FCC CFR47 PART 24 SUBPART E
FCC CFR47 PART 22 SUBPART H

CERTIFICATION TEST REPORT

For

GSM/WCDMA/LTE Phone + Bluetooth, WLAN 2.4GHz b/g/n & NFC

MODEL NUMBER: SM-G530FZ

FCC ID: A3LSMG530FZ

REPORT NUMBER: 14U19433-E1

ISSUE DATE: NOVEMBER 25, 2014

Prepared for

SAMSUNG ELECTRONICS CO., LTD.
129 SAMSUNG-RO, YEONGTONG-GU
SUWON-CITY, GYEONGGI-DO 443-742, SOUTH KOREA

Prepared by

UL VERIFICATION SERVICES INC.
47173 BENICIA STREET
FREMONT, CA 94538, U.S.A.
TEL: (510) 771-1000
FAX: (510) 661-0888

NVLAP LAB CODE 200065-0

Revision History

Rev.	Issue Date	Revisions	Revised By
--	11/25/14	Initial issue	P. Zhang

UL VERIFICATION SERVICES INC. FORM NO: CCSUP4701I
47173 BENICIA STREET, FREMONT, CA 94538, USA TEL: (510) 771-1000 FAX: (510) 661-0888

This report shall not be reproduced except in full, without the written approval of UL Verification Services Inc.

TABLE OF CONTENTS

1. ATTESTATION OF TEST RESULTS 5
2. TEST METHODOLOGY 6
3. FACILITIES AND ACCREDITATION 6
4. CALIBRATION AND UNCERTAINTY 7
4.1. MEASURING INSTRUMENT CALIBRATION 7
4.2. SAMPLE CALCULATION 7
4.3. MEASUREMENT UNCERTAINTY 7
5. EQUIPMENT UNDER TEST 8
5.1. DESCRIPTION OF EUT 8
5.2. MAXIMUM OUTPUT POWER 8
5.3. MAXIMUM OUTPUT POWER (LTE) 10
5.4. DESCRIPTION OF AVAILABLE ANTENNAS 11
5.5. DESCRIPTION OF TEST SETUP 12
6. TEST AND MEASUREMENT EQUIPMENT 15
7. Summary Table 16
8. RF POWER OUTPUT VERIFICATION 17
8.1. GSM/GPRS/EDGE 17
8.1.1. GSM OUTPUT POWER RESULT 18
8.2. UMTS REL 99 19
8.2.1. UMTS REL 99 OUTPUT POWER RESULT 19
8.3. UMTS HSDPA 20
8.3.1. UMTS HSDPA OUTPUT POWER RESULT 21
8.3.2. UMTS HSUPA 22
8.3.3. UMTS HSUPA OUTPUT POWER RESULT 23
8.4. LTE OUTPUT VERIFICATION 24
8.4.1. LTE OUTPUT RESULT 24
9. PEAK TO AVERAGE RATIO 26
9.1. CONDUCTED PEAK TO AVERAGE RESULT 26
10. LIMITS AND CONDUCTED RESULTS 31
10.1. OCCUPIED BANDWIDTH 31
10.1.1. OCCUPIED BANDWIDTH RESULTS 32

UL VERIFICATION SERVICES INC. FORM NO: CCSUP4701I
47173 BENICIA STREET, FREMONT, CA 94538, USA TEL: (510) 771-1000 FAX: (510) 661-0888

This report shall not be reproduced except in full, without the written approval of UL Verification Services Inc.

10.1.2. OCCUPIED BANDWIDTH PLOTS 36
10.2. BAND EDGE EMISSIONS 41
10.2.1. BAND EDGE PLOTS 42
10.3. OUT OF BAND EMISSIONS 54
10.3.1. OUT OF BAND EMISSIONS RESULT 55
10.3.2. OUT OF BAND EMISSIONS PLOTS 58
10.4. FREQUENCY STABILITY 63
10.4.1. FREQUENCY STABILITY RESULTS 64
11. RADIATED TEST RESULTS 66
11.1. RADIATED POWER (ERP & EIRP) 66
11.1.1. ERP/EIRP Results 67
11.1.2. ERP/EIRP DATA 70
11.2. FIELD STRENGTH OF SPURIOUS RADIATION 86
11.2.1. SPURIOUS RADIATION PLOTS 87
12. SETUP PHOTOS 103

UL VERIFICATION SERVICES INC. FORM NO: CCSUP4701I
47173 BENICIA STREET, FREMONT, CA 94538, USA TEL: (510) 771-1000 FAX: (510) 661-0888

This report shall not be reproduced except in full, without the written approval of UL Verification Services Inc.

1. ATTESTATION OF TEST RESULTS

COMPANY NAME:	**SAMSUNG ELECTRONICS CO., LTD.**
EUT DESCRIPTION:	**GSM/WCDMA/LTE Phone + Bluetooth, WLAN 2.4GHz b/g/n, & NFC**
MODEL:	**SM-G530FZ**
SERIAL NUMBER:	**1935735 (CONDUCTED); dac5d8ec (RADIATED)**
DATE TESTED:	**NOVEMBER 17-25, 2014**

APPLICABLE STANDARDS

STANDARD	TEST RESULTS
FCC PART 22H, 24E	PASS

UL Verification Services Inc. tested the above equipment in accordance with the requirements set forth in the above standards. All indications of Pass/Fail in this report are opinions expressed by UL Verification Services Inc. based on interpretations and/or observations of test results. Measurement Uncertainties were not taken into account and are published for informational purposes only. The test results show that the equipment tested is capable of demonstrating compliance with the requirements as documented in this report.

Note: The results documented in this report apply only to the tested sample, under the conditions and modes of operation as described herein. This document may not be altered or revised in any way unless done so by UL Verification Services Inc. and all revisions are duly noted in the revisions section. Any alteration of this document not carried out by UL Verification Services Inc. will constitute fraud and shall nullify the document. This report must not be used by the client to claim product certification, approval, or endorsement by NVLAP, NIST, any agency of the Federal Government, or any agency of any government.

Approved & Released For

UL Verification Services Inc. By:

PENG ZHANG
CONSUMER TECHNOLOGY DIVISION
PROJECT LEAD
UL Verification Services Inc.

Tested By:

CHARLES VERGONIO
CONSUMER TECHNOLOGY DIVISION
LAB ENGINEER
UL Verification Services Inc.

UL VERIFICATION SERVICES INC. FORM NO: CCSUP4701I
47173 BENICIA STREET, FREMONT, CA 94538, USA TEL: (510) 771-1000 FAX: (510) 661-0888

This report shall not be reproduced except in full, without the written approval of UL Verification Services Inc.

2. TEST METHODOLOGY

The tests documented in this report were performed in accordance with TIA-603-C, FCC CFR 47 Part 22 and FCC CFR Part 24.

3. FACILITIES AND ACCREDITATION

The test sites and measurement facilities used to collect data are located at 47173 and 47266 Benicia Street, Fremont, California, USA. Line conducted emissions are measured only at the 47173 address. The following table identifies which facilities were utilized for radiated emission measurements documented in this report. Specific facilities are also identified in the test results sections.

47173 Benicia Street	47266 Benicia Street
☐ Chamber A	☐ Chamber D
☒ Chamber B	☐ Chamber E
☒ Chamber C	☐ Chamber F

UL Verification Services Inc. is accredited by NVLAP, Laboratory Code 200065-0. The full scope of accreditation can be viewed at http://ts.nist.gov/standards/scopes/2000650.htm.

This report shall not be reproduced except in full, without the written approval of UL Verification Services Inc.

4. CALIBRATION AND UNCERTAINTY

4.1. MEASURING INSTRUMENT CALIBRATION

The measuring equipment utilized to perform the tests documented in this report has been calibrated in accordance with the manufacturer's recommendations, and is traceable to recognized national standards

4.2. SAMPLE CALCULATION

Where relevant, the following sample calculation is provided:

EIRP = PSA reading with EUT worst orientation (dBm) + Path loss (dB) – cable loss(between the SG and substitution antenna) + Substitution Antenna Factor (dBi)

ERP = PSA reading with EUT worst orientation (dBm) + Path loss (dB) – cable loss(between the SG and substitution antenna)

(Path loss = Signal generator output – PSA reading with substitution antenna)

4.3. MEASUREMENT UNCERTAINTY

Where relevant, the following measurement uncertainty levels have been estimated for tests performed on the apparatus:

PARAMETER	UNCERTAINTY
Conducted Disturbance, 0.15 to 30 MHz	3.52 dB
Radiated Disturbance, 30 to 26000 MHz	4.94 dB

Uncertainty figures are valid to a confidence level of 95%.

UL VERIFICATION SERVICES INC. FORM NO: CCSUP4701I
47173 BENICIA STREET, FREMONT, CA 94538, USA TEL: (510) 771-1000 FAX: (510) 661-0888

This report shall not be reproduced except in full, without the written approval of UL Verification Services Inc.

5. EQUIPMENT UNDER TEST

5.1. DESCRIPTION OF EUT

The EUT is a GSM/WCDMA/LTE Phone + Bluetooth, WLAN DTS 2.4Ghz b/g/n & NFC.

5.2. MAXIMUM OUTPUT POWER

The transmitter has a maximum peak conducted and radiated ERP / EIRP output powers as follows:

FCC Part 22/24						
Band	Frequency Range(MHz)	Modulation	Conducted		Radiated	
			Avg (dBm)	Avg (mW)	Avg (dBm)	Avg (mW)
GSM850	824~849	GMSK	33.3	2137.96		
	824~849	GPRS	33.3	2137.96	30.60	1148.15
	824~849	EGPRS	26.7	467.73	25.14	326.59
GSM1900	1850~1910	GMSK	31.0	1258.93		
	1850~1910	GPRS	31.0	1258.93	27.69	587.49
	1850~1910	EGPRS	26.4	436.52	24.55	285.10

UL VERIFICATION SERVICES INC. FORM NO: CCSUP4701I
47173 BENICIA STREET, FREMONT, CA 94538, USA TEL: (510) 771-1000 FAX: (510) 661-0888

This report shall not be reproduced except in full, without the written approval of UL Verification Services Inc.

FCC Part 22/24						
Band	Frequency Range(MHz)	Modulation	Conducted		Radiated	
			Avg (dBm)	Avg (mW)	Avg (dBm)	Avg (mW)
Band 5	824~849	REL99	22.2	165.96	19.94	98.63
	824~849	HSDPA	22.3	169.82	19.52	89.54
	824~849	HSUPA	22.0	158.49		
Band 2	1850~1910	REL99	23.0	199.52	20.69	117.22
	1850~1910	HSDPA	22.9	194.98	19.04	80.17
	1850~1910	HSUPA	22.3	169.82		

UL VERIFICATION SERVICES INC. FORM NO: CCSUP4701I
47173 BENICIA STREET, FREMONT, CA 94538, USA TEL: (510) 771-1000 FAX: (510) 661-0888

This report shall not be reproduced except in full, without the written approval of UL Verification Services Inc.

5.3. MAXIMUM OUTPUT POWER (LTE)

The transmitter has a maximum peak conducted and radiated ERP/EIRP output powers as follows:

FCC Part 27 (10MHz Bandwidth)							
Band	Frequency Range(MHz)	BandWidth (MHz)	Modulation	Conducted		Radiated	
				Avg (dBm)	Avg (mW)	Avg (dBm)	Avg (mW)
LTE5	824~849	10MHz	QPSK	21.98	157.76	20.51	112.46
	824~849	10MHz	16QAM	21.37	137.09	19.47	88.51

FCC Part 27 (5MHz Bandwidth)							
Band	Frequency Range(MHz)	BandWidth (MHz)	Modulation	Conducted		Radiated	
				Avg (dBm)	Avg (mW)	Avg (dBm)	Avg (mW)
LTE5	824~849	5MHz	QPSK	21.81	151.71	20.41	109.90
	824~849	5MHz	16QAM	21.23	132.74	19.68	92.89

FCC Part 27 (3MHz Bandwidth)							
Band	Frequency Range(MHz)	BandWidth (MHz)	Modulation	Conducted		Radiated	
				Avg (dBm)	Avg (mW)	Avg (dBm)	Avg (mW)
LTE5	824~849	3MHz	QPSK	21.81	151.71	20.52	112.72
	824~849	3MHz	16QAM	21.40	138.04	19.70	93.33

FCC Part 27 (1.4MHz Bandwidth)							
Band	Frequency Range(MHz)	BandWidth (MHz)	Modulation	Conducted		Radiated	
				Avg (dBm)	Avg (mW)	Avg (dBm)	Avg (mW)
LTE5	824~849	1.4MHz	QPSK	21.81	151.70	20.60	114.82
	824~849	1.4MHz	16QAM	21.50	141.25	19.78	95.06

UL VERIFICATION SERVICES INC. FORM NO: CCSUP4701I
47173 BENICIA STREET, FREMONT, CA 94538, USA TEL: (510) 771-1000 FAX: (510) 661-0888

This report shall not be reproduced except in full, without the written approval of UL Verification Services Inc.

5.4. DESCRIPTION OF AVAILABLE ANTENNAS

The radio utilizes a PIFA antenna for the [List the bands supported] with a maximum peak gain as follow:

Frequency (MHz)	Peak Gain (dBi)
Band 5, 824~849MHz	-1.22
Band 2, 1850~1910MHz	0.7

UL VERIFICATION SERVICES INC. FORM NO: CCSUP4701I
47173 BENICIA STREET, FREMONT, CA 94538, USA TEL: (510) 771-1000 FAX: (510) 661-0888

This report shall not be reproduced except in full, without the written approval of UL Verification Services Inc.

5.5. DESCRIPTION OF TEST SETUP

SUPPORT EQUIPMENT

Support Equipment List				
Description	Manufacturer	Model	Serial Number	FCC ID
AC Adapter	SAMSUNG	SM-G530FZ	N/A	N/A
Earphone	SAMSUNG	N/A	N/A	N/A

I/O CABLES (CONDUCTED SETUP)

I/O Cable List						
Cable No	Port	# of identical ports	Connector Type	Cable Type	Cable Length (m)	Remarks
1	RF Out	1	Spectrum Analyzer	Shielded	None	NA
2	Antenna Port	1	EUT	Shielded	0.1m	NA
3	RF In/Out	1	Communication Test Set	Shielded	1m	NA

I/O CABLES (RADIATED SETUP)

I/O CABLE LIST						
Cable No.	Port	# of Identical Ports	Connector Type	Cable Type	Cable Length	Remarks
1	USB	1	AC Adapter	Un-shielded	1.2m	No
2	Jack	1	Headset	Shielded	1m	No
3	RF In/out	1	Communication Test Set	Un-shielded	2m	Yes

TEST SETUP

The EUT is continuously communicated to the call box during the tests.

UL VERIFICATION SERVICES INC. FORM NO: CCSUP4701I
47173 BENICIA STREET, FREMONT, CA 94538, USA TEL: (510) 771-1000 FAX: (510) 661-0888

This report shall not be reproduced except in full, without the written approval of UL Verification Services Inc.

SETUP DIAGRAM FOR TESTS (CONDUCTED TEST SETUP)

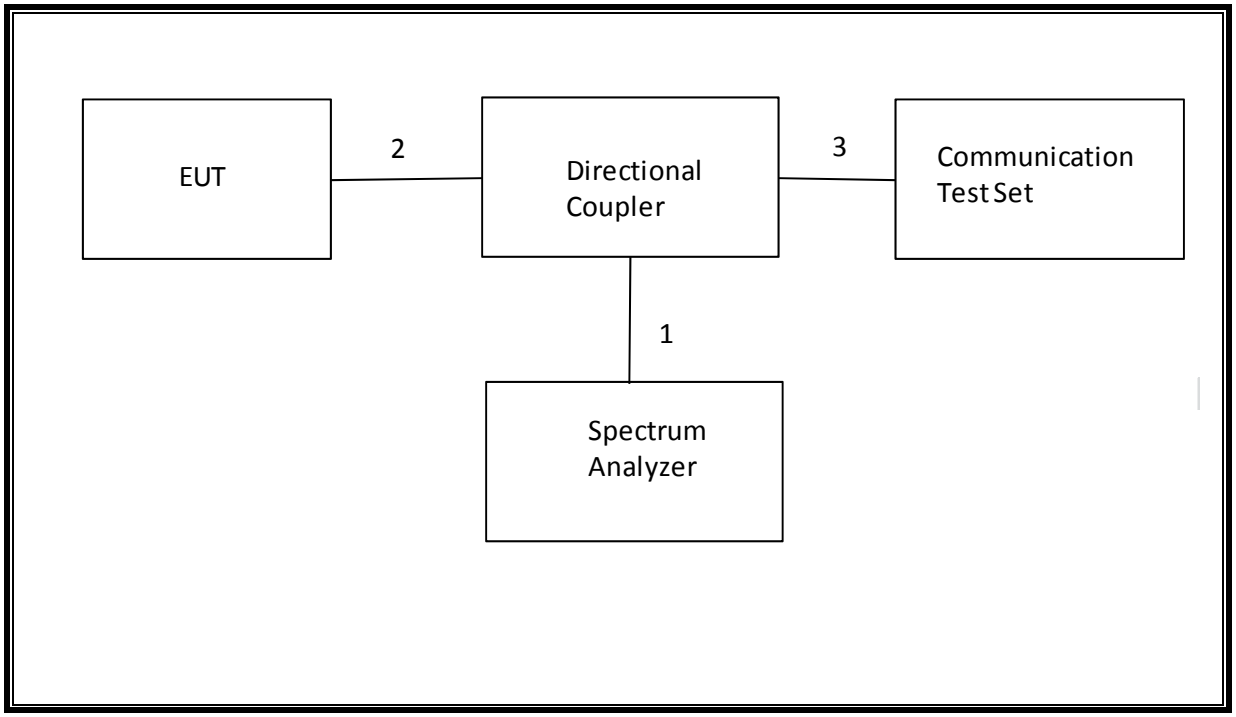

UL VERIFICATION SERVICES INC. FORM NO: CCSUP4701I
47173 BENICIA STREET, FREMONT, CA 94538, USA TEL: (510) 771-1000 FAX: (510) 661-0888

This report shall not be reproduced except in full, without the written approval of UL Verification Services Inc.

SETUP DIAGRAM FOR TESTS (RADIATED TEST SETUP)

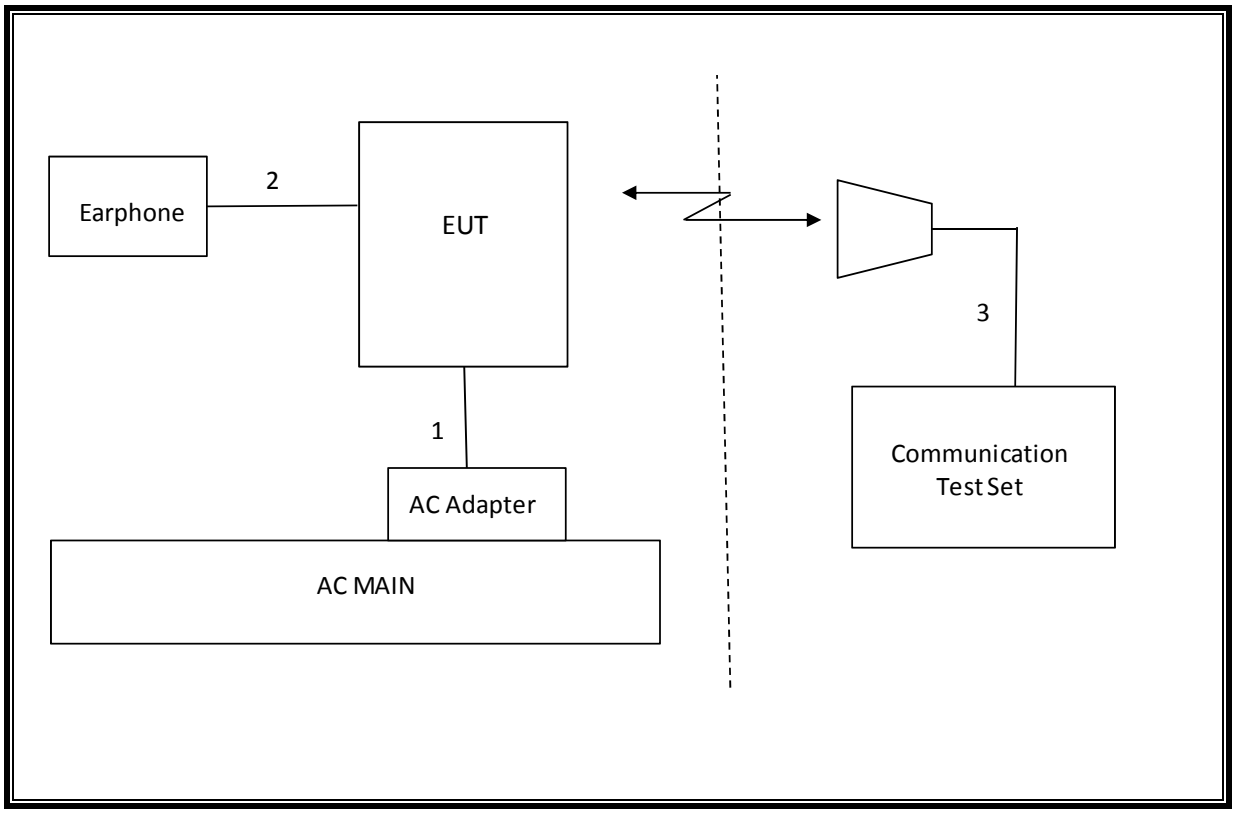

UL VERIFICATION SERVICES INC. FORM NO: CCSUP4701I
47173 BENICIA STREET, FREMONT, CA 94538, USA TEL: (510) 771-1000 FAX: (510) 661-0888

This report shall not be reproduced except in full, without the written approval of UL Verification Services Inc.

6. TEST AND MEASUREMENT EQUIPMENT

The following test and measurement equipment was utilized for the tests documented in this report:

TEST EQUIPMENT LIST				
Description	**Manufacturer**	**Model**	**Asset**	**Cal Due**
Spectrum Analyzer, 44 GHz	Agilent / HP	E4446A	C01179	02/26/15
Antenna, Bilog, 2 GHz	Sunol Sciences	JB1	C01011	08/14/15
Antenna, Horn, 18 GHz	EMCO	3115	C00783	10/25/15
Antenna, Horn, 18 GHz	EMCO	3115	C00784	10/25/15
Highpass Filter, 2.7 GHz	Micro-Tronics	HPM13194	N02687	CNR
Highpass Filter, 1.5 GHz	Micro-Tronics	HPM13193	N02688	CNR
Temperature / Humidity Chamber	Thermotron	SE 600-10-10	C00930	01/09/15
Communications Test Set	R&S	CMW500	T159	07/02/15
DC power supply, 8 V @ 3 A or 15 V	Agilent / HP	E3610A	None	CNR
Vector signal generator, 6 GHz	Agilent / HP	E4438C	None	07/06/15
Antenna, Tuned Dipole 400~1000	ETS	3121C DB4	C00993	02/14/15
Directional Coupler	RF-Lambda	RFDC5M06G15	None	CNR
Antenna, Horn, 26.5 GHz	ARA	MWH-1826/B	C00589	12/17/14

UL VERIFICATION SERVICES INC. FORM NO: CCSUP4701I
47173 BENICIA STREET, FREMONT, CA 94538, USA TEL: (510) 771-1000 FAX: (510) 661-0888

This report shall not be reproduced except in full, without the written approval of UL Verification Services Inc.

7. Summary Table

FCC Part Section	RSS Section(s)	Test Description	Test Limit	Test Condition	Test Result	Worse Case
2.1049	N/A	Occupied Band width (99%)	N/A	Conducted	Pass	8.987MHz
22.917(a) 24.238(a)	RSS-132(4.5.1) RSS-133(6.5.1)	Band Edge / Conducted Spurious Emission	-13dBm		Pass	-14.70dBm
2.1046	N/A	Conducted output power	N/A		Pass	33.3dBm
22.355 24.235	RSS-132(4.3) RSS-133(6.3)	Frequency Stability	2.5PPM		Pass	0.01PPM
22.913(a)(2)	RSS-132(4.4)	Effective Radiated Power	38 dBm	Radiated	Pass	30.60dBm
24.232(c)	RSS-133(6.4)	Equivalent Isotropic Radiated Power	33dBm		Pass	27.69dBm
22.917(a) 24.238(a)	RSS-132(4.5.1) RSS-133(6.5.1)	Radiated Spurious Emission	-13dBm		Pass	-37.2dBm

UL VERIFICATION SERVICES INC. FORM NO: CCSUP4701I
47173 BENICIA STREET, FREMONT, CA 94538, USA TEL: (510) 771-1000 FAX: (510) 661-0888

This report shall not be reproduced except in full, without the written approval of UL Verification Services Inc.

8. RF POWER OUTPUT VERIFICATION

8.1. GSM/GPRS/EDGE

Function: Menu select > GSM Mobile Station > GSM 850/900/1800/1900

Press Connection control to choose the different menus

Press RESET > choose all to reset all settings

Connection Press Signal Off to turn off the signal and change settings

Network Support > GSM+GPRS or GSM+EGPRS

Main Service > Packet Data

Service selection > Test Mode A – Auto Slot Config. off

MS Signal Press Slot Config bottom on the right twice to select and change the number of time slots and power setting

> Slot configuration > Uplink/Gamma

> 33 dBm for GPRS 850/900

> 30 dBm for GPRS1800/1900

BS Signal Enter the same channel number for TCH channel (test channel) and BCCH channel

Frequency Offset > + 0 Hz

Mode > BCCH and TCH

BCCH Level > -85 dBm (May need to adjust if link is not stable)

BCCH Channel > choose desire test channel [Enter the same channel number for TCH channel (test channel) and BCCH channel]

Channel Type > Off

P0> 4 dB

Slot Config > Unchanged (if already set under MS Signal)

TCH > choose desired test channel

Hopping > Off

Main Timeslot > 3 (Default)

Network Coding Scheme > CS4 (GPRS) and MCS5 ~ MCS9 (EGPRS)

Bit Stream > 2E9-1PSR Bit Pattern

AF/RF Enter appropriate offsets for Ext. Att. Output and Ext. Att. Input

Connection Press Signal On to turn on the signal and change settings

UL VERIFICATION SERVICES INC. FORM NO: CCSUP4701I
47173 BENICIA STREET, FREMONT, CA 94538, USA TEL: (510) 771-1000 FAX: (510) 661-0888

This report shall not be reproduced except in full, without the written approval of UL Verification Services Inc.

8.1.1. GSM OUTPUT POWER RESULT

Band	Mode	Ch.	f(MHz)	1 time slot	2 time slot	3 time slot	4 time slot
				Peak (dBm)	Peak (dBm)	Peak (dBm)	Peak (dBm)
GSM850	GMSK	128	824.2	33.3			
		190	836.6	33.1			
		251	848.8	33.1			
	GPRS	128	824.2	33.3	30.4	28.1	26.0
		190	836.6	33.1	30.3	28.2	26.4
		251	848.8	33.1	30.4	28.1	26.5
	EGPRS	128	824.2	26.7	24.6	22.5	22.4
		190	836.6	26.7	24.6	22.8	22.5
		251	848.8	26.7	24.7	22.5	22.5
GSM1900	GMSK	512	1850.2	30.7			
		661	1880	31.0			
		810	1909.8	30.8			
	GPRS	512	1850.2	30.7	28.0	25.7	23.7
		661	1880	31.0	28.4	26.0	24.7
		810	1909.8	30.8	27.8	25.6	23.6
	EGPRS	512	1850.2	26.1	24.0	21.9	21.8
		661	1880	26.4	24.4	22.5	22.4
		810	1909.8	26.0	24.0	21.8	21.8

UL VERIFICATION SERVICES INC. FORM NO: CCSUP4701I
47173 BENICIA STREET, FREMONT, CA 94538, USA TEL: (510) 771-1000 FAX: (510) 661-0888

This report shall not be reproduced except in full, without the written approval of UL Verification Services Inc.

8.2. UMTS REL 99

TEST PROCEDURE

The following summary of these settings are illustrated below:

	Mode	Rel99
	Subtest	-
WCDMA General Settings	Loopback Mode	Test Mode 1
	Rel99 RMC	12.2kbps RMC
	HSDPA FRC	Not Applicable
	HSUPA Test	Not Applicable
	Power Control Algorithm	Algorithm2
	βc	Not Applicable
	βd	Not Applicable
	βec	Not Applicable
	βc/βd	8/15
	βhs	Not Applicable
	βed	Not Applicable

8.2.1. UMTS REL 99 OUTPUT POWER RESULT

Band	Mode	Ch.	f(MHz)	Conducted Power (dBm) Avg (dBm)
Band 5	REL99	4132	826.4	22.2
		4183	836.6	22.2
		4233	846.6	22.2
Band 2	REL99	9262	1852.4	22.9
		9400	1880	22.8
		9538	1907.6	23.0

UL VERIFICATION SERVICES INC. FORM NO: CCSUP4701I
47173 BENICIA STREET, FREMONT, CA 94538, USA TEL: (510) 771-1000 FAX: (510) 661-0888

This report shall not be reproduced except in full, without the written approval of UL Verification Services Inc.

8.3. UMTS HSDPA

The following 4 Sub-tests were completed according to Release 5 procedures in section 5.2 of 3GPP TS34.121. A summary of these settings are illustrated below:

	Mode	Rel5 HSDPA			
	Subtest	1	2	3	4
WCDMA General Settings	Loopback Mode	Test Mode 1			
	Rel99 RMC	12.2kbps RMC			
	HSDPA FRC	H-Set1			
	Power Control Algorithm	Algorithm 2			
	βc	2/15	12/15	15/15	15/15
	βd	15/15	15/15	8/15	4/15
	Bd (SF)	64			
	βc/βd	2/15	12/15	15/8	15/4
	βhs	4/15	24/15	30/15	30/15
	MPR (dB)	0	0	0.5	0.5
HSDPA Specific Settings	D_{ACK}	8			
	D_{NAK}	8			
	DCQI	8			
	Ack-Nack repetition factor	3			
	CQI Feedback (Table 5.2B.4)	4ms			
	CQI Repetition Factor (Table 5.2B.4)	2			
	Ahs =βhs/βc	30/15			

UL VERIFICATION SERVICES INC. FORM NO: CCSUP4701I
47173 BENICIA STREET, FREMONT, CA 94538, USA TEL: (510) 771-1000 FAX: (510) 661-0888

This report shall not be reproduced except in full, without the written approval of UL Verification Services Inc.

8.3.1. UMTS HSDPA OUTPUT POWER RESULT

Band	Mode	Subset	Ch.	f(MHz)	Conducted Power (dBm) Avg (dBm)
Band 5	HSDPA	1	4132	826.4	22.3
			4183	836.6	22.2
			4233	846.6	22.1
		2	4132	826.4	22.3
			4183	836.6	22.2
			4233	846.6	22.1
		3	4132	826.4	20.8
			4183	836.6	20.6
			4233	846.6	20.7
		4	4132	826.4	20.8
			4183	836.6	20.6
			4233	846.6	20.7
Band 2	HSDPA	1	9262	1852.4	22.9
			9400	1880	22.6
			9538	1907.6	22.9
		2	9262	1852.4	22.9
			9400	1880	22.6
			9538	1907.6	22.9
		3	9262	1852.4	21.2
			9400	1880	21.1
			9538	1907.6	20.8
		4	9262	1852.4	21.2
			9400	1880	21.1
			9538	1907.6	20.8

UL VERIFICATION SERVICES INC. FORM NO: CCSUP4701I
47173 BENICIA STREET, FREMONT, CA 94538, USA TEL: (510) 771-1000 FAX: (510) 661-0888

This report shall not be reproduced except in full, without the written approval of UL Verification Services Inc.

8.3.2. UMTS HSUPA

TEST PROCEDURE

The following summary of these settings are illustrated below: (ETSI TS 134.121-1 Table C.11.1)

	Mode	Rel6 HSUPA	Rel6 HSUPA	Rel6 HSUPA	Rel6 HSUPA	Rel6 HSUPA
	Subtest	1	2	3	4	5
WCDMA General Settings	Loopback Mode	Test Mode 1				
	P-CPICH (dB)	-10				
	P-CCPCH (dB)	-12				
	SCH (dB)	-12				
	PICH(dB)	-15				
	DPCH (dB)	-9				
	HS-SCCH_1 (dB)	-8				
	HS-PDSCH (dB)	-3				
	Rel99 RMC	12.2kbps RMC				
	HSDPA FRC	H-Set1				
	HSUPA Test	HSUPA Loopback				
	Power Control Algorithm	Algorithm2				
	Bc	11/15	6/15	15/15	2/15	15/15
	Bd	15/15	15/15	9/15	15/15	15/15
	Bec	209/225	12/15	30/15	2/15	5/15
	βc/βd	11/15	6/15	15/9	2/15	15/15
	Bhs	22/15	12/15	30/15	4/15	30/15
	βed (note1)	1309/225	94/75	47/15 47/15	56/75	134/15
	MPR	0	2	1	2	0
HSDPA Specific Settings	DACK	8				
	DNAK	8				
	DCQI	8				
	Ack-Nack repetition factor	3				
	CQI Feedback (Table 5.2B.4)	4ms				
	CQI Repetition Factor (Table 5.2B.4)	2				
	Ahs = βhs/βc	30/15				
HSUPA Specific Settings	D E-DPCCH	6	8	8	5	7
	DHARQ	0	0	0	0	0
	AG Index	20	12	15	17	21
	Reference E-TFCIs	5	5	2	5	5
	ETFCI (from 34.121 Table C.11.1.3)	75	67	92	71	81
	Associated Max UL Data Rate kbps	242.1	174.9	482.8	205.8	308.9
	Reference E_TFCIs	E-TFCI 11 E-TFCI PO 4 E-TFCI 67 E-TFCI PO 18 E-TFCI 71 E-TFCI PO 23 E-TFCI 75 E-TFCI PO 26 E-TFCI 81 E-TFCI PO 27		E-TFCI 11 E-TFCI PO 4 E-TFCI 92 E-TFCI PO 18	E-TFCI 11 E-TFCI PO 4 E-TFCI 67 E-TFCI PO 18 E-TFCI 71 E-TFCI PO 23 E-TFCI 75 E-TFCI PO 26 E-TFCI 81 E-TFCI PO 27	

Note1: βed cannot be set directly, it is set by Absolute Grant Value.

UL VERIFICATION SERVICES INC. FORM NO: CCSUP4701I
47173 BENICIA STREET, FREMONT, CA 94538, USA TEL: (510) 771-1000 FAX: (510) 661-0888

This report shall not be reproduced except in full, without the written approval of UL Verification Services Inc.

8.3.3. UMTS HSUPA OUTPUT POWER RESULT

Band	Mode	Subset	Ch.	f(MHz)	Conducted Power (dBm) Avg (dBm)
Band 5	HSUPA	1	4132	826.4	21.7
			4183	836.6	21.9
			4233	846.6	22.0
		2	4132	826.4	19.9
			4183	836.6	20.0
			4233	846.6	19.5
		3	4132	826.4	20.0
			4183	836.6	20.1
			4233	846.6	19.8
		4	4132	826.4	19.9
			4183	836.6	20.0
			4233	846.6	19.5
		5	4132	826.4	21.7
			4183	836.6	21.9
			4233	846.6	22.0
Band 2	HSUPA	1	9262	1852.4	22.3
			9400	1880	21.7
			9538	1907.6	22.2
		2	9262	1852.4	20.5
			9400	1880	20.5
			9538	1907.6	20.3
		3	9262	1852.4	20.3
			9400	1880	20.6
			9538	1907.6	20.8
		4	9262	1852.4	20.5
			9400	1880	20.5
			9538	1907.6	20.3
		5	9262	1852.4	22.3
			9400	1880	21.7
			9538	1907.6	22.2

UL VERIFICATION SERVICES INC. FORM NO: CCSUP4701I
47173 BENICIA STREET, FREMONT, CA 94538, USA TEL: (510) 771-1000 FAX: (510) 661-0888

This report shall not be reproduced except in full, without the written approval of UL Verification Services Inc.

8.4. LTE OUTPUT VERIFICATION

8.4.1. LTE OUTPUT RESULT

Band	BW (MHz)	Mode	RB Allocation	RB offset	Target MPR	Avg Pwr (dBm)		
						20450	20525	20600
						829 MHz	836.5 MHz	844 MHz
LTE Band 5	10	QPSK	1	0	0	21.98	21.93	21.76
			1	24	0	21.85	21.73	21.75
			1	49	0	21.71	21.73	21.77
			25	0	1	20.92	20.87	20.83
			25	12	1	20.85	20.72	20.74
			25	24	1	20.80	20.73	20.77
			50	0	1	20.86	20.82	20.77
		16QAM	1	0	1	21.18	21.37	21.10
			1	24	1	21.20	21.16	21.30
			1	49	1	21.29	21.30	21.19
			25	0	2	19.77	19.73	19.89
			25	12	2	19.70	19.69	19.75
			25	24	2	19.64	19.74	19.76
			50	0	2	19.70	19.79	19.68

Band	BW (MHz)	Mode	RB Allocation	RB offset	Target MPR	Avg Pwr (dBm)		
						20425	20525	20625
						826.5 MHz	836.5 MHz	846.5 MHz
LTE Band 5	5	QPSK	1	0	0	21.70	21.78	21.81
			1	12	0	22.15	22.08	22.07
			1	24	0	21.61	21.91	21.75
			12	0	1	20.79	20.79	20.71
			12	6	1	20.84	20.73	20.76
			12	11	1	20.83	20.72	20.77
			25	0	1	20.84	20.79	20.73
		16QAM	1	0	1	21.23	20.97	21.21
			1	12	1	21.04	21.03	21.23
			1	24	1	21.01	20.66	21.20
			12	0	2	19.72	19.79	19.78
			12	6	2	19.76	19.81	19.78
			12	11	2	19.73	19.82	19.71
			25	0	2	19.87	19.67	19.69

UL VERIFICATION SERVICES INC. FORM NO: CCSUP4701I
47173 BENICIA STREET, FREMONT, CA 94538, USA TEL: (510) 771-1000 FAX: (510) 661-0888

This report shall not be reproduced except in full, without the written approval of UL Verification Services Inc.

Band	BW (MHz)	Mode	RB Allocation	RB offset	Target MPR	Avg Pwr (dBm)		
						20415	20525	20635
						825.5 MHz	836.5 MHz	847.5 MHz
LTE Band 5	3	QPSK	1	0	0	21.81	21.80	21.65
			1	7	0	21.78	22.08	22.02
			1	14	0	21.67	21.68	21.67
			6	0	1	20.81	20.69	20.71
			6	3	1	20.79	20.68	20.78
			6	5	1	20.73	20.65	20.83
			15	0	1	20.76	20.73	20.76
		16QAM	1	0	1	21.19	21.40	21.10
			1	7	1	20.99	20.88	20.71
			1	14	1	20.97	21.50	21.50
			6	0	2	19.85	19.50	19.85
			6	3	2	19.85	19.72	19.86
			6	5	2	19.78	19.50	19.85
			15	0	2	19.82	19.74	19.70

Band	BW (MHz)	Mode	RB Allocation	RB offset	Target MPR	Avg Pwr (dBm)		
						20407	20525	20643
						824.7 MHz	836.5 MHz	848.3 MHz
LTE Band 5	1.4	QPSK	1	0	0	21.81	21.63	21.68
			1	2	0	21.93	21.61	21.77
			1	5	0	21.72	21.67	21.64
			3	0	0	21.94	21.61	21.83
			3	1	0	21.87	21.76	21.95
			3	2	0	21.85	21.77	21.90
			6	0	1	20.75	20.70	20.77
		16QAM	1	0	1	21.50	21.50	20.62
			1	2	1	21.45	21.48	21.20
			1	5	1	21.50	21.47	20.96
			3	0	1	20.96	20.53	20.92
			3	1	1	20.98	20.63	21.03
			3	2	1	20.96	21.07	20.83
			6	0	2	19.83	19.50	19.78

UL VERIFICATION SERVICES INC. FORM NO: CCSUP4701I
47173 BENICIA STREET, FREMONT, CA 94538, USA TEL: (510) 771-1000 FAX: (510) 661-0888

This report shall not be reproduced except in full, without the written approval of UL Verification Services Inc.

9. PEAK TO AVERAGE RATIO

Test Procedure

Per KDB 971168 D01 Power Meas License Digital Systems v02r01

Test Spec

In addition, when the transmitter power is measured in terms of average value, the peak-to-average ratio of the power shall not exceed 13 dB.

9.1. CONDUCTED PEAK TO AVERAGE RESULT

Band Band 2 HSDPA	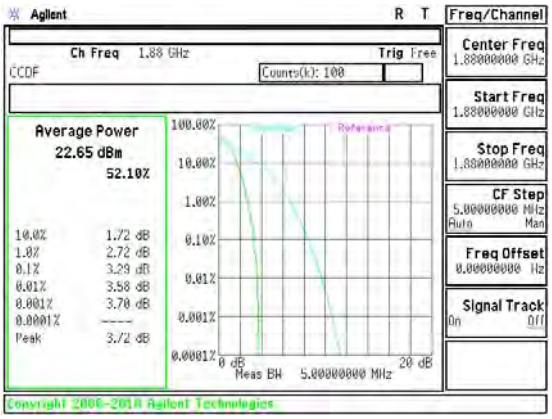 Band WCDMA B2 HSDPA	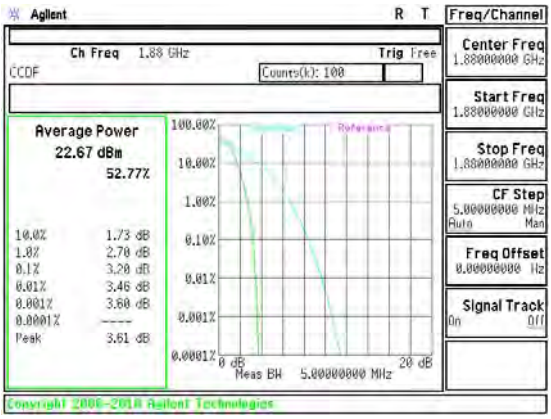 Band WCDMA B2 REL99

UL VERIFICATION SERVICES INC. FORM NO: CCSUP4701I
47173 BENICIA STREET, FREMONT, CA 94538, USA TEL: (510) 771-1000 FAX: (510) 661-0888

This report shall not be reproduced except in full, without the written approval of UL Verification Services Inc.

Band Band 5 HSDPA	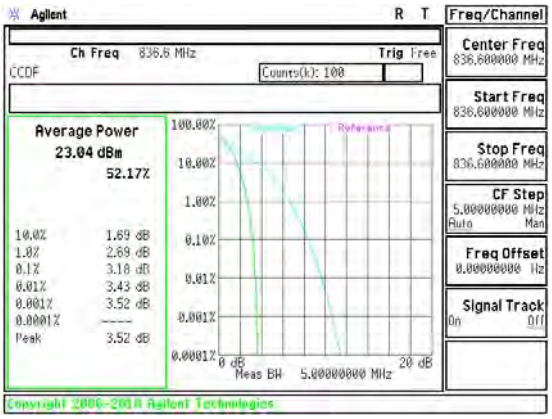 Band WCDMA B5 HSDPA	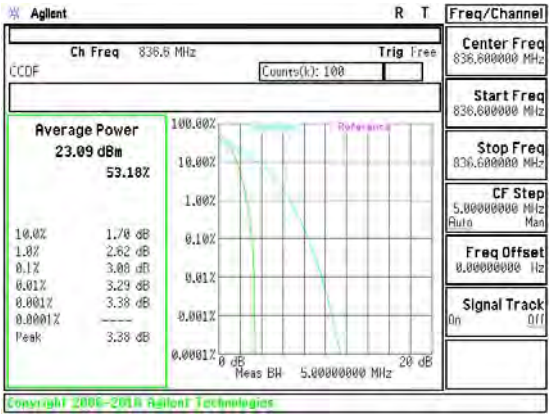 Band WCDMA B5 REL99
Band GSM 1900	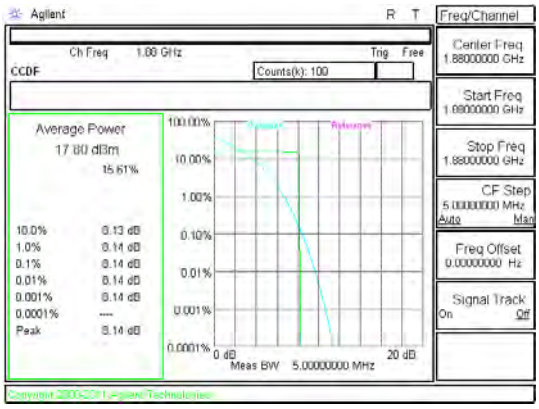 GSM GPRS 1900	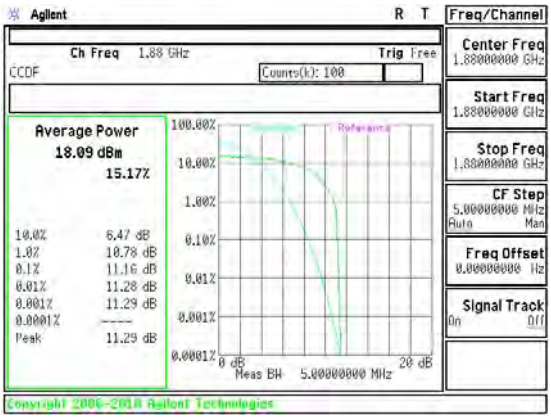 GSM EGPRS 1900

This report shall not be reproduced except in full, without the written approval of UL Verification Services Inc.

Band GSM850	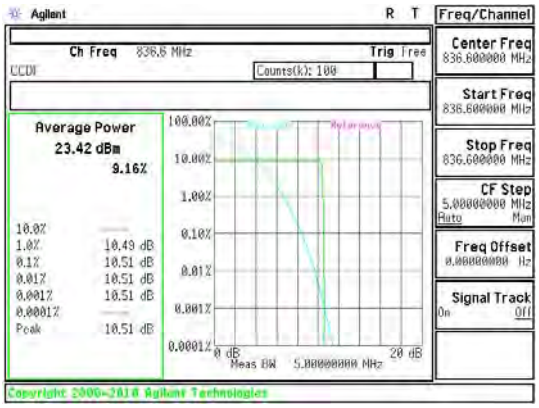 GSM GPRS 850	 GSM EGPRS 850

UL VERIFICATION SERVICES INC. FORM NO: CCSUP4701I
47173 BENICIA STREET, FREMONT, CA 94538, USA TEL: (510) 771-1000 FAX: (510) 661-0888

This report shall not be reproduced except in full, without the written approval of UL Verification Services Inc.

Band LTE5 10MHz 16QAM	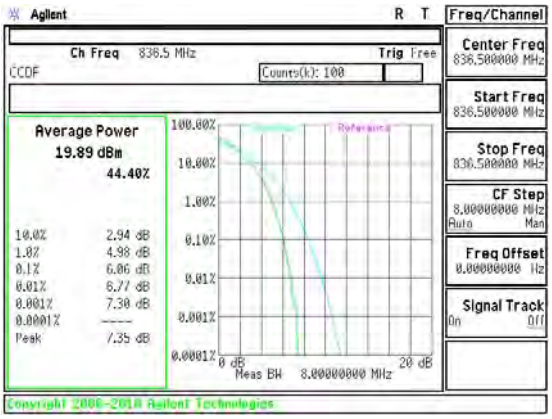 Band LTE5 10MHz 16QAM Mid channel	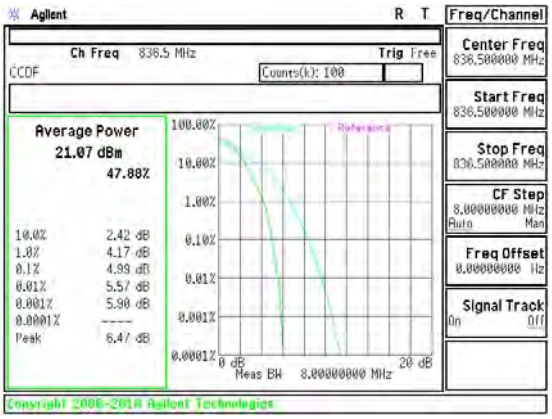 Band LTE5 10MHz QPSK Mid channel
Band LTE5 5MHz 16QAM	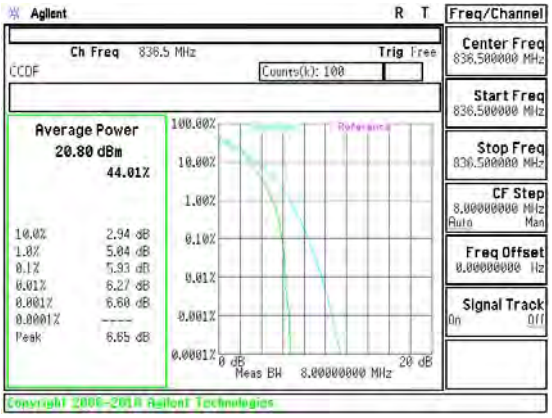 Band LTE5 5MHz 16QAM Mid channel	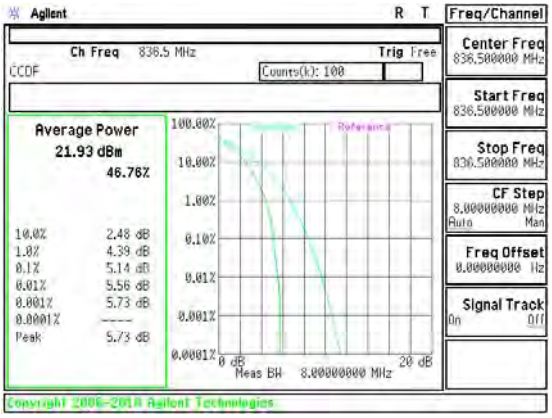 Band LTE5 5MHz QPSK Mid channel

UL VERIFICATION SERVICES INC. FORM NO: CCSUP4701I
47173 BENICIA STREET, FREMONT, CA 94538, USA TEL: (510) 771-1000 FAX: (510) 661-0888

This report shall not be reproduced except in full, without the written approval of UL Verification Services Inc.

Band LTE5 3MHz 16QAM	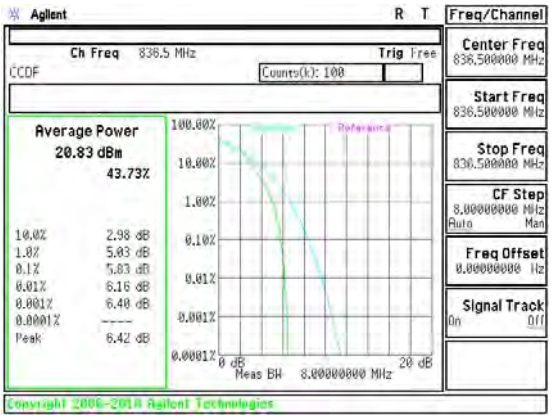 Band LTE5 3MHz 16QAM Mid channel	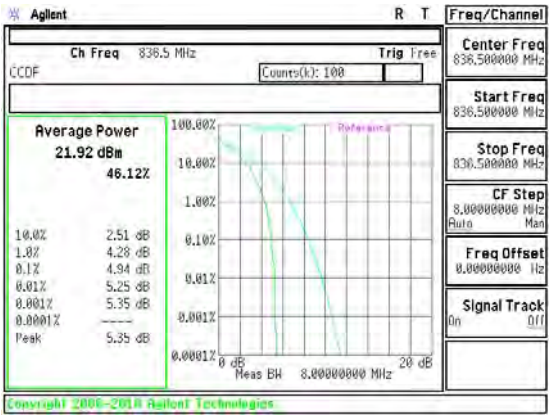 Band LTE5 3MHz QPSK Mid channel
Band LTE5 1.4MHz 16QAM	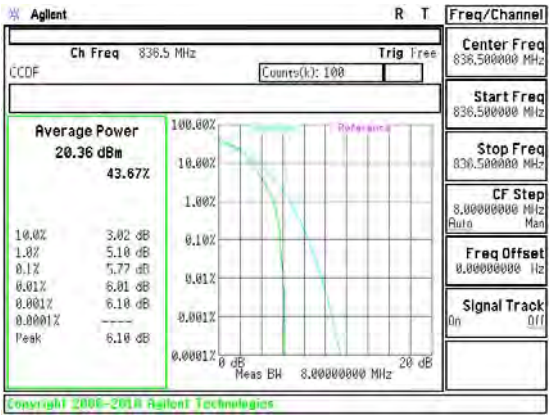 Band LTE5 1.4MHz 16QAM Mid channel	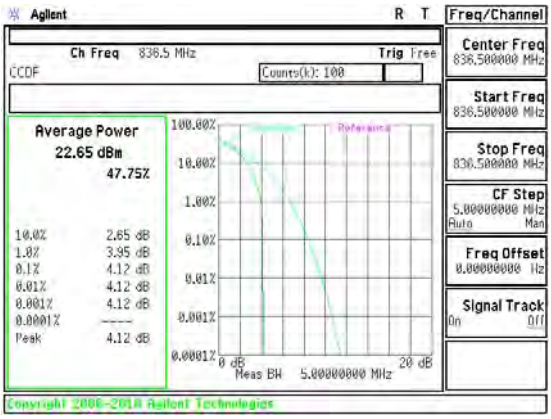 Band LTE5 1.4MHz QPSK Mid channel

UL VERIFICATION SERVICES INC. FORM NO: CCSUP4701I
47173 BENICIA STREET, FREMONT, CA 94538, USA TEL: (510) 771-1000 FAX: (510) 661-0888

This report shall not be reproduced except in full, without the written approval of UL Verification Services Inc.

10. LIMITS AND CONDUCTED RESULTS

10.1. OCCUPIED BANDWIDTH

RULE PART(S)

FCC: §2.1049

IC: RSS-132, 4.5; RSS-133, 6.5

LIMITS

For reporting purposes only

TEST PROCEDURE

The transmitter output was connected to a calibrated coaxial cable and coupler, the other end of which was connected to a spectrum analyzer. The occupied bandwidth was measured with the spectrum analyzer at the low, middle and high channel in each band. The -26dB bandwidth was also measured and recorded.

(KDB 971168 D01 Power Meas License Digital Systems v02r01 - 06/07/2013)

MODES TESTED

UL VERIFICATION SERVICES INC. FORM NO: CCSUP4701I
47173 BENICIA STREET, FREMONT, CA 94538, USA TEL: (510) 771-1000 FAX: (510) 661-0888

This report shall not be reproduced except in full, without the written approval of UL Verification Services Inc.

10.1.1. OCCUPIED BANDWIDTH RESULTS

GSM OCCUPIED BANDWIDTH RESULTS

Band	Mode	Channel	f (MHz)	99% BW (KHz)	-26dB BW (KHz)
GSM850	GMSK	128	824.2		
		190	836.6		
		251	848.8		
	GPRS	128	824.2	250	312
		190	836.6	241	310
		251	848.8	237	312
	EGPRS	128	824.2	239	297
		190	836.6	249	318
		251	848.8	244	305
GSM1900	GMSK	512	1850.2		
		661	1880		
		810	1909.8		
	GPRS	512	1850.2	245	319
		661	1880	245	317
		810	1909.8	243	320
	EGPRS	512	1850.2	244	299
		661	1880	234	291
		810	1909.8	239	310

UL VERIFICATION SERVICES INC. FORM NO: CCSUP4701I
47173 BENICIA STREET, FREMONT, CA 94538, USA TEL: (510) 771-1000 FAX: (510) 661-0888

This report shall not be reproduced except in full, without the written approval of UL Verification Services Inc.

WCDMA OCCUPIED BANDWIDTH RESULTS

Band	Mode	Channel	f (MHz)	99% BW (MHz)	-26dB BW (MHz)
Band 5	REL99	4132	826.4	4.158	4.628
		4183	836.6	4.151	4.655
		4233	846.6	4.154	4.646
	HSDPA	4132	826.4	4.140	4.621
		4183	836.6	4.170	4.632
		4233	846.6	4.140	4.630
	HSUPA	4132	826.4		
		4183	836.6		
		4233	846.6		
Band 2	REL99	9262	1852.4	4.198	4.636
		9400	1880	4.152	4.649
		9538	1907.6	4.183	4.659
	HSDPA	9262	1852.4	4.165	4.657
		9400	1880	4.172	4.632
		9538	1907.6	4.188	4.647
	HSUPA	9262	1852.4		
		9400	1880		
		9538	1907.6		

UL VERIFICATION SERVICES INC. FORM NO: CCSUP4701I
47173 BENICIA STREET, FREMONT, CA 94538, USA TEL: (510) 771-1000 FAX: (510) 661-0888

This report shall not be reproduced except in full, without the written approval of UL Verification Services Inc.

LTE OCCUPIED BANDWIDTH RESULTS

Band	BW(MHz)	Mode	RB/RB Size	f (MHz)	99% BW (MHz)	-26dB BW (MHz)
LTE5	10	QPSK	50/0	829	8.974	9.813
			50/0	836.5	8.968	9.725
			50/0	844	8.954	9.797
		16QAM	50/0	829	8.975	9.629
			50/0	836.5	8.957	9.742
			50/0	844	8.987	9.793

Band	BW(MHz)	Mode	RB/RB Size	f (MHz)	99% BW (MHz)	-26dB BW (MHz)
LTE5	5	QPSK	25/0	826.5	4.506	4.902
			25/0	836.5	4.515	4.951
			25/0	846.5	4.500	4.971
		16QAM	25/0	826.5	4.496	4.965
			25/0	836.5	4.496	4.981
			25/0	846.5	4.513	4.980

Band	BW(MHz)	Mode	RB/RB Size	f (MHz)	99% BW (MHz)	-26dB BW (MHz)
LTE5	3	QPSK	15/0	825.5	2.670	2.977
			15/0	836.5	2.684	2.925
			15/0	847.5	2.678	2.930
		16QAM	15/0	825.5	2.684	2.958
			15/0	836.5	2.684	2.948
			15/0	847.5	2.677	2.973

UL VERIFICATION SERVICES INC. FORM NO: CCSUP4701I
47173 BENICIA STREET, FREMONT, CA 94538, USA TEL: (510) 771-1000 FAX: (510) 661-0888

This report shall not be reproduced except in full, without the written approval of UL Verification Services Inc.

Band	BW(MHz)	Mode	RB/RB Size	f (MHz)	99% BW (MHz)	-26dB BW (MHz)
LTE5	1.4	QPSK	6/0	824.7	1.085	1.271
			6/0	836.5	1.079	1.258
			6/0	848.3	1.086	1.271
		16QAM	6/0	824.7	1.081	1.274
			6/0	836.5	1.083	1.271
			6/0	848.3	1.084	1.299

UL VERIFICATION SERVICES INC. FORM NO: CCSUP4701I
47173 BENICIA STREET, FREMONT, CA 94538, USA TEL: (510) 771-1000 FAX: (510) 661-0888

This report shall not be reproduced except in full, without the written approval of UL Verification Services Inc.

10.1.2. OCCUPIED BANDWIDTH PLOTS

Band Band 2 HSDPA	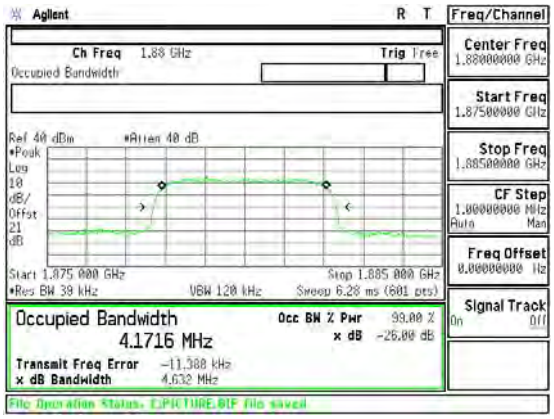 Band WCDMA B2 HSDPA OBW	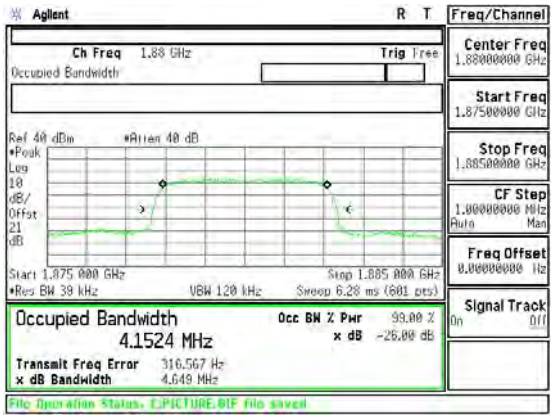 Band WCDMA B2 REL99 OBW

UL VERIFICATION SERVICES INC. FORM NO: CCSUP4701I
47173 BENICIA STREET, FREMONT, CA 94538, USA TEL: (510) 771-1000 FAX: (510) 661-0888

This report shall not be reproduced except in full, without the written approval of UL Verification Services Inc.

Band Band 5 HSDPA	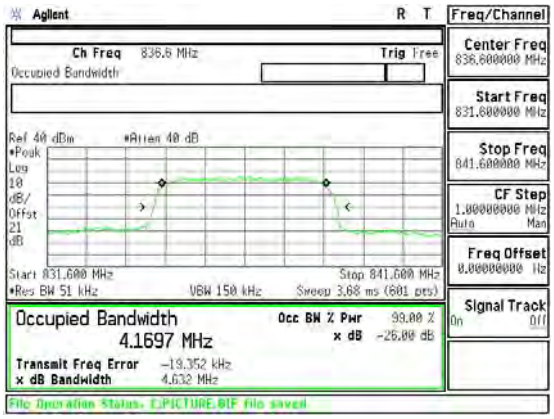 Band WCDMA B5 HSDPA OBW	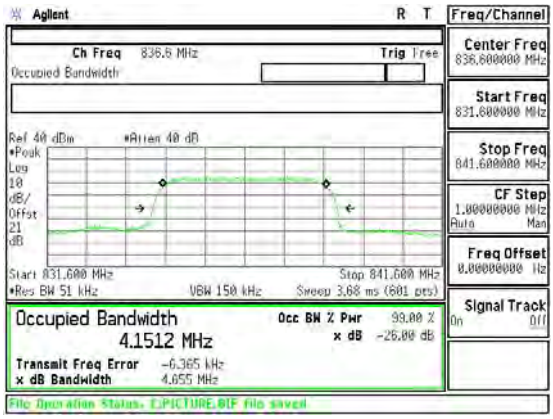 Band WCDMA B5 REL99 OBW

Band GSM1900 EGPRS	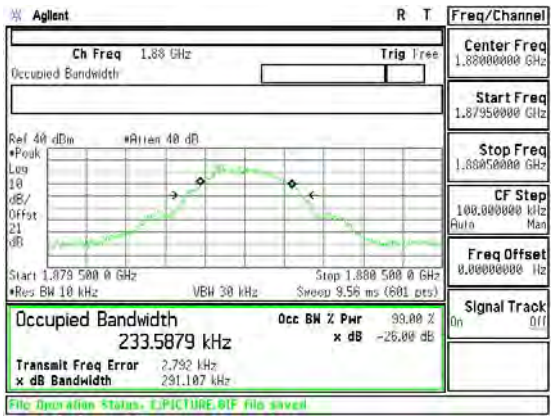 Band GSM1900 EGPRS OBW Mid channel	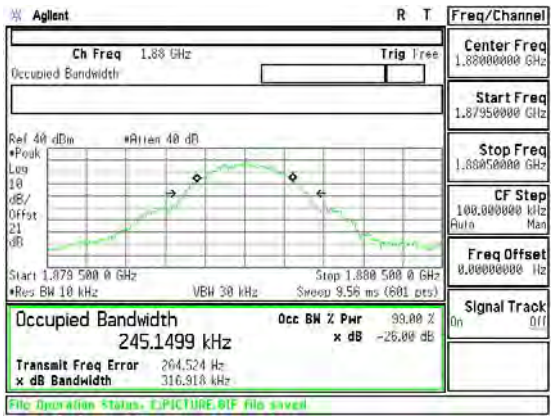 Band GSM1900 GPRS OBW Mid channel

This report shall not be reproduced except in full, without the written approval of UL Verification Services Inc.

Band GSM850 EGPRS	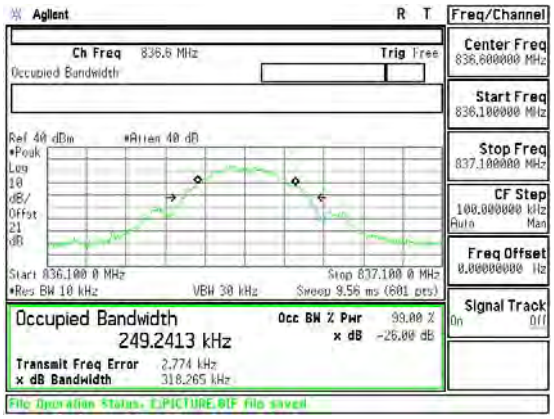 Band GSM850 EGPRS OBW Mid channel	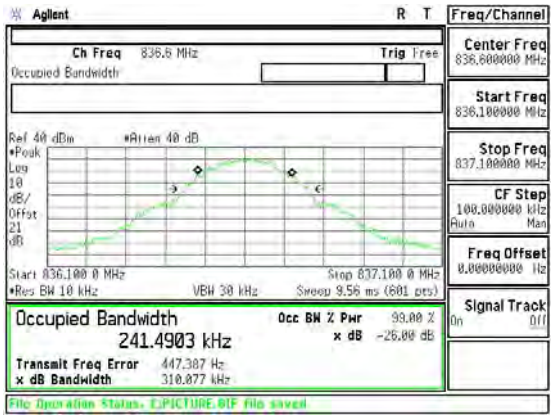 Band GSM850 GPRS OBW Mid channel
Band LTE5 10MHz	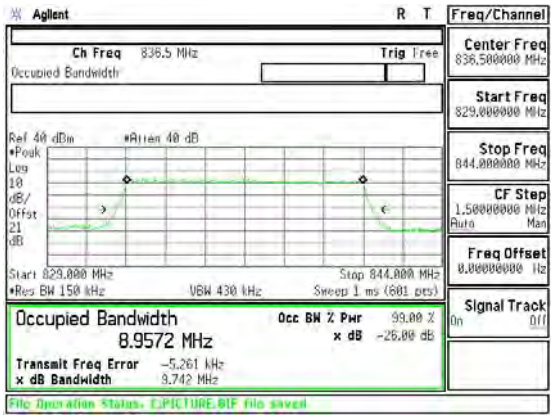 Band LTE5 10MHz OBW 16QAM Mid Channel FRB.gif	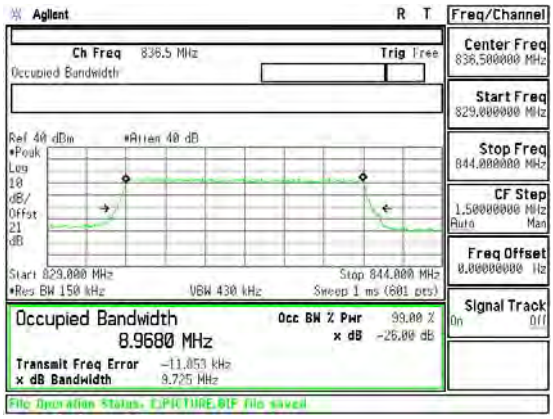 Band LTE5 10MHz OBW QPSK Mid Channel FRB.gif

UL VERIFICATION SERVICES INC. FORM NO: CCSUP4701I
47173 BENICIA STREET, FREMONT, CA 94538, USA TEL: (510) 771-1000 FAX: (510) 661-0888

This report shall not be reproduced except in full, without the written approval of UL Verification Services Inc.

Band LTE5 5MHz	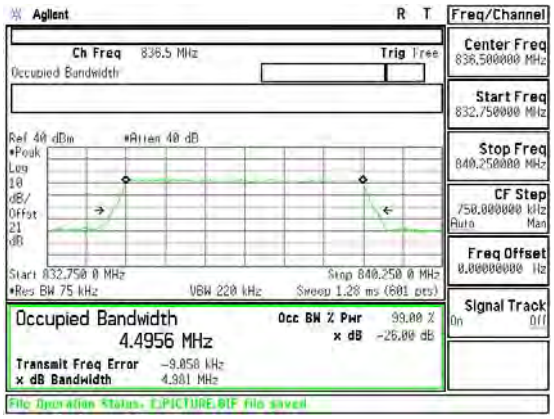 Band LTE5 5MHz OBW 16QAM Mid Channel FRB.gif	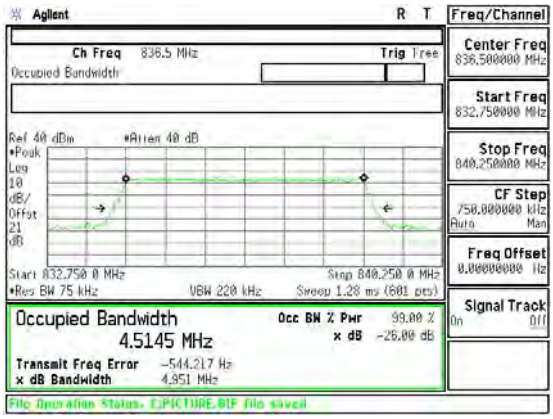 Band LTE5 5MHz OBW QPSK Mid Channel FRB.gif
Band LTE5 3MHz	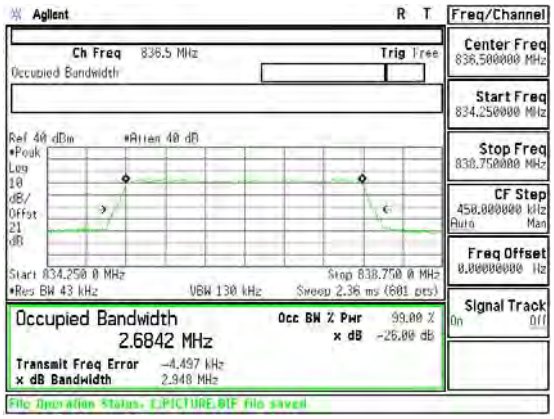 Band LTE5 3MHz OBW 16QAM Mid Channel FRB.gif	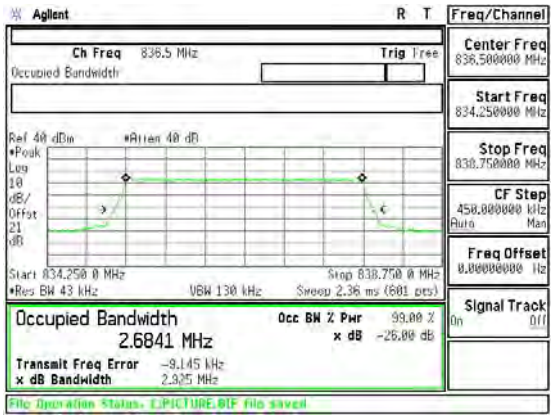 Band LTE5 3MHz OBW QPSK Mid Channel FRB.gif

UL VERIFICATION SERVICES INC. FORM NO: CCSUP4701I
47173 BENICIA STREET, FREMONT, CA 94538, USA TEL: (510) 771-1000 FAX: (510) 661-0888

This report shall not be reproduced except in full, without the written approval of UL Verification Services Inc.

Band LTE5 1.4MHz	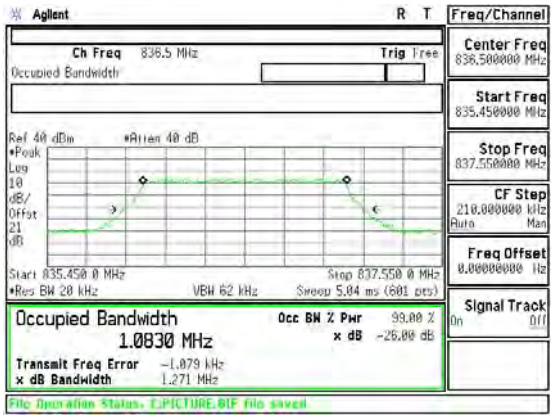 Band LTE5 1.4MHz OBW 16QAM Mid Channel FRB.gif	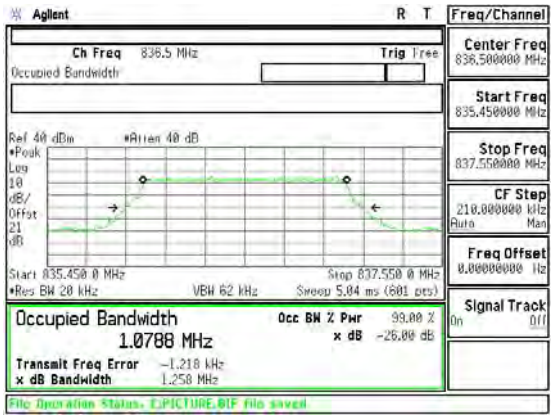 Band LTE5 1.4MHz OBW QPSK Mid Channel FRB.gif

UL VERIFICATION SERVICES INC. FORM NO: CCSUP4701I
47173 BENICIA STREET, FREMONT, CA 94538, USA TEL: (510) 771-1000 FAX: (510) 661-0888

This report shall not be reproduced except in full, without the written approval of UL Verification Services Inc.

10.2. BAND EDGE EMISSIONS

RULE PART(S)

FCC: §22.359, §24.238

LIMITS

The power of any emission outside of the authorized operating frequency ranges must be attenuated below the transmitting power (P) by a factor of at least 43 + 10 log (P) dB.

TEST PROCEDURE

Per KDB 971168 D01 Power Meas License Digital Systems v02r01
The transmitter output was connected to an Agilent 8960 or a CMW500 Test Set and configured to operate at maximum power. The band edge emissions were measured at the required operating frequencies in each band on the Spectrum Analyzer.

MODES TESTED

RESULTS

UL VERIFICATION SERVICES INC. FORM NO: CCSUP4701I
47173 BENICIA STREET, FREMONT, CA 94538, USA TEL: (510) 771-1000 FAX: (510) 661-0888

This report shall not be reproduced except in full, without the written approval of UL Verification Services Inc.

10.2.1. BAND EDGE PLOTS

Band Band 2 WCDMA	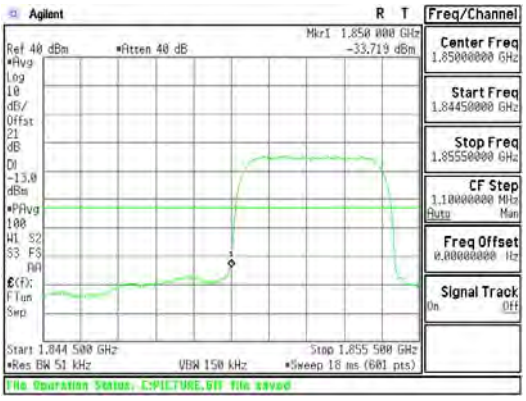 Band WCDMA B2 HSDPA CBE	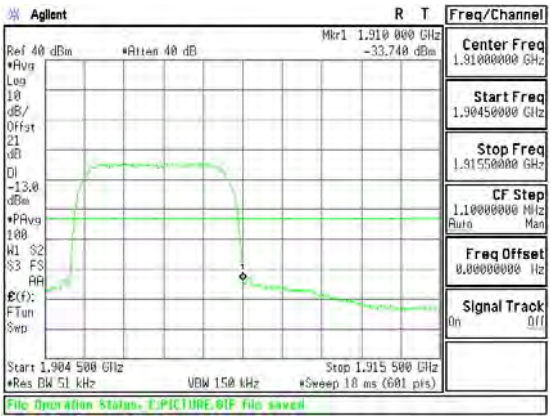 Band WCDMA B2 HSDPA CBE
Band Band 2 WCDMA	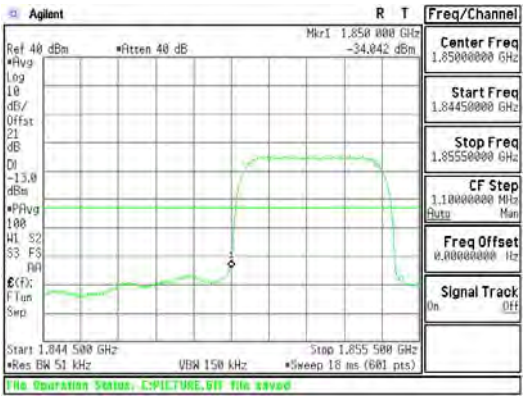 Band WCDMA B2 REL99 CBE	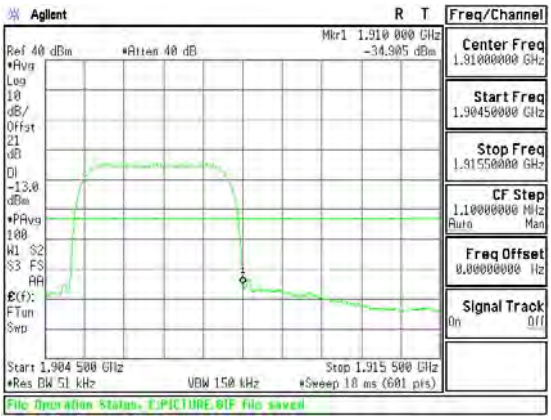 Band WCDMA B2 REL99 CBE

UL VERIFICATION SERVICES INC. FORM NO: CCSUP4701I
47173 BENICIA STREET, FREMONT, CA 94538, USA TEL: (510) 771-1000 FAX: (510) 661-0888

This report shall not be reproduced except in full, without the written approval of UL Verification Services Inc.

Band Band 5 HSDPA	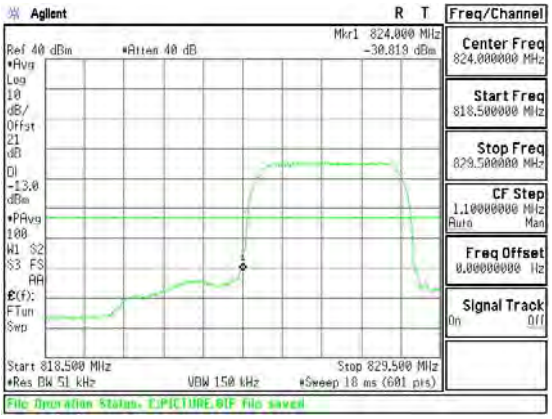 Band WCDMA B5 HSDPA CBE	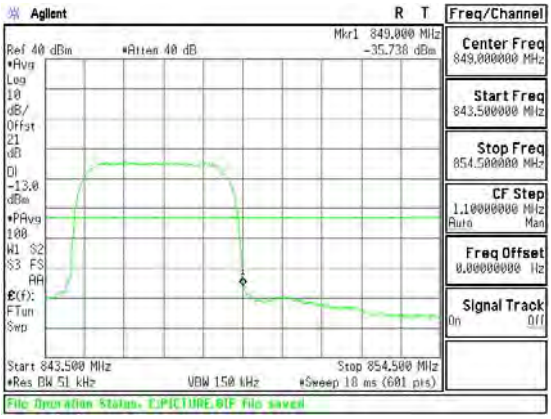 Band WCDMA B5 HSDPA CBE
Band Band 5 REL99	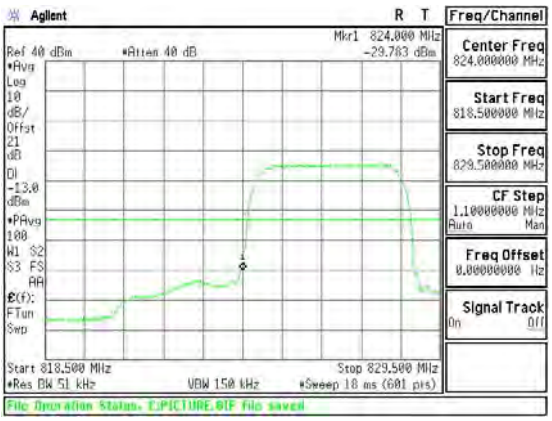 Band WCDMA B5 REL99 CBE	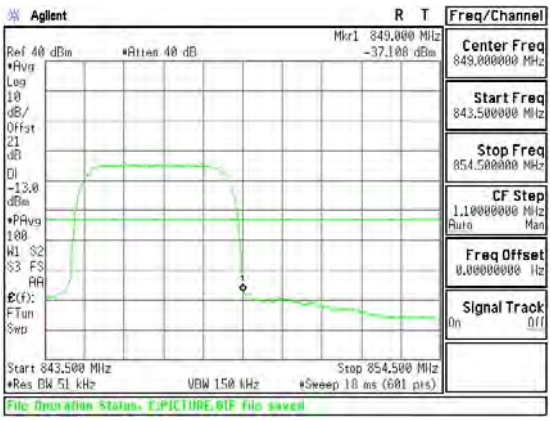 Band WCDMA B5 REL99 CBE

UL VERIFICATION SERVICES INC. FORM NO: CCSUP4701I
47173 BENICIA STREET, FREMONT, CA 94538, USA TEL: (510) 771-1000 FAX: (510) 661-0888

This report shall not be reproduced except in full, without the written approval of UL Verification Services Inc.

Band GSM1900 EGPRS	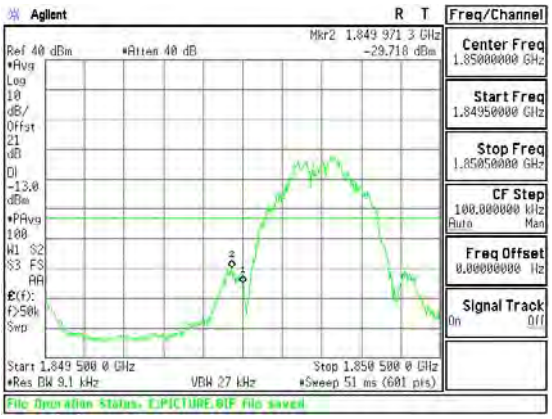 Band GSM1900 EGPRS CBE Low channel	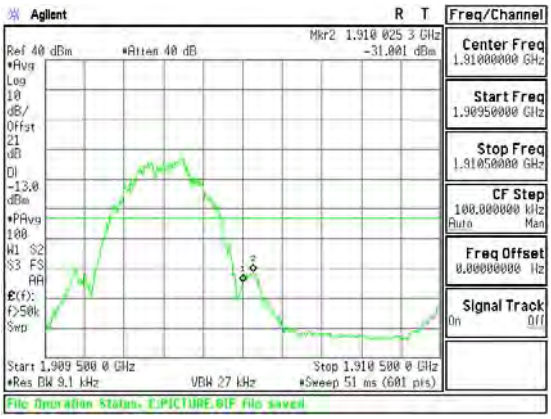 Band GSM1900 EGPRS CBE High channel
Band GSM1900 GPRS	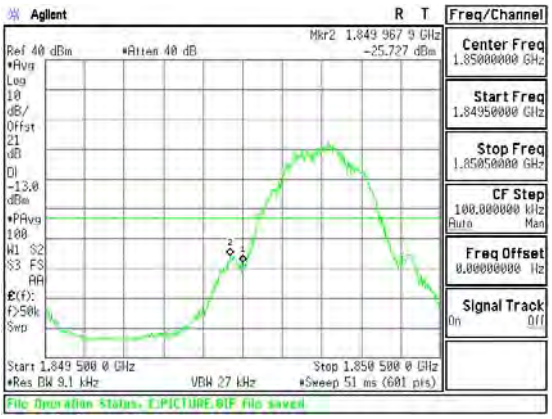 Band GSM1900 GPRS CBE Low channel	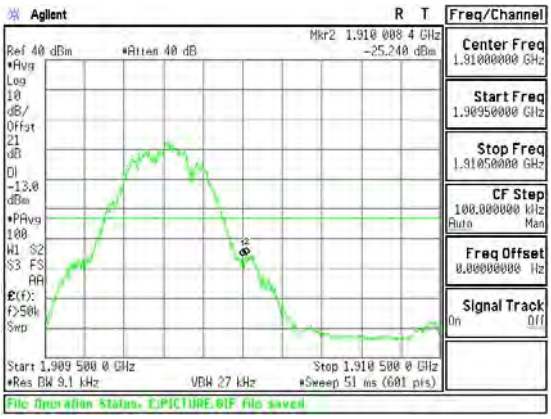 Band GSM1900 GPRS CBE High channel

UL VERIFICATION SERVICES INC. FORM NO: CCSUP4701I
47173 BENICIA STREET, FREMONT, CA 94538, USA TEL: (510) 771-1000 FAX: (510) 661-0888

This report shall not be reproduced except in full, without the written approval of UL Verification Services Inc.

Band GSM850 EGPRS	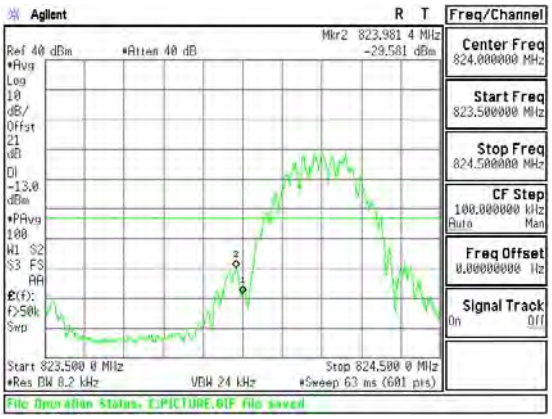 Band GSM850 EGPRS CBE Low channel	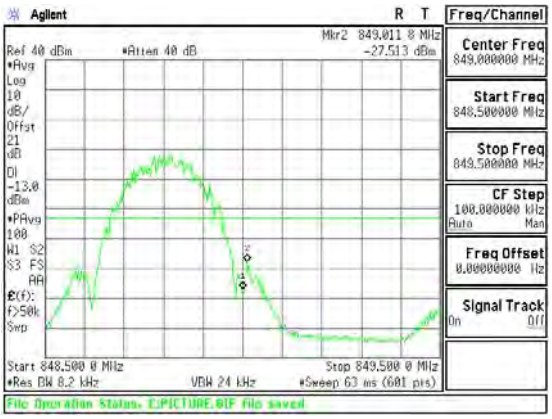 Band GSM850 EGPRS CBE High channel
Band GSM850 GPRS	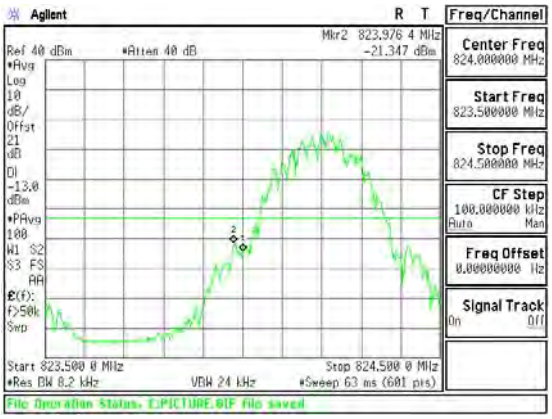 Band GSM850 GPRS CBE Low channel	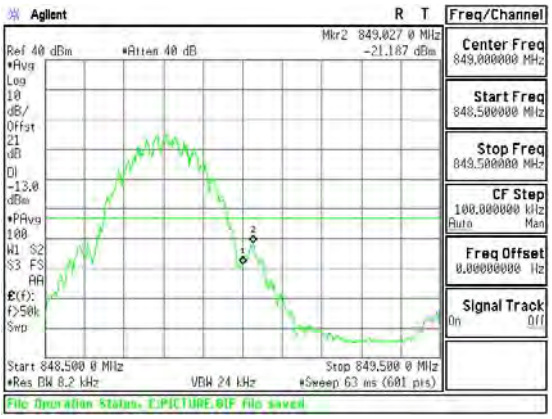 Band GSM850 GPRS CBE High channel

UL VERIFICATION SERVICES INC. FORM NO: CCSUP4701I
47173 BENICIA STREET, FREMONT, CA 94538, USA TEL: (510) 771-1000 FAX: (510) 661-0888

This report shall not be reproduced except in full, without the written approval of UL Verification Services Inc.

Band LTE5 10MHz 16QAM	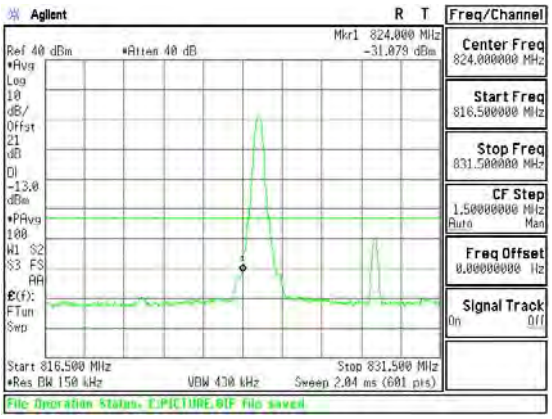 Band LTE5 10MHz CBE 16QAM Low Channel 1RB.gif	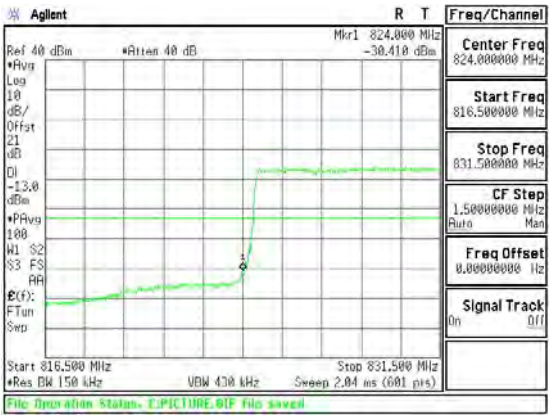 Band LTE5 10MHz CBE 16QAM Low Channel FRB.gif
Band LTE5 10MHz 16QAM	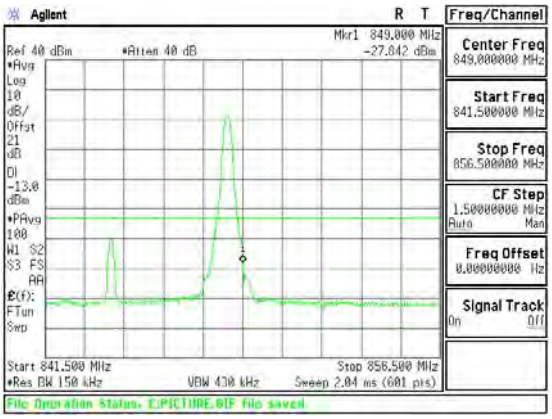 Band LTE5 10MHz CBE 16QAM High Channel 1RB.gif	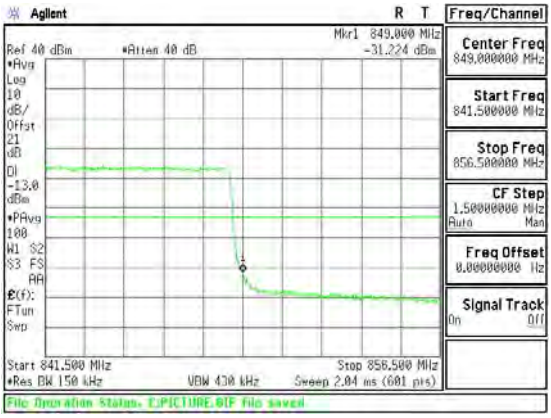 Band LTE5 10MHz CBE 16QAM High Channel FRB.gif

UL VERIFICATION SERVICES INC. FORM NO: CCSUP4701I
47173 BENICIA STREET, FREMONT, CA 94538, USA TEL: (510) 771-1000 FAX: (510) 661-0888

This report shall not be reproduced except in full, without the written approval of UL Verification Services Inc.

Band LTE5 10MHz QPSK	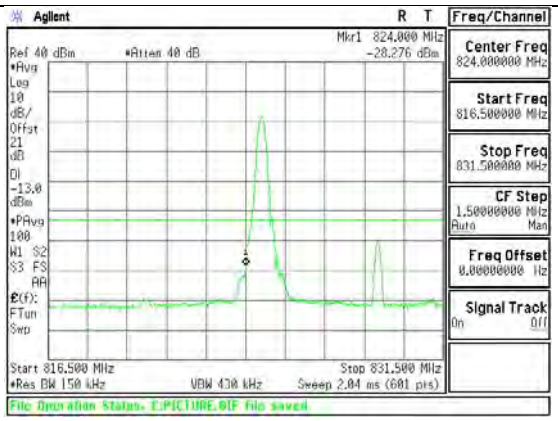 Band LTE5 10MHz CBE QPSK Low Channel 1RB.gif	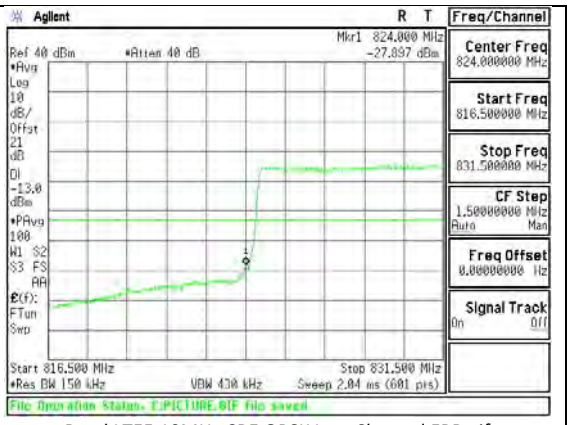 Band LTE5 10MHz CBE QPSK Low Channel FRB.gif
Band LTE5 10MHz QPSK	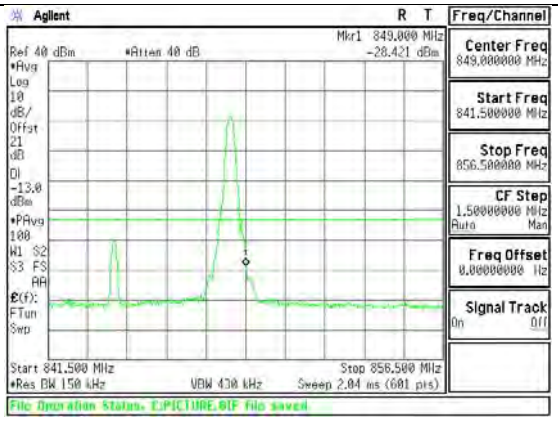 Band LTE5 10MHz CBE QPSK High Channel 1RB.gif	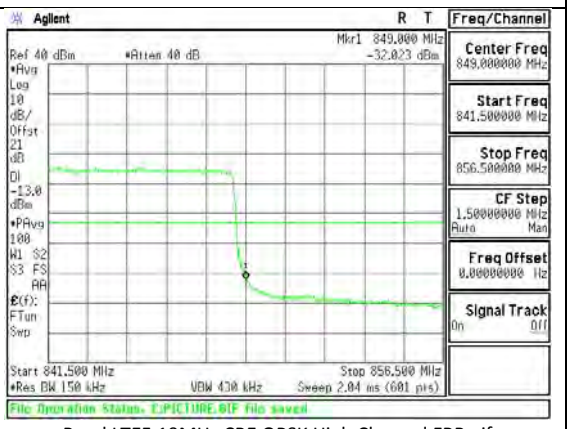 Band LTE5 10MHz CBE QPSK High Channel FRB.gif

UL VERIFICATION SERVICES INC. FORM NO: CCSUP4701I
47173 BENICIA STREET, FREMONT, CA 94538, USA TEL: (510) 771-1000 FAX: (510) 661-0888

This report shall not be reproduced except in full, without the written approval of UL Verification Services Inc.

Band LTE5 5MHz 16QAM	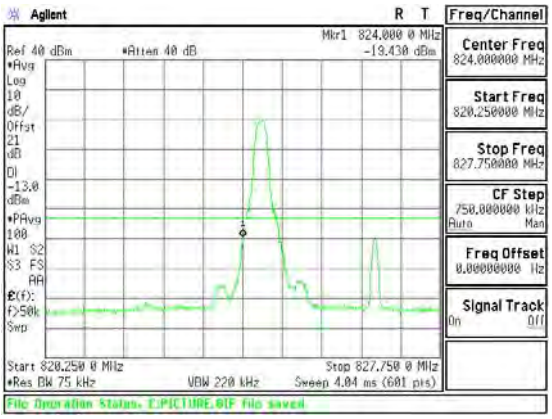 Band LTE5 5MHz CBE 16QAM Low Channel 1RB.gif	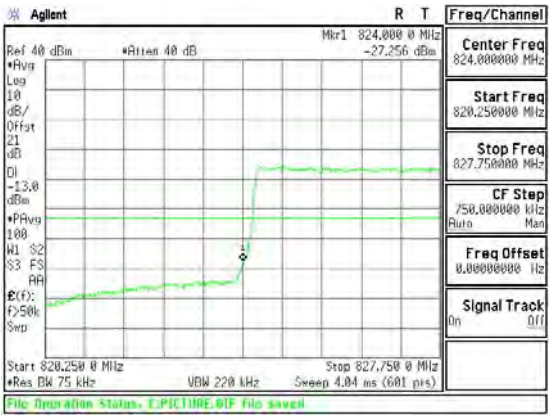 Band LTE5 5MHz CBE 16QAM Low Channel FRB.gif
Band LTE5 5MHz 16QAM	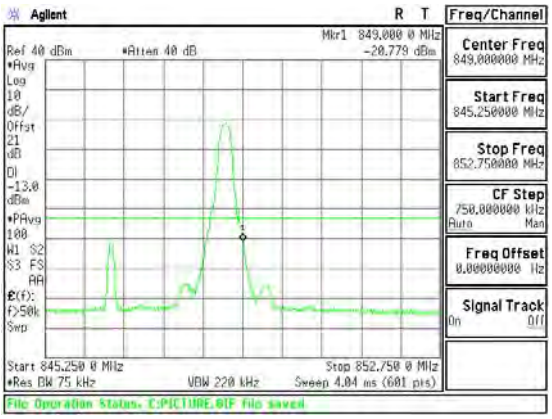 Band LTE5 5MHz CBE 16QAM High Channel 1RB.gif	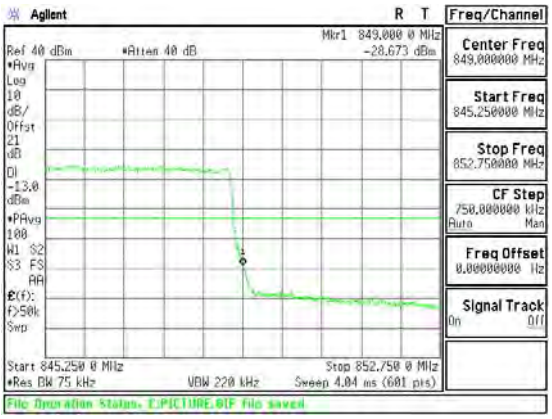 Band LTE5 5MHz CBE 16QAM High Channel FRB.gif

UL VERIFICATION SERVICES INC. FORM NO: CCSUP4701I
47173 BENICIA STREET, FREMONT, CA 94538, USA TEL: (510) 771-1000 FAX: (510) 661-0888

This report shall not be reproduced except in full, without the written approval of UL Verification Services Inc.

Band LTE5 5MHz QPSK	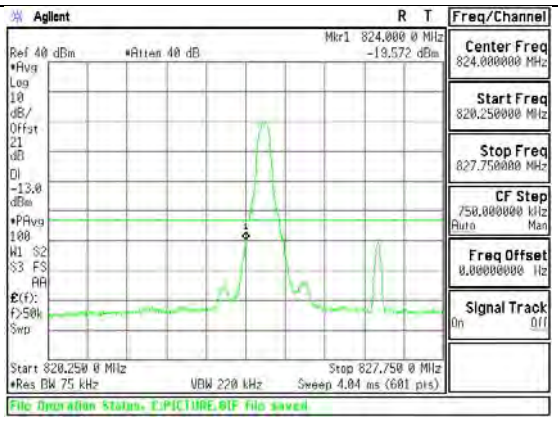 Band LTE5 5MHz CBE QPSK Low Channel 1RB.gif	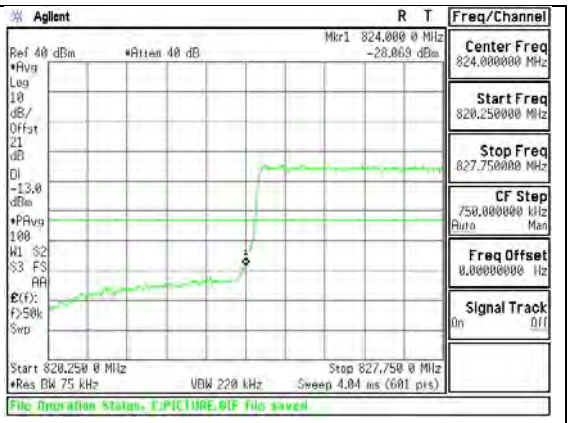 Band LTE5 5MHz CBE QPSK Low Channel FRB.gif
Band LTE5 5MHz QPSK	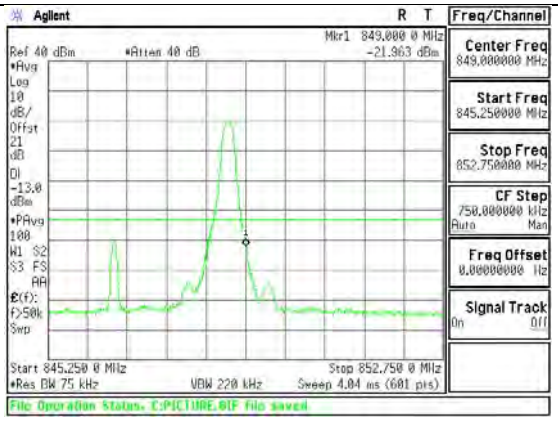 Band LTE5 5MHz CBE QPSK High Channel 1RB.gif	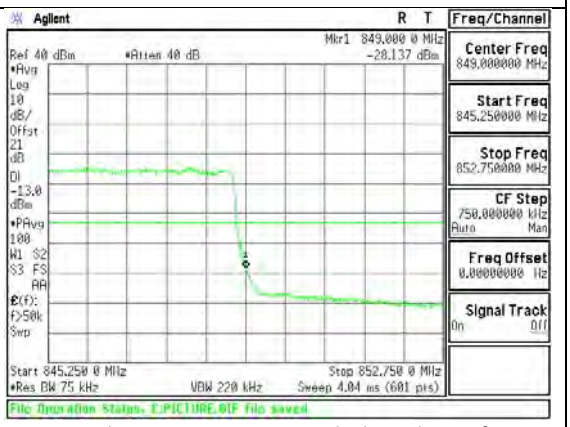 Band LTE5 5MHz CBE QPSK High Channel FRB.gif

UL VERIFICATION SERVICES INC. FORM NO: CCSUP4701I
47173 BENICIA STREET, FREMONT, CA 94538, USA TEL: (510) 771-1000 FAX: (510) 661-0888

This report shall not be reproduced except in full, without the written approval of UL Verification Services Inc.

Band LTE5 3MHz 16QAM	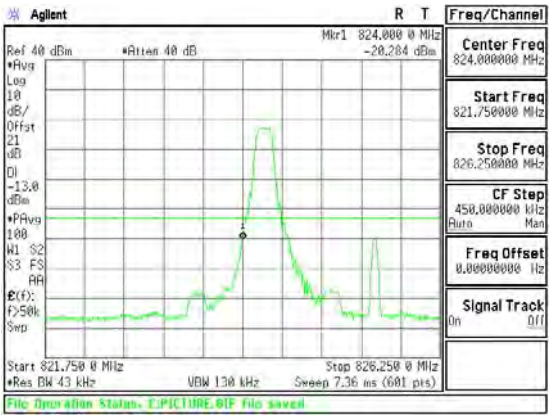 Band LTE5 3MHz CBE 16QAM Low Channel 1RB.gif	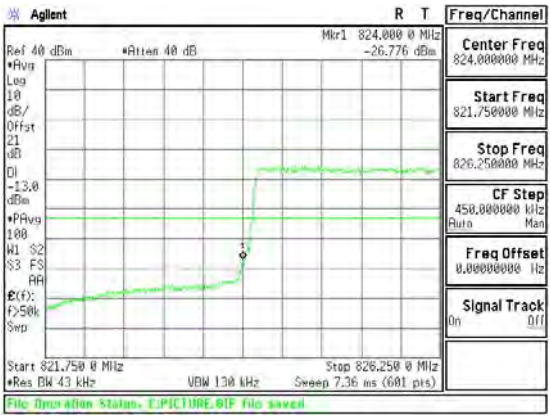 Band LTE5 3MHz CBE 16QAM Low Channel FRB.gif
Band LTE5 3MHz 16QAM	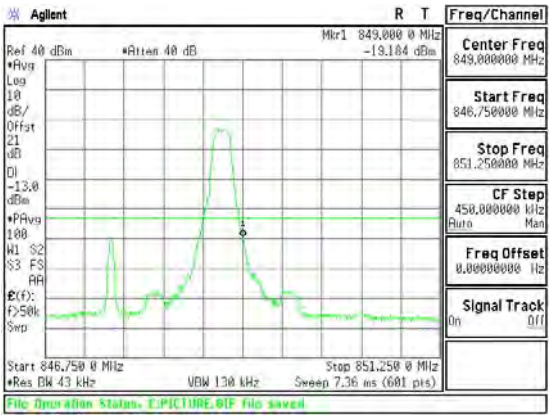 Band LTE5 3MHz CBE 16QAM High Channel 1RB.gif	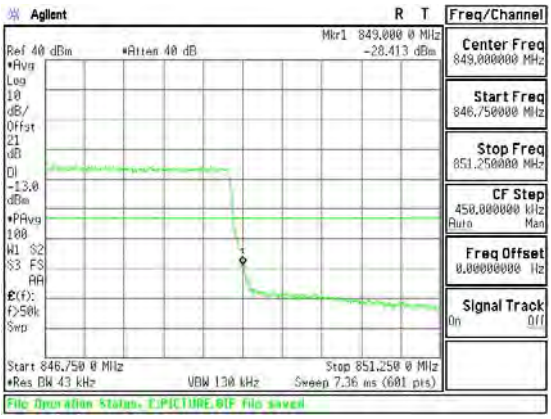 Band LTE5 3MHz CBE 16QAM High Channel FRB.gif

UL VERIFICATION SERVICES INC. FORM NO: CCSUP4701I
47173 BENICIA STREET, FREMONT, CA 94538, USA TEL: (510) 771-1000 FAX: (510) 661-0888

This report shall not be reproduced except in full, without the written approval of UL Verification Services Inc.

Band LTE5 3MHz QPSK	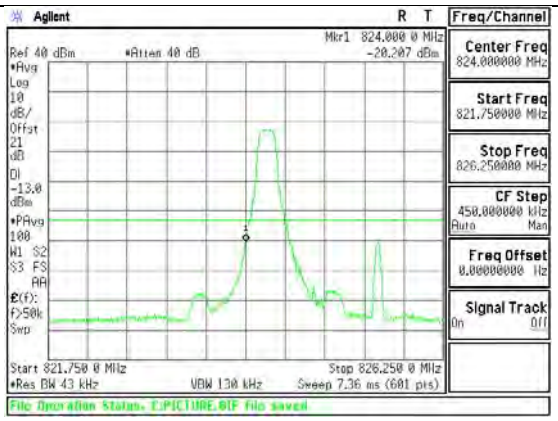 Band LTE5 3MHz CBE QPSK Low Channel 1RB.gif	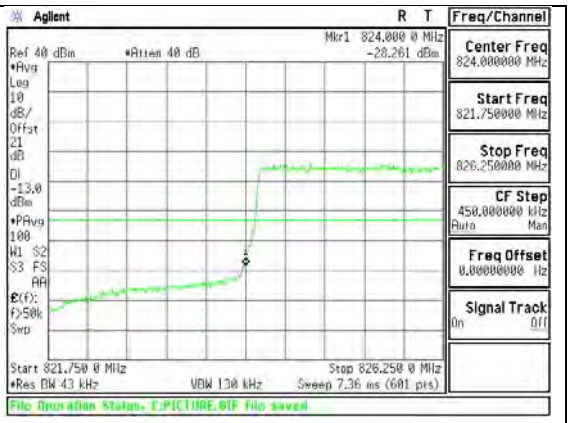 Band LTE5 3MHz CBE QPSK Low Channel FRB.gif
Band LTE5 3MHz QPSK	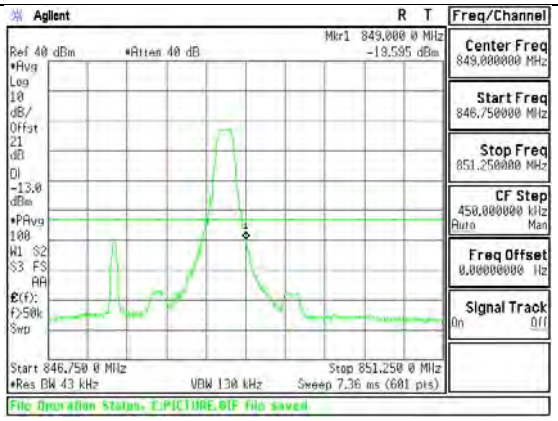 Band LTE5 3MHz CBE QPSK High Channel 1RB.gif	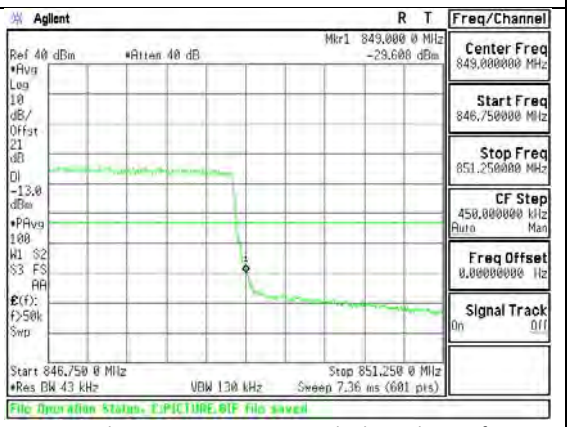 Band LTE5 3MHz CBE QPSK High Channel FRB.gif

UL VERIFICATION SERVICES INC. FORM NO: CCSUP4701I
47173 BENICIA STREET, FREMONT, CA 94538, USA TEL: (510) 771-1000 FAX: (510) 661-0888

This report shall not be reproduced except in full, without the written approval of UL Verification Services Inc.

Band LTE5 1.4MHz 16QAM	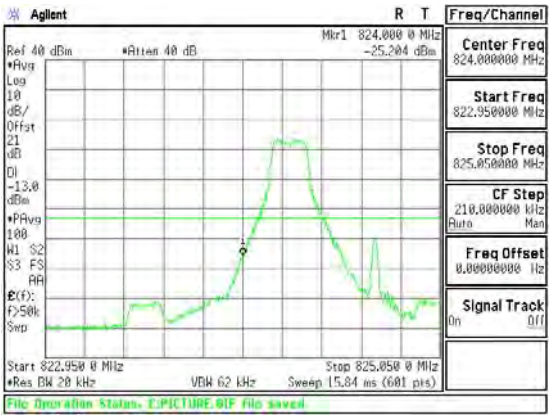 Band LTE5 1.4MHz CBE 16QAM Low Channel 1RB.gif	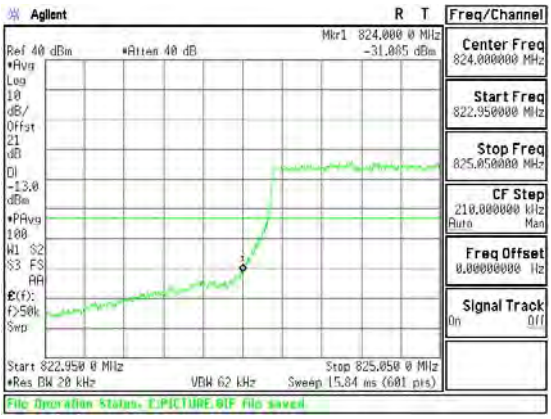 Band LTE5 1.4MHz CBE 16QAM Low Channel FRB.gif
Band LTE5 1.4MHz 16QAM	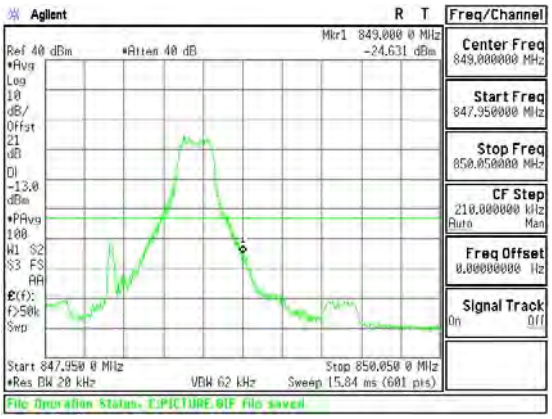 Band LTE5 1.4MHz CBE 16QAM High Channel 1RB.gif	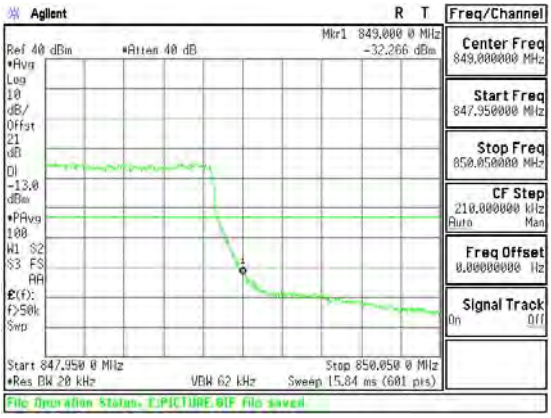 Band LTE5 1.4MHz CBE 16QAM High Channel FRB.gif

UL VERIFICATION SERVICES INC. FORM NO: CCSUP4701I
47173 BENICIA STREET, FREMONT, CA 94538, USA TEL: (510) 771-1000 FAX: (510) 661-0888

This report shall not be reproduced except in full, without the written approval of UL Verification Services Inc.

Band LTE5 1.4MHz QPSK	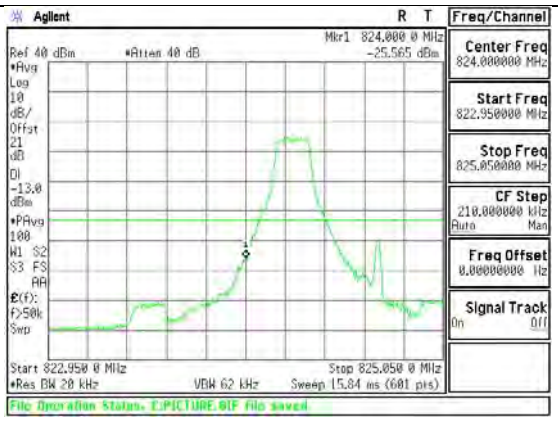 Band LTE5 1.4MHz CBE QPSK Low Channel 1RB.gif	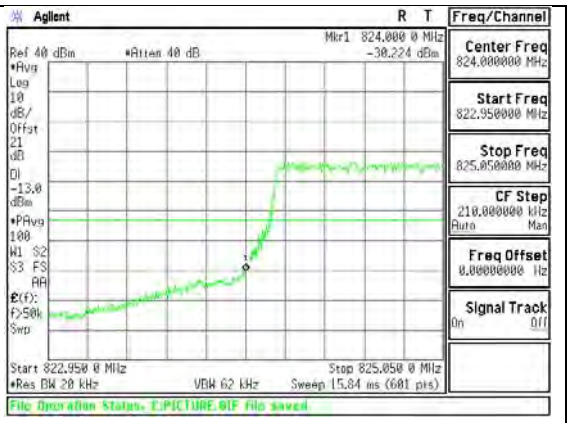 Band LTE5 1.4MHz CBE QPSK Low Channel FRB.gif
Band LTE5 1.4MHz QPSK	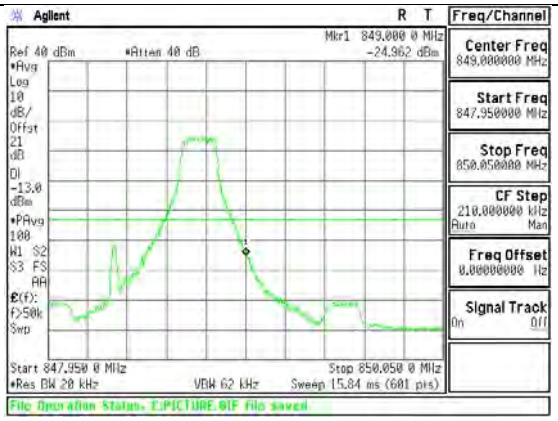 Band LTE5 1.4MHz CBE QPSK High Channel 1RB.gif	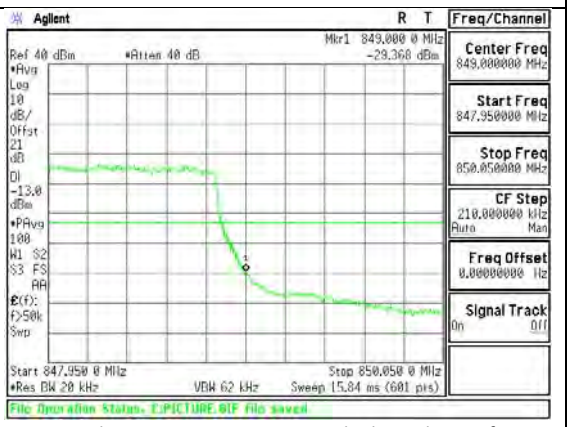 Band LTE5 1.4MHz CBE QPSK High Channel FRB.gif

UL VERIFICATION SERVICES INC. FORM NO: CCSUP4701I
47173 BENICIA STREET, FREMONT, CA 94538, USA TEL: (510) 771-1000 FAX: (510) 661-0888

This report shall not be reproduced except in full, without the written approval of UL Verification Services Inc.

10.3. OUT OF BAND EMISSIONS

RULE PART(S)

FCC: §2.1051, §22.901, §22.917, §24.238,

LIMITS

The power of any emission outside of the authorized operating frequency ranges must be attenuated below the transmitting power (P) by a factor of at least 43 + 10 log (P) dB.

TEST PROCEDURE

Per KDB 971168 D01 Power Meas License Digital Systems v02r01

The RF output of the transmitter was connected to a spectrum analyzer through a calibrated coaxial cable. Sufficient scans were taken to show the out-of-band Emissions, if any, up to 10th harmonic. Multiple sweeps were recorded in maximum hold mode using a peak detector to ensure that the worst-case emissions were caught.

RESULTS

UL VERIFICATION SERVICES INC. FORM NO: CCSUP4701I
47173 BENICIA STREET, FREMONT, CA 94538, USA TEL: (510) 771-1000 FAX: (510) 661-0888

This report shall not be reproduced except in full, without the written approval of UL Verification Services Inc.

10.3.1. OUT OF BAND EMISSIONS RESULT

Band	Mode	f (MHz)	Spur (dBm)	Spec (dBm)	Delta (dB)
GSM850	GPRS	824.2	-15.20	-13	-2.20
		836.6	-15.65	-13	-2.65
		848.8	-14.96	-13	-1.96
	EGPRS	824.2	-15.69	-13	-2.69
		836.6	-15.13	-13	-2.13
		848.8	-14.87	-13	-1.87
GSM1900	GPRS	1850.2	-15.76	-13	-2.76
		1880	-15.07	-13	-2.07
		1909.8	-15.79	-13	-2.79
	EGPRS	1850.2	-15.81	-13	-2.81
		1880	-15.39	-13	-2.39
		1909.8	-14.85	-13	-1.85

Band	Mode	f (MHz)	Spur (dBm)	Spec (dBm)	Delta (dB)
Band 5	REL99	826.4	-15.02	-13	-2.02
		836.6	-15.76	-13	-2.76
		846.6	-15.47	-13	-2.47
	HSDPA	826.4	-15.54	-13	-2.54
		836.6	-14.70	-13	-1.70
		846.6	-15.52	-13	-2.52
Band 2	REL99	1852.4	-15.01	-13	-2.01
		1880	-15.45	-13	-2.45
		1907.6	-15.34	-13	-2.34
	HSDPA	1852.4	-15.48	-13	-2.48
		1880	-15.44	-13	-2.44
		1907.6	-15.16	-13	-2.16

UL VERIFICATION SERVICES INC. FORM NO: CCSUP4701I
47173 BENICIA STREET, FREMONT, CA 94538, USA TEL: (510) 771-1000 FAX: (510) 661-0888

This report shall not be reproduced except in full, without the written approval of UL Verification Services Inc.

Band	BW (MHz)	Mode	f (MHz)	Spur (dBm)	Spec (dBm)	Delta (dB)
LTE5	10	QPSK	829	-24.99	-13	-11.99
			836.5	-24.70	-13	-11.70
			844	-24.25	-13	-11.25
		16QAM	829	-25.00	-13	-12.0
			836.5	-24.76	-13	-11.76
			844	-25.16	-13	-12.16

Band	BW (MHz)	Mode	f (MHz)	Spur (dBm)	Spec (dBm)	Delta (dB)
LTE5	5	QPSK	826.5	-24.74	-13	-11.74
			836.5	-24.91	-13	-11.91
			846.5	-24.75	-13	-11.75
		16QAM	826.5	-24.74	-13	-11.74
			836.5	-24.59	-13	-11.59
			846.5	-24.72	-13	-11.72

Band	BW (MHz)	Mode	f (MHz)	Spur (dBm)	Spec (dBm)	Delta (dB)
LTE5	3	QPSK	825.5	-25.12	-13	-12.12
			836.5	-24.76	-13	-11.76
			847.5	-24.30	-13	-11.30
		16QAM	825.5	-25.43	-13	-12.43
			836.5	-25.10	-13	-12.10
			847.5	-23.87	-13	-10.87

UL VERIFICATION SERVICES INC. FORM NO: CCSUP4701I
47173 BENICIA STREET, FREMONT, CA 94538, USA TEL: (510) 771-1000 FAX: (510) 661-0888

This report shall not be reproduced except in full, without the written approval of UL Verification Services Inc.

Band	BW (MHz)	Mode	f (MHz)	Spur (dBm)	Spec (dBm)	Delta (dB)
LTE5	1.4	QPSK	824.7	-24.35	-13	-11.35
			836.5	-24.96	-13	-11.96
			848.3	-23.83	-13	-10.83
		16QAM	824.7	-25.24	-13	-12.24
			836.5	-24.27	-13	-11.27
			848.3	-24.71	-13	-11.71

UL VERIFICATION SERVICES INC. FORM NO: CCSUP4701I
47173 BENICIA STREET, FREMONT, CA 94538, USA TEL: (510) 771-1000 FAX: (510) 661-0888

This report shall not be reproduced except in full, without the written approval of UL Verification Services Inc.

10.3.2. OUT OF BAND EMISSIONS PLOTS

Band Band 2	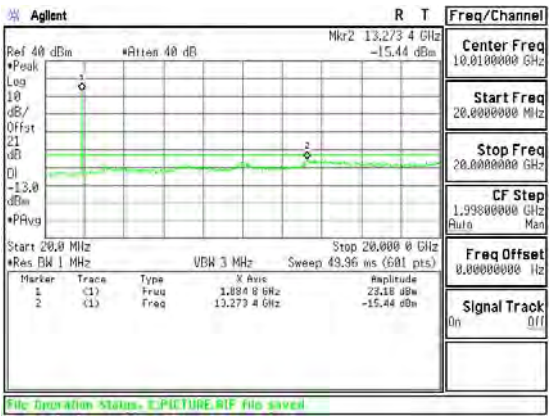 Band WCDMA B2 HSDPA CSE	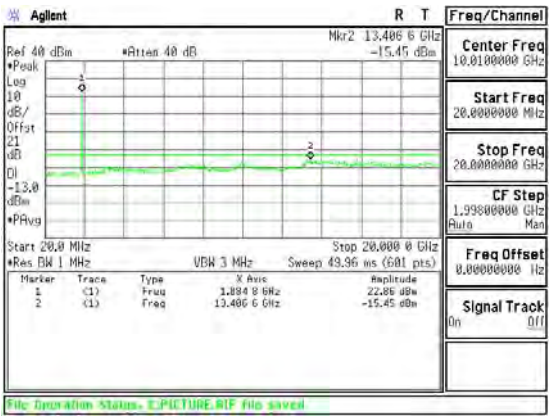 Band WCDMA B2 REL99 CSE

UL VERIFICATION SERVICES INC. FORM NO: CCSUP4701I
47173 BENICIA STREET, FREMONT, CA 94538, USA TEL: (510) 771-1000 FAX: (510) 661-0888

This report shall not be reproduced except in full, without the written approval of UL Verification Services Inc.

Band Band 5	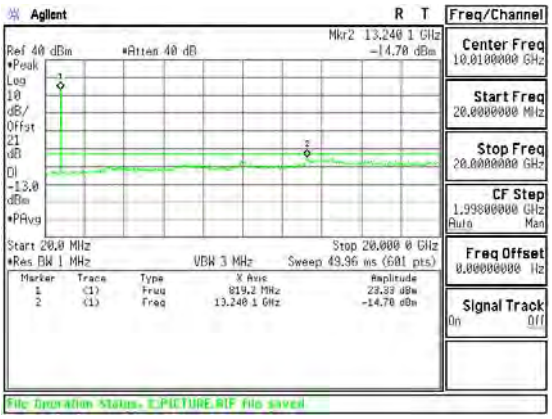 Band WCDMA B5 HSDPA CSE	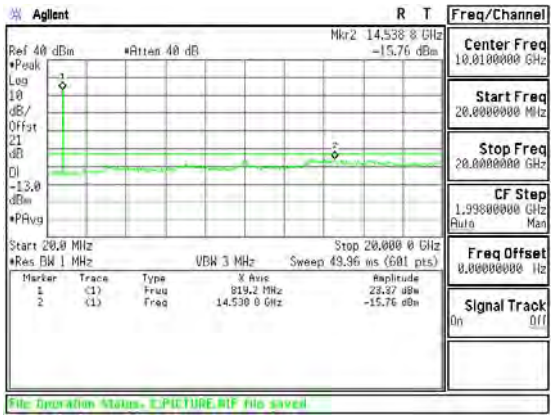 Band WCDMA B5 REL99 CSE

Band GSM1900	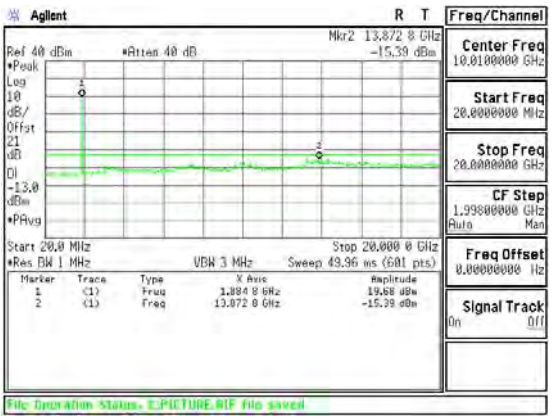 Band GSM1900 EGPRS CSE Mid channel	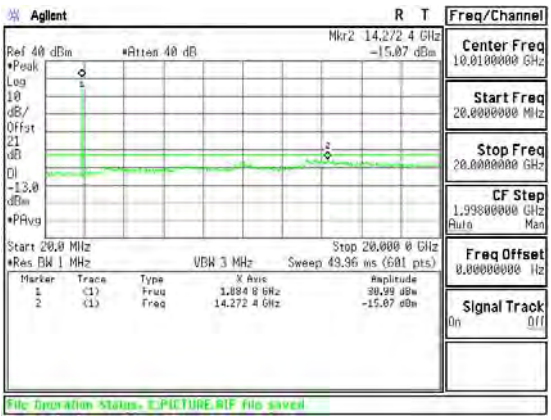 Band GSM1900 GPRS CSE Mid channel

UL VERIFICATION SERVICES INC. FORM NO: CCSUP4701I
47173 BENICIA STREET, FREMONT, CA 94538, USA TEL: (510) 771-1000 FAX: (510) 661-0888

This report shall not be reproduced except in full, without the written approval of UL Verification Services Inc.

Band GSM850	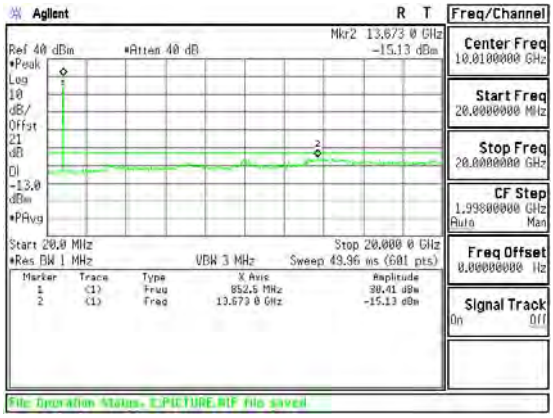 Band GSM850 EGPRS CSE Mid channel	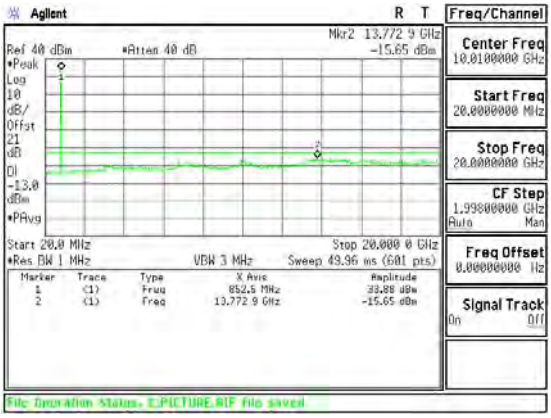 Band GSM850 GPRS CSE Mid channel
Band LTE5 10MHz 16QAM	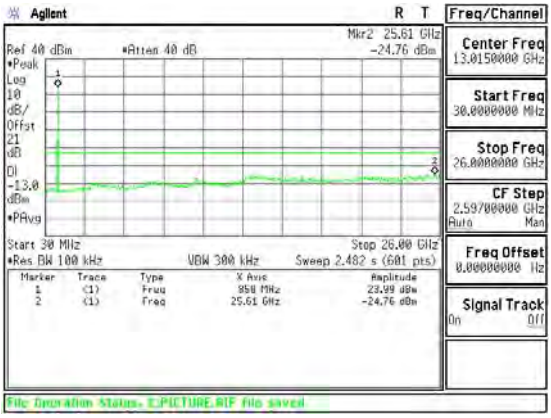 Band LTE5 10MHz CSE 16QAM Mid channel	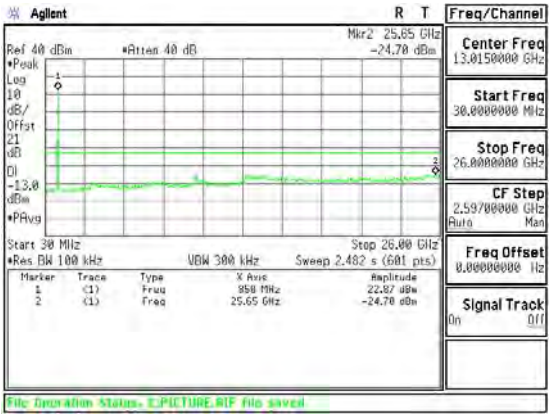 Band LTE5 10MHz CSE QPSK Mid channel

UL VERIFICATION SERVICES INC. FORM NO: CCSUP4701I
47173 BENICIA STREET, FREMONT, CA 94538, USA TEL: (510) 771-1000 FAX: (510) 661-0888

This report shall not be reproduced except in full, without the written approval of UL Verification Services Inc.

Band LTE5 5MHz 16QAM	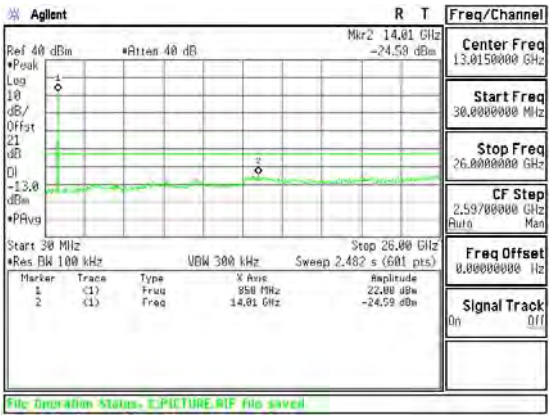 Band LTE5 5MHz CSE 16QAM Mid channel	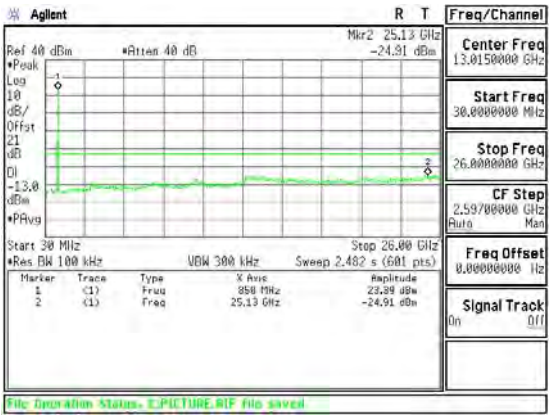 Band LTE5 5MHz CSE QPSK Mid channel
Band LTE5 3MHz 16QAM	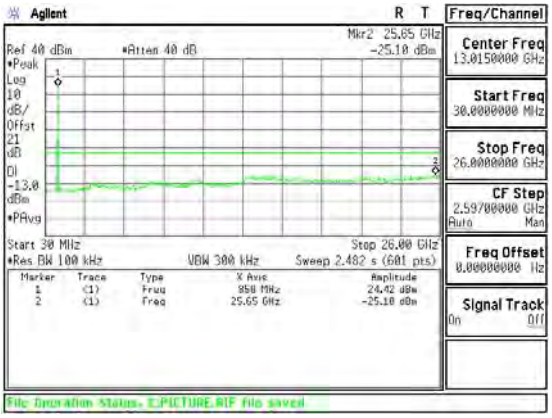 Band LTE5 3MHz CSE 16QAM Mid channel	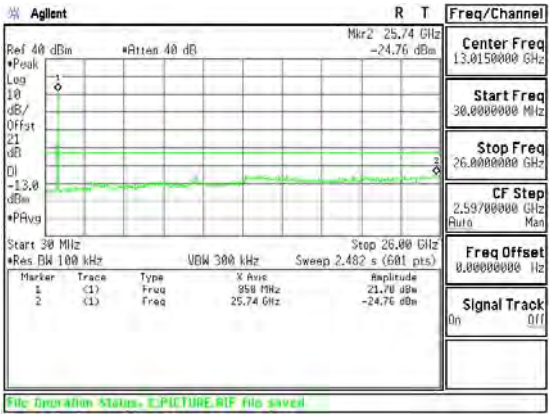 Band LTE5 3MHz CSE QPSK Mid channel

UL VERIFICATION SERVICES INC. FORM NO: CCSUP4701I
47173 BENICIA STREET, FREMONT, CA 94538, USA TEL: (510) 771-1000 FAX: (510) 661-0888

This report shall not be reproduced except in full, without the written approval of UL Verification Services Inc.

Band LTE5 1.4MHz 16QAM	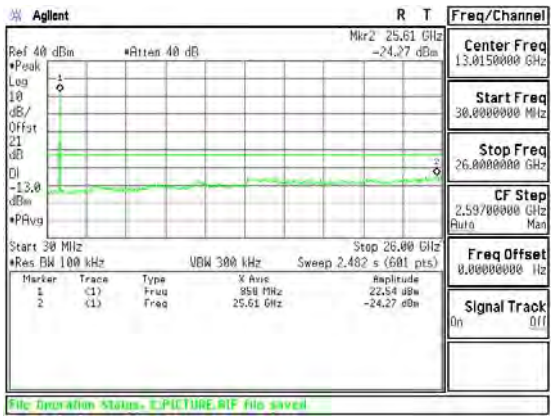 Band LTE5 1.4MHz CSE 16QAM Mid channel	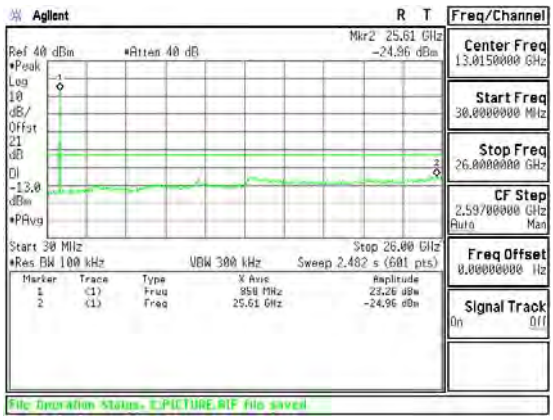 Band LTE5 1.4MHz CSE QPSK Mid channel

UL VERIFICATION SERVICES INC. FORM NO: CCSUP4701I
47173 BENICIA STREET, FREMONT, CA 94538, USA TEL: (510) 771-1000 FAX: (510) 661-0888

This report shall not be reproduced except in full, without the written approval of UL Verification Services Inc.

10.4. FREQUENCY STABILITY

RULE PART(S)

FCC: §2.1055, §22.355, §24.235

LIMITS

§22.355 - The carrier frequency shall not depart from the reference frequency in excess of ±2.5 ppm for mobile stations.

§24.235 - The frequency stability shall be sufficient to ensure that the fundamental emission stays within the authorized frequency block.

TEST PROCEDURE

Per KDB 971168 D01 Power Meas License Digital Systems v02r01

RESULTS

See the following pages.

UL VERIFICATION SERVICES INC. FORM NO: CCSUP4701I
47173 BENICIA STREET, FREMONT, CA 94538, USA TEL: (510) 771-1000 FAX: (510) 661-0888

This report shall not be reproduced except in full, without the written approval of UL Verification Services Inc.

10.4.1. FREQUENCY STABILITY RESULTS

GPRS 1900, Channel 661 - 1880MHz

Reference Frequency: PCS Mid Channel		1880	MHz @ 20°C	
Limit: to stay +- 2.5 ppm =		4700.000	Hz	
Power Supply (Vdc)	**Environment Temperature (°C)**	**Frequency Deviation Measureed with Time Elapse**		
		(MHz)	**Delta (ppm)**	**Limit (ppm)**
3.80	50	1880.000021	-0.003	2.5
3.80	40	1880.000024	-0.005	2.5
3.80	30	1880.000022	-0.004	2.5
3.80	***20***	**1880.000015**	**0**	***2.5***
3.80	10	1880.000032	-0.009	2.5
3.80	0	1880.000034	-0.010	2.5
3.80	-10	1880.000028	-0.007	2.5
3.80	-20	1880.000037	-0.012	2.5
3.80	-30	1880.000039	-0.013	2.5

Reference Frequency: PCS Mid Channel		1880	MHz @ 20°C	
Limit: to stay +- 2.5 ppm =		4700.000	Hz	
Power Supply (Vdc)	**Environment Temperature (°C)**	**Frequency Deviation Measureed with Time Elapse**		
		(MHz)	**Delta (ppm)**	**Limit (ppm)**
3.80	***20***	***1880.000015***	***0***	***2.5***
4.37	20	1880.000012	*0.001*	2.5
3.2 end volt	20	1880.000015	*0.000*	2.5

UL VERIFICATION SERVICES INC. FORM NO: CCSUP4701I
47173 BENICIA STREET, FREMONT, CA 94538, USA TEL: (510) 771-1000 FAX: (510) 661-0888

This report shall not be reproduced except in full, without the written approval of UL Verification Services Inc.

GPRS 850 CELL BAND, – CHANNEL 190, Frequency 836.6MHz

Reference Frequency: PCS Mid Channel		836.6	MHz @ 20°C	
Limit: to stay +- 2.5 ppm =		2091.500	Hz	
Power Supply (Vdc)	**Environment Temperature (°C)**	**Frequency Deviation Measureed with Time Elapse**		
		(MHz)	**Delta (ppm)**	**Limit (ppm)**
3.80	50	836.600044	-0.011	2.5
3.80	40	836.600038	-0.004	2.5
3.80	30	836.600038	-0.004	2.5
3.80	***20***	**836.600034**	**0**	***2.5***
3.80	10	836.600041	-0.007	2.5
3.80	0	836.600039	-0.005	2.5
3.80	-10	836.600033	0.002	2.5
3.80	-20	836.600033	0.001	2.5
3.80	-30	836.600034	0.000	2.5

Reference Frequency: PCS Mid Channel		836.6	MHz @ 20°C	
Limit: to stay +- 2.5 ppm =		2091.500	Hz	
Power Supply (Vdc)	**Environment Temperature (°C)**	**Frequency Deviation Measureed with Time Elapse**		
		(MHz)	**Delta (ppm)**	**Limit (ppm)**
3.80	***20***	***836.600034***	***0***	***2.5***
4.37	20	836.6000358	*-0.002*	2.5
3.2 end volt	20	836.6000349	*-0.001*	2.5

UL VERIFICATION SERVICES INC. FORM NO: CCSUP4701I
47173 BENICIA STREET, FREMONT, CA 94538, USA TEL: (510) 771-1000 FAX: (510) 661-0888

This report shall not be reproduced except in full, without the written approval of UL Verification Services Inc.

11. RADIATED TEST RESULTS

11.1. RADIATED POWER (ERP & EIRP)

RULE PART(S)

FCC: §2.1046, §22.913, §24.232.

LIMITS

22.913(a) - The ERP of mobile transmitters and auxiliary test transmitters must not exceed 7 Watts.

24.232(c) - Mobile/portable stations are limited to 2 watts e.i.r.p. peak power and the equipment must employ means to limit the power to the minimum necessary for successful communications.

In addition, when the transmitter power is measured in terms of average value, the peak-to-average ratio of the power shall not exceed 13dB.

TEST PROCEDURE

ANSI / TIA / EIA 603C Clause 2.2.17; PSA setting reference to 971168 D01 v02r01

For peak power measurement with a PSA:

a) Set the RBW ≥ OBW; b) Set VBW ≥ 3 × RBW; c) Set span ≥ 2 x RBW; d) Sweep time = auto couple; e) Detector = peak; f) Ensure that the number of measurement points ≥ span/RBW; g) Trace mode = max hold;

For average power measurement with a PSA:

a) Set span to at least 1.5 times the OBW; b) Set RBW = 1-5% of the OBW, not to exceed 1 MHz; c) Set VBW ≥ 3 x RBW; d) Set number of points in sweep ≥ 2 × span / RBW; e) Sweep time = auto-couple; f) Detector = RMS (power averaging); g) Use free run trigger If burst duty cycle ≥ 98; h) Use trigger to capture bursts If burst duty cycle < 98; i) Trace average at least 100 traces in power averaging (*i.e.*, RMS) mode. j) Compute the power by integrating the spectrum across the OBW of the signal using the instrument's band power measurement function.

TEST RESULTS

UL VERIFICATION SERVICES INC. FORM NO: CCSUP4701I
47173 BENICIA STREET, FREMONT, CA 94538, USA TEL: (510) 771-1000 FAX: (510) 661-0888

This report shall not be reproduced except in full, without the written approval of UL Verification Services Inc.

11.1.1. ERP/EIRP Results

Band	Mode	Channel	f(MHz)	ERP / EIRP	
				dBm	mW
Band 2	REL99	9262	1852.4	19.46	88.31
		9400	1880	19.98	99.54
		9538	1907.6	20.69	117.22
	HSDPA	9262	1852.4	18.80	75.86
		9400	1880	18.98	79.07
		9538	1907.6	19.04	80.17
	HSUPA	9262	1852.4		
		9400	1880		
		9538	1907.6		

Band	Mode	Channel	f(MHz)	ERP / EIRP	
				dBm	mW
Band 5	REL99	4132	826.4	17.11	51.40
		4183	836.6	18.26	66.99
		4233	846.6	19.94	98.63
	HSDPA	4132	826.4	17.21	52.60
		4183	836.6	18.51	70.96
		4233	846.6	19.52	89.54
	HSUPA	4132	826.4		
		4183	836.6		
		4233	846.6		

Band	Mode	Channel	f(MHz)	ERP / EIRP	
				dBm	mW
GSM1900	GMSK	512	1850.2		
		661	1880		
		810	1909.8		
	GPRS	512	1850.2	27.36	544.50
		661	1880	27.69	587.49
		810	1909.8	27.44	554.63
	EGPRS	512	1850.2	24.55	358.92
		661	1880	24.04	319.15
		810	1909.8	24.10	323.59

UL VERIFICATION SERVICES INC. FORM NO: CCSUP4701I
47173 BENICIA STREET, FREMONT, CA 94538, USA TEL: (510) 771-1000 FAX: (510) 661-0888

This report shall not be reproduced except in full, without the written approval of UL Verification Services Inc.

Band	Mode	Channel	f(MHz)	ERP / EIRP	
				dBm	mW
GSM850	GMSK	128	824.2		
		190	836.6		
		251	848.8		
	GPRS	128	824.2	30.15	1035.14
		190	836.6	30.17	1039.92
		251	848.8	30.60	1148.15
	EGPRS	128	824.2	24.50	281.84
		190	836.6	25.14	326.59
		251	848.8	24.76	299.23

Band	BW (MHz)	Mode	RB/RB Size	f (MHz)	ERP / EIRP	
					dBm	mW
LTE5	10	QPSK	1/0	829	20.51	112.46
			1/0	836.5	20.02	100.46
			1/0	844	20.15	103.51
		16QAM	1/0	829	19.47	88.51
			1/0	836.5	19.44	87.90
			1/0	844	19.18	82.79

Band	BW (MHz)	Mode	RB/RB Size	f (MHz)	ERP / EIRP	
					dBm	mW
LTE5	5	QPSK	1/0	826.5	20.41	109.90
			1/0	836.5	20.27	106.41
			1/0	846.5	19.98	99.54
		16QAM	1/0	826.5	19.52	89.54
			1/0	836.5	19.68	92.90
			1/0	846.5	19.13	81.85

UL VERIFICATION SERVICES INC. FORM NO: CCSUP4701I
47173 BENICIA STREET, FREMONT, CA 94538, USA TEL: (510) 771-1000 FAX: (510) 661-0888

This report shall not be reproduced except in full, without the written approval of UL Verification Services Inc.

Band	BW (MHz)	Mode	RB/RB Size	f (MHz)	ERP / EIRP	
					dBm	mW
LTE5	3	QPSK	1/0	825.5	20.52	112.72
			1/0	836.5	20.29	112.95
			1/0	847.5	20.26	106.17
		16QAM	1/0	825.5	19.70	93.32
			1/0	836.5	19.47	88.51
			1/0	847.5	19.52	89.54

Band	BW (MHz)	Mode	RB/RB Size	f (MHz)	ERP / EIRP	
					dBm	mW
LTE5	1.4	QPSK	1/0	824.7	20.60	114.82
			1/0	836.5	20.39	109.40
			1/0	848.3	20.03	100.69
		16QAM	1/0	824.7	19.63	91.83
			1/0	836.5	19.78	95.06
			1/0	848.3	19.06	80.54

UL VERIFICATION SERVICES INC. FORM NO: CCSUP4701I
47173 BENICIA STREET, FREMONT, CA 94538, USA TEL: (510) 771-1000 FAX: (510) 661-0888

This report shall not be reproduced except in full, without the written approval of UL Verification Services Inc.

11.1.2. ERP/EIRP DATA

Band

LTE5

10MHz

16QAM

High Frequency Substitution Measurement
UL Verification Services, Inc. Chamber C

Company: Samsung
Project #: 14U19433
Date: 11/17/14
Test Engineer: R. Alegre
Configuration: EUT Only
Mode: LTE5 10MHz 16QAM

Test Equipment:
Receiving: Sunol T185, and 3m Chamber C N-type Cable
Substitution: Dipole T273, 4ft SMA Cable Warehouse.

f MHz	SG reading (dBm)	Ant. Pol. (H/V)	Cable Loss (dB)	Antenna Gain (dBd)	ERP (dBm)	Limit (dBm)	Margin (dB)	Notes
Low Ch								
829.00	10.06	V	0.9	0.0	9.16	38.5	-29.3	
829.00	20.37	H	0.9	0.0	19.47	38.5	-19.0	
Mid Ch								
836.50	10.46	V	0.9	0.0	9.57	38.5	-28.9	
836.50	20.34	H	0.9	0.0	19.44	38.5	-19.0	
High Ch								
844.00	9.97	V	0.9	0.0	9.07	38.5	-29.4	
844.00	20.08	H	0.9	0.0	19.18	38.5	-19.3	

Rev. 3.17.11
Note: For Band 13/17 ERP limit is 34.77dBm; For Band 26 limit is 50dBm

UL VERIFICATION SERVICES INC. FORM NO: CCSUP4701I
47173 BENICIA STREET, FREMONT, CA 94538, USA TEL: (510) 771-1000 FAX: (510) 661-0888

This report shall not be reproduced except in full, without the written approval of UL Verification Services Inc.

Band

LTE5

10MHz

QPSK

High Frequency Substitution Measurement
UL Verification Services, Inc. Chamber C

Company: Samsung
Project #: 14U19433
Date: 11/17/14
Test Engineer: R. Alegre
Configuration: EUT Only
Mode: LTE5 10MHz QPSK

Test Equipment:
Receiving: Sunol T185, and 3m Chamber C N-type Cable
Substitution: Dipole T273, 4ft SMA Cable Warehouse.

f MHz	SG reading (dBm)	Ant. Pol. (H/V)	Cable Loss (dB)	Antenna Gain (dBd)	ERP (dBm)	Limit (dBm)	Margin (dB)	Notes
Low Ch								
829.00	11.01	V	0.9	0.0	10.11	38.5	-28.3	
829.00	21.41	H	0.9	0.0	20.51	38.5	-17.9	
Mid Ch								
836.50	11.13	V	0.9	0.0	10.24	38.5	-28.2	
836.50	20.92	H	0.9	0.0	20.02	38.5	-18.4	
High Ch								
844.00	11.12	V	0.9	0.0	10.22	38.5	-28.2	
844.00	21.05	H	0.9	0.0	20.15	38.5	-18.3	

Rev. 3.17.11
Note: For Band 13/17 ERP limit is 34.77dBm; For Band 26 limit is 50dBm

UL VERIFICATION SERVICES INC. FORM NO: CCSUP4701I
47173 BENICIA STREET, FREMONT, CA 94538, USA TEL: (510) 771-1000 FAX: (510) 661-0888

This report shall not be reproduced except in full, without the written approval of UL Verification Services Inc.

Band

LTE5

5MHz

16QAM

High Frequency Substitution Measurement
UL Verification Services, Inc. Chamber C

Company: Samsung
Project #: 14U19433
Date: 11/17/14
Test Engineer: R. Alegre
Configuration: EUT Only
Mode: LTE5 5MHz 16QAM

Test Equipment:
Receiving: Sunol T185, and 3m Chamber C N-type Cable
Substitution: Dipole T273, 4ft SMA Cable Warehouse.

f MHz	SG reading (dBm)	Ant. Pol. (H/V)	Cable Loss (dB)	Antenna Gain (dBd)	ERP (dBm)	Limit (dBm)	Margin (dB)	Notes
Low Ch								
826.50	9.99	V	0.9	0.0	9.09	38.5	-29.4	
826.50	20.42	H	0.9	0.0	19.52	38.5	-18.9	
Mid Ch								
836.50	10.17	V	0.9	0.0	9.28	38.5	-29.2	
836.50	20.58	H	0.9	0.0	19.68	38.5	-18.8	
High Ch								
846.50	10.21	V	0.9	0.0	9.31	38.5	-29.1	
846.50	20.03	H	0.9	0.0	19.13	38.5	-19.3	

Rev. 3.17.11
Note: For Band 13/17 ERP limit is 34.77dBm; For Band 26 limit is 50dBm

UL VERIFICATION SERVICES INC. FORM NO: CCSUP4701I
47173 BENICIA STREET, FREMONT, CA 94538, USA TEL: (510) 771-1000 FAX: (510) 661-0888

This report shall not be reproduced except in full, without the written approval of UL Verification Services Inc.

Band

LTE5

5MHz

QPSK

High Frequency Substitution Measurement
UL Verification Services, Inc. Chamber C

Company: Samsung
Project #: 14U19433
Date: 11/17/14
Test Engineer: R. Alegre
Configuration: EUT Only
Mode: LTE5 5MHz QPSK

Test Equipment:
Receiving: Sunol T185, and 3m Chamber C N-type Cable
Substitution: Dipole T273, 4ft SMA Cable Warehouse.

f MHz	SG reading (dBm)	Ant. Pol. (H/V)	Cable Loss (dB)	Antenna Gain (dBd)	ERP (dBm)	Limit (dBm)	Margin (dB)	Notes
Low Ch								
826.50	11.08	V	0.9	0.0	10.18	38.5	-28.3	
826.50	21.31	H	0.9	0.0	20.41	38.5	-18.0	
Mid Ch								
836.50	11.02	V	0.9	0.0	10.13	38.5	-28.3	
836.50	21.17	H	0.9	0.0	20.27	38.5	-18.2	
High Ch								
846.50	11.23	V	0.9	0.0	10.33	38.5	-28.1	
846.50	20.88	H	0.9	0.0	19.98	38.5	-18.5	

Rev. 3.17.11
Note: For Band 13/17 ERP limit is 34.77dBm; For Band 26 limit is 50dBm

UL VERIFICATION SERVICES INC. FORM NO: CCSUP4701I
47173 BENICIA STREET, FREMONT, CA 94538, USA TEL: (510) 771-1000 FAX: (510) 661-0888

This report shall not be reproduced except in full, without the written approval of UL Verification Services Inc.

Band

LTE5

3MHz

16QAM

High Frequency Substitution Measurement
UL Verification Services, Inc. Chamber C

Company: Samsung
Project #: 14U19433
Date: 11/17/14
Test Engineer: R. Alegre
Configuration: EUT Only
Mode: LTE5 3MHz 16QAM

Test Equipment:
Receiving: Sunol T185, and 3m Chamber C N-type Cable
Substitution: Dipole T273, 4ft SMA Cable Warehouse.

f MHz	SG reading (dBm)	Ant. Pol. (H/V)	Cable Loss (dB)	Antenna Gain (dBd)	ERP (dBm)	Limit (dBm)	Margin (dB)	Notes
Low Ch								
825.50	9.99	V	0.9	0.0	9.09	38.5	-29.4	
825.50	20.60	H	0.9	0.0	19.70	38.5	-18.7	
Mid Ch								
836.50	10.32	V	0.9	0.0	9.43	38.5	-29.0	
836.50	20.37	H	0.9	0.0	19.47	38.5	-19.0	
High Ch								
847.50	9.98	V	0.9	0.0	9.08	38.5	-29.4	
847.50	20.42	H	0.9	0.0	19.52	38.5	-18.9	

Rev. 3.17.11
Note: For Band 13/17 ERP limit is 34.77dBm; For Band 26 limit is 50dBm

UL VERIFICATION SERVICES INC. FORM NO: CCSUP4701I
47173 BENICIA STREET, FREMONT, CA 94538, USA TEL: (510) 771-1000 FAX: (510) 661-0888

This report shall not be reproduced except in full, without the written approval of UL Verification Services Inc.

Band

LTE5

3MHz

QPSK

High Frequency Substitution Measurement
UL Verification Services, Inc. Chamber C

Company: Samsung
Project #: 14U19433
Date: 11/17/14
Test Engineer: R. Alegre
Configuration: EUT Only
Mode: LTE5 3MHz QPSK

Test Equipment:
Receiving: Sunol T185, and 3m Chamber C N-type Cable
Substitution: Dipole T273, 4ft SMA Cable Warehouse.

f MHz	SG reading (dBm)	Ant. Pol. (H/V)	Cable Loss (dB)	Antenna Gain (dBd)	ERP (dBm)	Limit (dBm)	Margin (dB)	Notes
Low Ch								
825.50	11.03	V	0.9	0.0	10.13	38.5	-28.3	
825.50	21.42	H	0.9	0.0	20.52	38.5	-17.9	
Mid Ch								
836.50	11.16	V	0.9	0.0	10.27	38.5	-28.2	
836.50	21.19	H	0.9	0.0	20.29	38.5	-18.2	
High Ch								
847.50	11.41	V	0.9	0.0	10.51	38.5	-27.9	
847.50	21.16	H	0.9	0.0	20.26	38.5	-18.2	

Rev. 3.17.11
Note: For Band 13/17 ERP limit is 34.77dBm; For Band 26 limit is 50dBm

UL VERIFICATION SERVICES INC. FORM NO: CCSUP4701I
47173 BENICIA STREET, FREMONT, CA 94538, USA TEL: (510) 771-1000 FAX: (510) 661-0888

This report shall not be reproduced except in full, without the written approval of UL Verification Services Inc.

Band

LTE5

1.4MHz

16QAM

High Frequency Substitution Measurement
UL Verification Services, Inc. Chamber C

Company: Samsung
Project #: 14U19433
Date: 11/17/14
Test Engineer: R. Alegre
Configuration: EUT Only
Mode: LTE5 1.4MHz 16QAM

Test Equipment:
Receiving: Sunol T185, and 3m Chamber C N-type Cable
Substitution: Dipole T273, 4ft SMA Cable Warehouse.

f MHz	SG reading (dBm)	Ant. Pol. (H/V)	Cable Loss (dB)	Antenna Gain (dBd)	ERP (dBm)	Limit (dBm)	Margin (dB)	Notes
Low Ch								
824.70	10.12	V	0.9	0.0	9.22	38.5	-29.2	
824.70	20.53	H	0.9	0.0	19.63	38.5	-18.8	
Mid Ch								
836.50	10.01	V	0.9	0.0	9.11	38.5	-29.3	
836.50	20.68	H	0.9	0.0	19.78	38.5	-18.7	
High Ch								
848.30	10.31	V	0.9	0.0	9.41	38.5	-29.0	
848.30	19.96	H	0.9	0.0	19.06	38.5	-19.4	

Rev. 3.17.11
Note: For Band 13/17 ERP limit is 34.77dBm; For Band 26 limit is 50dBm

UL VERIFICATION SERVICES INC. FORM NO: CCSUP4701I
47173 BENICIA STREET, FREMONT, CA 94538, USA TEL: (510) 771-1000 FAX: (510) 661-0888

This report shall not be reproduced except in full, without the written approval of UL Verification Services Inc.

Band

LTE5

1.4MHz

QPSK

High Frequency Substitution Measurement
UL Verification Services, Inc. Chamber C

Company: Samsung
Project #: 14U19433
Date: 11/17/14
Test Engineer: R. Alegre
Configuration: EUT Only
Mode: LTE5 1.4MHz QPSK

Test Equipment:
Receiving: Sunol T185, and 3m Chamber C N-type Cable
Substitution: Dipole T273, 4ft SMA Cable Warehouse.

f MHz	SG reading (dBm)	Ant. Pol. (H/V)	Cable Loss (dB)	Antenna Gain (dBd)	ERP (dBm)	Limit (dBm)	Margin (dB)	Notes
Low Ch								
824.70	11.01	V	0.9	0.0	10.11	38.5	-28.3	
824.70	21.50	H	0.9	0.0	20.60	38.5	-17.8	
Mid Ch								
836.50	10.99	V	0.9	0.0	10.10	38.5	-28.4	
836.50	21.29	H	0.9	0.0	20.39	38.5	-18.1	
High Ch								
848.30	11.26	V	0.9	0.0	10.36	38.5	-28.1	
848.30	20.93	H	0.9	0.0	20.03	38.5	-18.4	

Rev. 3.17.11
Note: For Band 13/17 ERP limit is 34.77dBm; For Band 26 limit is 50dBm

UL VERIFICATION SERVICES INC. FORM NO: CCSUP4701I
47173 BENICIA STREET, FREMONT, CA 94538, USA TEL: (510) 771-1000 FAX: (510) 661-0888

This report shall not be reproduced except in full, without the written approval of UL Verification Services Inc.

Band

Band 2

HSDPA

High Frequency Substitution Measurement
UL Verification Services, Inc. Chamber B

Company: Samsung
Project #: 14U19433
Date: 11/18/2014
Test Engineer: Jude Semana
Configuration: EUT Only X-position
Mode: HSDPA B2

Test Equipment:
Receiving: Horn T345, and Chamber B SMA Cables
Substitution: Horn T59 Substitution, 4ft SMA Cable Warehouse

f MHz	SG reading (dBm)	Ant. Pol. (H/V)	Cable Loss (dB)	Antenna Gain (dBi)	EIRP (dBm)	Limit (dBm)	Margin (dB)	Notes
Low Ch								
1852.40	5.05	V	0.9	7.9	12.00	33.0	-21.0	
1852.40	11.85	H	0.9	7.9	18.80	33.0	-14.2	
Mid Ch								
1880.00	5.89	V	0.9	7.9	12.84	33.0	-20.2	
1880.00	12.03	H	0.9	7.9	18.98	33.0	-14.0	
High Ch								
1907.60	5.31	V	0.9	7.9	12.26	33.0	-20.7	
1907.60	12.09	H	0.9	7.9	19.04	33.0	-14.0	

Rev. 3.17.11
Note: For Band 4 EIRP limit is 30dBm

UL VERIFICATION SERVICES INC. FORM NO: CCSUP4701I
47173 BENICIA STREET, FREMONT, CA 94538, USA TEL: (510) 771-1000 FAX: (510) 661-0888

This report shall not be reproduced except in full, without the written approval of UL Verification Services Inc.

Band

Band 2

REL99

High Frequency Substitution Measurement
UL Verification Services, Inc. Chamber B

Company: Samsung
Project #: 14U19433
Date: 11/18/2014
Test Engineer: Jude Semana
Configuration: EUT Only X-position
Mode: REL99 B2

Test Equipment:
Receiving: Horn T345, and Chamber B SMA Cables
Substitution: Horn T59 Substitution, 4ft SMA Cable Warehouse

f MHz	SG reading (dBm)	Ant. Pol. (H/V)	Cable Loss (dB)	Antenna Gain (dBi)	EIRP (dBm)	Limit (dBm)	Margin (dB)	Notes
Low Ch								
1852.40	6.11	V	0.9	7.9	13.07	33.0	-19.9	
1852.40	12.51	H	0.9	7.9	19.46	33.0	-13.5	
Mid Ch								
1880.00	6.73	V	0.9	7.9	13.68	33.0	-19.3	
1880.00	13.03	H	0.9	7.9	19.98	33.0	-13.0	
High Ch								
1907.60	6.89	V	0.9	7.9	13.84	33.0	-19.2	
1907.60	13.74	H	0.9	7.9	20.69	33.0	-12.3	

Rev. 3.17.11
Note: For Band 4 EIRP limit is 30dBm

UL VERIFICATION SERVICES INC. FORM NO: CCSUP4701I
47173 BENICIA STREET, FREMONT, CA 94538, USA TEL: (510) 771-1000 FAX: (510) 661-0888

This report shall not be reproduced except in full, without the written approval of UL Verification Services Inc.

Band

Band 5

HSDPA

High Frequency Substitution Measurement
UL Verification Services, Inc. Chamber B

Company: Samsung
Project #: 14U19433
Date: 11/17/14
Test Engineer: D. Sblendorio, O. Stoelting
Configuration: Y-pos EUT
Mode: WCDMA Band 5 HSDPA

Test Equipment:
Receiving: Sunol T243, and 3m Chamber B N-type Cable
Substitution: Dipole T276, 4ft SMA Cable (SN: 244639 002) Warehouse.

f MHz	SG reading (dBm)	Ant. Pol. (H/V)	Cable Loss (dB)	Antenna Gain (dBd)	ERP (dBm)	Limit (dBm)	Margin (dB)	Notes
Low Ch								
826.40	12.93	V	0.9	0.0	12.03	38.5	-26.4	
826.40	18.11	H	0.9	0.0	17.21	38.5	-21.2	
Mid Ch								
836.60	11.63	V	0.9	0.0	10.73	38.5	-27.7	
836.60	19.41	H	0.9	0.0	18.51	38.5	-19.9	
High Ch								
846.60	11.77	V	0.9	0.0	10.87	38.5	-27.6	
846.60	20.41	H	0.9	0.0	19.52	38.5	-18.9	

Rev. 3.17.11
Note: For Band 13/17 ERP limit is 34.77dBm; For Band 26 limit is 50dBm

UL VERIFICATION SERVICES INC. FORM NO: CCSUP4701I
47173 BENICIA STREET, FREMONT, CA 94538, USA TEL: (510) 771-1000 FAX: (510) 661-0888

This report shall not be reproduced except in full, without the written approval of UL Verification Services Inc.

Band

Band 5

REL99

High Frequency Substitution Measurement
UL Verification Services, Inc. Chamber B

Company: Samsung
Project #: 14U19433
Date: 11/17/14
Test Engineer: D. Sblendorio, O. Stoelting
Configuration: Y-pos EUT
Mode: WCDMA Band 5 Rel 99

Test Equipment:
Receiving: Sunol T243, and 3m Chamber B N-type Cable
Substitution: Dipole T276, 4ft SMA Cable (SN: 244639 002) Warehouse.

f MHz	SG reading (dBm)	Ant. Pol. (H/V)	Cable Loss (dB)	Antenna Gain (dBd)	ERP (dBm)	Limit (dBm)	Margin (dB)	Notes
Low Ch								
826.40	11.39	V	0.9	0.0	10.49	38.5	-28.0	
826.40	18.01	H	0.9	0.0	17.11	38.5	-21.3	
Mid Ch								
836.60	11.72	V	0.9	0.0	10.82	38.5	-27.6	
836.60	19.16	H	0.9	0.0	18.26	38.5	-20.2	
High Ch								
846.60	12.02	V	0.9	0.0	11.12	38.5	-27.3	
846.60	20.83	H	0.9	0.0	19.94	38.5	-18.5	

Rev. 3.17.11
Note: For Band 13/17 ERP limit is 34.77dBm; For Band 26 limit is 50dBm

UL VERIFICATION SERVICES INC. FORM NO: CCSUP4701I
47173 BENICIA STREET, FREMONT, CA 94538, USA TEL: (510) 771-1000 FAX: (510) 661-0888

This report shall not be reproduced except in full, without the written approval of UL Verification Services Inc.

Band

GSM 1900

EGPRS

High Frequency Substitution Measurement
UL Verification Services, Inc. Chamber B

Company: Samsung
Project #: 14U19433
Date: 11/18/2014
Test Engineer: Jude Semana
Configuration: EUT only X-Position
Mode: EGPRS 1900

Test Equipment:
Receiving: Horn T345, and Chamber B SMA Cables
Substitution: Horn T59 Substitution, 4ft SMA Cable Warehouse

f MHz	SG reading (dBm)	Ant. Pol. (H/V)	Cable Loss (dB)	Antenna Gain (dBi)	EIRP (dBm)	Limit (dBm)	Margin (dB)	Notes
Low Ch								
1850.20	13.78	V	0.9	7.9	20.73	33.0	-12.3	
1850.20	17.60	H	0.9	7.9	24.55	33.0	-8.5	
Mid Ch								
1880.00	13.87	V	0.9	7.9	20.82	33.0	-12.2	
1880.00	17.09	H	0.9	7.9	24.04	33.0	-9.0	
High Ch								
1909.80	13.16	V	0.9	7.9	20.11	33.0	-12.9	
1909.80	17.15	H	0.9	7.9	24.10	33.0	-8.9	

Rev. 3.17.11
Note: For Band 4 EIRP limit is 30dBm

UL VERIFICATION SERVICES INC. FORM NO: CCSUP4701I
47173 BENICIA STREET, FREMONT, CA 94538, USA TEL: (510) 771-1000 FAX: (510) 661-0888

This report shall not be reproduced except in full, without the written approval of UL Verification Services Inc.

Band

GSM 1900

GPRS

High Frequency Substitution Measurement
UL Verification Services, Inc. Chamber B

Company: Samsung
Project #: 14U19433
Date: 11/18/2014
Test Engineer: Jude Semana
Configuration: EUT only X-Position
Mode: GPRS 1880

Test Equipment:
Receiving: Horn T345 and Chamber B SMA Cables
Substitution: Horn T59 Substitution, 4ft SMA Cable Warehouse

f MHz	SG reading (dBm)	Ant. Pol. (H/V)	Cable Loss (dB)	Antenna Gain (dBi)	EIRP (dBm)	Limit (dBm)	Margin (dB)	Notes
Low Ch								
1850.20	16.90	V	0.9	7.9	23.85	33.0	-9.2	
1850.20	20.41	H	0.9	7.9	27.36	33.0	-5.6	
Mid Ch								
1880.00	17.00	V	0.9	7.9	23.95	33.0	-9.0	
1880.00	20.74	H	0.9	7.9	27.69	33.0	-5.3	
High Ch								
1909.80	16.44	V	0.9	7.9	23.39	33.0	-9.6	
1909.80	20.49	H	0.9	7.9	27.44	33.0	-5.6	

Rev. 3.17.11
Note: For Band 4 EIRP limit is 30dBm

UL VERIFICATION SERVICES INC. FORM NO: CCSUP4701I
47173 BENICIA STREET, FREMONT, CA 94538, USA TEL: (510) 771-1000 FAX: (510) 661-0888

This report shall not be reproduced except in full, without the written approval of UL Verification Services Inc.

Band

GSM 850

EGPRS

High Frequency Substitution Measurement
UL Verification Services, Inc. Chamber B

Company: Samsung
Project #: 14U19433
Date: 11/17/14
Test Engineer: D. Sblendorio, O. Stoelting
Configuration: Y-pos EUT
Mode: EGPRS850

Test Equipment:
Receiving: Sunol T243, and 3m Chamber B N-type Cable
Substitution: Dipole T276, 4ft SMA Cable (SN: 244639 002) Warehouse.

f MHz	SG reading (dBm)	Ant. Pol. (H/V)	Cable Loss (dB)	Antenna Gain (dBd)	ERP (dBm)	Limit (dBm)	Margin (dB)	Notes
Low Ch								
824.20	21.50	V	0.9	0.0	20.61	38.5	-17.8	
824.20	25.40	H	0.9	0.0	24.50	38.5	-14.0	
Mid Ch								
836.60	21.24	V	0.9	0.0	20.34	38.5	-18.1	
836.60	26.04	H	0.9	0.0	25.14	38.5	-13.3	
High Ch								
848.80	16.42	V	0.9	0.0	15.52	38.5	-22.9	
848.80	25.66	H	0.9	0.0	24.76	38.5	-13.7	

Rev. 3.17.11
Note: For Band 13/17 ERP limit is 34.77dBm; For Band 26 limit is 50dBm

UL VERIFICATION SERVICES INC. FORM NO: CCSUP4701I
47173 BENICIA STREET, FREMONT, CA 94538, USA TEL: (510) 771-1000 FAX: (510) 661-0888

This report shall not be reproduced except in full, without the written approval of UL Verification Services Inc.

Band

GSM 850

GPRS

High Frequency Substitution Measurement
UL Verification Services, Inc. Chamber B

Company: Samsung
Project #: 14U19433
Date: 11/17/14
Test Engineer: D. Sblendorio, O. Stoelting
Configuration: Y-pos EUT
Mode: GPRS850

Test Equipment:
Receiving: Sunol T243, and 3m Chamber B N-type Cable
Substitution: Dipole T276, 4ft SMA Cable (SN: 244639 002) Warehouse.

f MHz	SG reading (dBm)	Ant. Pol. (H/V)	Cable Loss (dB)	Antenna Gain (dBd)	ERP (dBm)	Limit (dBm)	Margin (dB)	Notes
Low Ch								
824.20	24.97	V	0.9	0.0	24.07	38.5	-14.4	
824.20	31.05	H	0.9	0.0	30.15	38.5	-8.3	
Mid Ch								
836.60	24.14	V	0.9	0.0	23.24	38.5	-15.2	
836.60	31.07	H	0.9	0.0	30.17	38.5	-8.3	
High Ch								
848.80	23.34	V	0.9	0.0	22.44	38.5	-16.0	
848.80	31.50	H	0.9	0.0	30.60	38.5	-7.8	

Rev. 3.17.11
Note: For Band 13/17 ERP limit is 34.77dBm; For Band 26 limit is 50dBm

UL VERIFICATION SERVICES INC. FORM NO: CCSUP4701I
47173 BENICIA STREET, FREMONT, CA 94538, USA TEL: (510) 771-1000 FAX: (510) 661-0888

This report shall not be reproduced except in full, without the written approval of UL Verification Services Inc.

11.2. FIELD STRENGTH OF SPURIOUS RADIATION

RULE PART(S)

FCC: §2.1053, §22.917, §24.238

LIMIT

The power of any emission outside of the authorized operating frequency ranges must be attenuated below the transmitting power (P) by a factor of at least 43 + 10 log (P) dB.

TEST PROCEDURE

For Cellular equipment - Compliance with these rules is based on the use of measurement instrumentation employing a resolution bandwidth of 100 kHz or greater. In the 1 MHz bands immediately outside and adjacent to the frequency block a resolution bandwidth of at least one percent of the emission bandwidth of the fundamental emission of the transmitter may be employed. A narrower resolution bandwidth is permitted in all cases to improve measurement accuracy provided the measured power is integrated over the full required measurement bandwidth (i.e. 100 kHz or 1 percent of emission bandwidth, as specified). The emission bandwidth is defined as the width of the signal between two points, one below the carrier center frequency and one above the carrier center frequency, outside of which all emissions are attenuated at least 26 dB below the transmitter power.

For PCS equipment - Compliance with these rules is based on the use of measurement instrumentation employing a resolution bandwidth of 1 MHz or greater. However, in the 1 MHz bands immediately outside and adjacent to the frequency block a resolution bandwidth of at least one percent of the emission bandwidth of the fundamental emission of the transmitter may be employed. A narrower resolution bandwidth is permitted in all cases to improve measurement accuracy provided the measured power is integrated over the full required measurement bandwidth (i.e. 1 MHz or 1 percent of emission bandwidth, as specified). The emission bandwidth is defined as the width of the signal between two points, one below the carrier center frequency and one above the carrier center frequency, outside of which all emissions are attenuated at least 26 dB below the transmitter power.

RESULTS

UL VERIFICATION SERVICES INC. FORM NO: CCSUP4701I
47173 BENICIA STREET, FREMONT, CA 94538, USA TEL: (510) 771-1000 FAX: (510) 661-0888

This report shall not be reproduced except in full, without the written approval of UL Verification Services Inc.

11.2.1. SPURIOUS RADIATION PLOTS

Band

Band 2

HSDPA

UL Verification Services
Above 1GHz High Frequency Substitution Measurement

Company: Samsung
Project #: 14U19433
Date: 11/18/14
Test Engineer: J. Hsu
Configuration: EUT Y-pos/ AC Adapter/ Headset
Mode: HSDPA Band 2

Chamber	Pre-amplifer	Filter	Limit
3m Chamber	T34 8449B	Filter 1	Part 24

f GHz	SG reading (dBm)	Ant. Pol. (H/V)	Distance (m)	Preamp (dB)	Filter (dB)	EIRP (dBm)	Limit (dBm)	Delta (dB)	Notes
Low Ch, 1852.4MHz									
3.705	-17.5	V	3.0	35.4	1.0	-51.8	-13.0	-38.8	
5.557	-11.8	V	3.0	34.7	1.0	-45.6	-13.0	-32.6	
7.410	-9.8	V	3.0	34.9	1.0	-43.7	-13.0	-30.7	
3.705	-20.1	H	3.0	35.4	1.0	-54.5	-13.0	-41.5	
5.557	-10.7	H	3.0	34.7	1.0	-44.4	-13.0	-31.4	
7.410	-6.9	H	3.0	34.9	1.0	-40.8	-13.0	-27.8	
Mid Ch, 1880MHz									
3.760	-13.4	V	3.0	35.3	1.0	-47.8	-13.0	-34.8	
5.640	-15.7	V	3.0	34.7	1.0	-49.4	-13.0	-36.4	
7.520	-11.0	V	3.0	34.9	1.0	-44.9	-13.0	-31.9	
3.760	-20.6	H	3.0	35.3	1.0	-55.0	-13.0	-42.0	
5.640	-9.0	H	3.0	34.7	1.0	-42.7	-13.0	-29.7	
7.520	-3.3	H	3.0	34.9	1.0	-37.2	-13.0	-24.2	
High Ch, 1907.6MHz									
3.815	-20.1	V	3.0	35.3	1.0	-54.4	-13.0	-41.4	
5.723	-7.1	V	3.0	34.7	1.0	-40.9	-13.0	-27.9	
7.630	-9.3	V	3.0	34.9	1.0	-43.2	-13.0	-30.2	
3.815	-20.4	H	3.0	35.3	1.0	-54.7	-13.0	-41.7	
5.723	-10.2	H	3.0	34.7	1.0	-44.0	-13.0	-31.0	
7.630	-6.6	H	3.0	34.9	1.0	-40.6	-13.0	-27.6	

Rev. 03.03.09
Note: No other emissions were detected above the system noise floor.

UL VERIFICATION SERVICES INC. FORM NO: CCSUP4701I
47173 BENICIA STREET, FREMONT, CA 94538, USA TEL: (510) 771-1000 FAX: (510) 661-0888

This report shall not be reproduced except in full, without the written approval of UL Verification Services Inc.

Band

Band 2

REL99

UL Verification Services
Above 1GHz High Frequency Substitution Measurement

Company: Samsung
Project #: 14U19433
Date: 11/18/14
Test Engineer: J. Hsu
Configuration: EUT Y-pos/ AC Adapter/ Headset
Mode: Band 2 Rel99

Chamber	Pre-amplifer	Filter	Limit
3m Chamber	T34 8449B	Filter 1	Part 24

f GHz	SG reading (dBm)	Ant. Pol. (H/V)	Distance (m)	Preamp (dB)	Filter (dB)	EIRP (dBm)	Limit (dBm)	Delta (dB)	Notes
Low Ch, 1852.4MHz									
3.705	-20.2	V	3.0	35.4	1.0	-54.6	-13.0	-41.6	
5.557	-15.2	V	3.0	34.7	1.0	-48.9	-13.0	-35.9	
7.410	-7.4	V	3.0	34.9	1.0	-41.3	-13.0	-28.3	
3.705	-19.3	H	3.0	35.4	1.0	-53.7	-13.0	-40.7	
5.557	-10.5	H	3.0	34.7	1.0	-44.3	-13.0	-31.3	
7.410	-4.1	H	3.0	34.9	1.0	-38.0	-13.0	-25.0	
Mid Ch, 1880MHz									
3.760	-18.3	V	3.0	35.3	1.0	-52.6	-13.0	-39.6	
5.640	-12.6	V	3.0	34.7	1.0	-46.3	-13.0	-33.3	
7.520	-10.2	V	3.0	34.9	1.0	-44.2	-13.0	-31.2	
3.760	-19.2	H	3.0	35.3	1.0	-53.5	-13.0	-40.5	
5.640	-9.2	H	3.0	34.7	1.0	-42.9	-13.0	-29.9	
7.520	-8.6	H	3.0	34.9	1.0	-42.5	-13.0	-29.5	
High Ch, 1907.6MHz									
3.815	-15.9	V	3.0	35.3	1.0	-50.2	-13.0	-37.2	
5.723	-10.6	V	3.0	34.7	1.0	-44.4	-13.0	-31.4	
7.630	-6.3	V	3.0	34.9	1.0	-40.2	-13.0	-27.2	
3.815	-20.1	H	3.0	35.3	1.0	-54.4	-13.0	-41.4	
5.723	-10.6	H	3.0	34.7	1.0	-44.4	-13.0	-31.4	
7.630	-4.8	H	3.0	34.9	1.0	-38.8	-13.0	-25.8	

Rev. 03.03.09
Note: No other emissions were detected above the system noise floor.

UL VERIFICATION SERVICES INC. FORM NO: CCSUP4701I
47173 BENICIA STREET, FREMONT, CA 94538, USA TEL: (510) 771-1000 FAX: (510) 661-0888

This report shall not be reproduced except in full, without the written approval of UL Verification Services Inc.

Band

Band 5

HSDPA

UL Verification Services
Above 1GHz High Frequency Substitution Measurement

Company: Samsung
Project #: 14U19433
Date: 11/18/14
Test Engineer: J. Hsu
Configuration: EUT Y-pos/ AC Adapter/ Headset
Mode: HSDPA Band 5

Chamber	Pre-amplifer	Filter	Limit
3m Chamber	T34 8449B	Filter 1	Part 22

f GHz	SG reading (dBm)	Ant. Pol. (H/V)	Distance (m)	Preamp (dB)	Filter (dB)	EIRP (dBm)	Limit (dBm)	Delta (dB)	Notes
Low Ch, 826.4MHz									
1.653	-27.8	V	3.0	37.4	1.0	-64.2	-13.0	-51.2	
2.479	-24.7	V	3.0	36.4	1.0	-60.1	-13.0	-47.1	
3.306	-21.2	V	3.0	35.8	1.0	-56.0	-13.0	-43.0	
1.653	-24.4	H	3.0	37.4	1.0	-60.7	-13.0	-47.7	
2.479	-24.3	H	3.0	36.4	1.0	-59.7	-13.0	-46.7	
3.306	-19.7	H	3.0	35.8	1.0	-54.5	-13.0	-41.5	
Mid Ch, 836.6MHz									
1.673	-27.3	V	3.0	37.3	1.0	-63.7	-13.0	-50.7	
2.510	-22.6	V	3.0	36.4	1.0	-57.9	-13.0	-44.9	
3.346	-21.1	V	3.0	35.8	1.0	-55.8	-13.0	-42.8	
1.673	-27.9	H	3.0	37.3	1.0	-64.2	-13.0	-51.2	
2.510	-25.4	H	3.0	36.4	1.0	-60.7	-13.0	-47.7	
3.346	-21.6	H	3.0	35.8	1.0	-56.4	-13.0	-43.4	
High Ch, 846.6MHz									
1.693	-26.7	V	3.0	37.3	1.0	-63.0	-13.0	-50.0	
2.540	-23.0	V	3.0	36.3	1.0	-58.3	-13.0	-45.3	
3.386	-21.0	V	3.0	35.7	1.0	-55.7	-13.0	-42.7	
1.693	-28.3	H	3.0	37.3	1.0	-64.6	-13.0	-51.6	
2.540	-25.3	H	3.0	36.3	1.0	-60.6	-13.0	-47.6	
3.386	-22.2	H	3.0	35.7	1.0	-56.9	-13.0	-43.9	

Rev. 03.03.09
Note: No other emissions were detected above the system noise floor.

UL VERIFICATION SERVICES INC. FORM NO: CCSUP4701I
47173 BENICIA STREET, FREMONT, CA 94538, USA TEL: (510) 771-1000 FAX: (510) 661-0888

This report shall not be reproduced except in full, without the written approval of UL Verification Services Inc.

UL Verification Sevices, Inc.
Above 1GHz High Frequency Substitution Measurement

Company: Samsung
Project #: 14U19433
Date: 11/18/14
Test Engineer: O. Stoelting
Configuration: EUT X-pos w/ AC charger, headset (Sample 1999020)
Mode: REL99 B5 Harm

Chamber	Pre-amplifer	Filter	Limit
5m Chamber G	T34 8449B	Filter 1	Part 22

Band

Band 5

REL99

f GHz	SG reading (dBm)	Ant. Pol. (H/V)	Distance (m)	Preamp (dB)	Filter (dB)	EIRP (dBm)	Limit (dBm)	Delta (dB)	Notes
Low Ch, 826.4MHz									
1.653	-25.3	V	3.0	37.4	1.0	-61.6	-13.0	-48.6	
2.479	-20.9	V	3.0	36.4	1.0	-56.3	-13.0	-43.3	
3.306	-19.3	V	3.0	35.8	1.0	-54.1	-13.0	-41.1	
1.653	-22.9	H	3.0	37.4	1.0	-59.2	-13.0	-46.2	
2.479	-23.4	H	3.0	36.4	1.0	-58.8	-13.0	-45.8	
3.306	-19.4	H	3.0	35.8	1.0	-54.2	-13.0	-41.2	
Mid Ch, 836.6MHz									
1.673	-23.6	V	3.0	37.3	1.0	-59.9	-13.0	-46.9	
2.510	-20.5	V	3.0	36.4	1.0	-55.9	-13.0	-42.9	
3.346	-19.2	V	3.0	35.8	1.0	-54.0	-13.0	-41.0	
1.673	-21.4	H	3.0	37.3	1.0	-57.7	-13.0	-44.7	
2.510	-22.9	H	3.0	36.4	1.0	-58.3	-13.0	-45.3	
3.346	-18.4	H	3.0	35.8	1.0	-53.1	-13.0	-40.1	
High Ch, 846.6MHz									
1.693	-22.9	V	3.0	37.3	1.0	-59.2	-13.0	-46.2	
2.540	-21.4	V	3.0	36.3	1.0	-56.7	-13.0	-43.7	
3.386	-19.0	V	3.0	35.7	1.0	-53.7	-13.0	-40.7	
1.693	-19.0	H	3.0	37.3	1.0	-55.3	-13.0	-42.3	
2.540	-22.8	H	3.0	36.3	1.0	-58.1	-13.0	-45.1	
3.386	-19.4	H	3.0	35.7	1.0	-54.1	-13.0	-41.1	

Rev. 03.03.09

UL VERIFICATION SERVICES INC. FORM NO: CCSUP4701I
47173 BENICIA STREET, FREMONT, CA 94538, USA TEL: (510) 771-1000 FAX: (510) 661-0888

This report shall not be reproduced except in full, without the written approval of UL Verification Services Inc.

UL Verification Services
Above 1GHz High Frequency Substitution Measurement

Company: Samsung
Project #: 14U19433
Date: 11/18/14
Test Engineer: J. Hsu
Configuration: EUT Y-pos/ AC Adapter/ Headset
Mode: EGPRS1900

Chamber	Pre-amplifer	Filter	Limit
3m Chamber	T34 8449B	Filter 1	Part 24

Band

GSM1900

EGPRS

f GHz	SG reading (dBm)	Ant. Pol. (H/V)	Distance (m)	Preamp (dB)	Filter (dB)	EIRP (dBm)	Limit (dBm)	Delta (dB)	Notes
Low Ch, 1850.2MHz									
3.700	-18.2	V	3.0	35.4	1.0	-52.6	-13.0	-39.6	
5.551	-11.8	V	3.0	34.7	1.0	-45.6	-13.0	-32.6	
7.401	-11.8	V	3.0	34.9	1.0	-45.7	-13.0	-32.7	
3.700	-19.8	H	3.0	35.4	1.0	-54.2	-13.0	-41.2	
5.551	-11.2	H	3.0	34.7	1.0	-44.9	-13.0	-31.9	
7.401	-10.6	H	3.0	34.9	1.0	-44.5	-13.0	-31.5	
Mid Ch, 1880.0MHz									
3.760	-19.6	V	3.0	35.3	1.0	-53.9	-13.0	-40.9	
5.640	-13.1	V	3.0	34.7	1.0	-46.9	-13.0	-33.9	
7.520	-11.3	V	3.0	34.9	1.0	-45.2	-13.0	-32.2	
3.760	-17.4	H	3.0	35.3	1.0	-51.8	-13.0	-38.8	
5.640	-10.7	H	3.0	34.7	1.0	-44.4	-13.0	-31.4	
7.520	-10.6	H	3.0	34.9	1.0	-44.5	-13.0	-31.5	
High Ch, 1909.8MHz									
3.820	-19.6	V	3.0	35.3	1.0	-53.9	-13.0	-40.9	
5.729	-11.6	V	3.0	34.7	1.0	-45.4	-13.0	-32.4	
7.639	-12.4	V	3.0	35.0	1.0	-46.3	-13.0	-33.3	
3.820	-19.2	H	3.0	35.3	1.0	-53.5	-13.0	-40.5	
5.729	-11.3	H	3.0	34.7	1.0	-45.0	-13.0	-32.0	
7.639	-10.7	H	3.0	35.0	1.0	-44.7	-13.0	-31.7	

Rev. 03.03.09
Note: No other emissions were detected above the system noise floor.

UL VERIFICATION SERVICES INC. FORM NO: CCSUP4701I
47173 BENICIA STREET, FREMONT, CA 94538, USA TEL: (510) 771-1000 FAX: (510) 661-0888

This report shall not be reproduced except in full, without the written approval of UL Verification Services Inc.

UL Verification Services
Above 1GHz High Frequency Substitution Measurement

Company: Samsung
Project #: 14U19433
Date: 11/18/14
Test Engineer: J. Hsu
Configuration: EUT Y-pos/ AC Adapter/ Headset
Mode: GPRS1900

Chamber	Pre-amplifer	Filter	Limit
3m Chamber	T34 8449B	Filter 1	Part 24

Band

GSM1900

GPRS

f GHz	SG reading (dBm)	Ant. Pol. (H/V)	Distance (m)	Preamp (dB)	Filter (dB)	EIRP (dBm)	Limit (dBm)	Delta (dB)	Notes
Low Ch, 1850.2MHz									
3.700	-16.8	V	3.0	35.4	1.0	-51.2	-13.0	-38.2	
5.551	-12.2	V	3.0	34.7	1.0	-46.0	-13.0	-33.0	
7.401	-11.6	V	3.0	34.9	1.0	-45.5	-13.0	-32.5	
3.700	-19.6	H	3.0	35.4	1.0	-54.0	-13.0	-41.0	
5.551	-10.6	H	3.0	34.7	1.0	-44.3	-13.0	-31.3	
7.401	-10.3	H	3.0	34.9	1.0	-44.2	-13.0	-31.2	
Mid Ch, 1880.0MHz									
3.760	-19.0	V	3.0	35.3	1.0	-53.3	-13.0	-40.3	
5.640	-11.6	V	3.0	34.7	1.0	-45.3	-13.0	-32.3	
7.520	-11.3	V	3.0	34.9	1.0	-45.3	-13.0	-32.3	
3.760	-17.7	H	3.0	35.3	1.0	-52.1	-13.0	-39.1	
5.640	-11.6	H	3.0	34.7	1.0	-45.4	-13.0	-32.4	
7.520	-10.6	H	3.0	34.9	1.0	-44.5	-13.0	-31.5	
High Ch, 1909.8MHz									
3.820	-19.4	V	3.0	35.3	1.0	-53.7	-13.0	-40.7	
5.729	-11.6	V	3.0	34.7	1.0	-45.3	-13.0	-32.3	
7.639	-11.8	V	3.0	35.0	1.0	-45.8	-13.0	-32.8	
3.820	-19.0	H	3.0	35.3	1.0	-53.3	-13.0	-40.3	
5.729	-11.1	H	3.0	34.7	1.0	-44.8	-13.0	-31.8	
7.639	-10.7	H	3.0	35.0	1.0	-44.6	-13.0	-31.6	

Rev. 03.03.09
Note: No other emissions were detected above the system noise floor.

UL VERIFICATION SERVICES INC. FORM NO: CCSUP4701I
47173 BENICIA STREET, FREMONT, CA 94538, USA TEL: (510) 771-1000 FAX: (510) 661-0888

This report shall not be reproduced except in full, without the written approval of UL Verification Services Inc.

UL Verification Services
Above 1GHz High Frequency Substitution Measurement

Company: Samsung
Project #: 14U19433
Date: 11/18/14
Test Engineer: J. Hsu
Configuration: EUT Y-pos/ AC Adapter/ Headset
Mode: EGPRS850

Chamber	Pre-amplifer	Filter	Limit
3m Chamber	T34 8449B	Filter 1	Part 22

Band

GSM850

EGPRS

f GHz	SG reading (dBm)	Ant. Pol. (H/V)	Distance (m)	Preamp (dB)	Filter (dB)	EIRP (dBm)	Limit (dBm)	Delta (dB)	Notes
Low Ch, 824.2MHz									
1.648	-14.4	V	3.0	37.4	1.0	-50.8	-13.0	-37.8	
2.473	-7.9	V	3.0	36.4	1.0	-43.3	-13.0	-30.3	
3.297	-14.7	V	3.0	35.8	1.0	-49.5	-13.0	-36.5	
1.648	-17.2	H	3.0	37.4	1.0	-53.6	-13.0	-40.6	
2.473	-17.6	H	3.0	36.4	1.0	-52.9	-13.0	-39.9	
3.297	-20.3	H	3.0	35.8	1.0	-55.1	-13.0	-42.1	
Mid Ch, 836.6MHz									
1.673	-14.6	V	3.0	37.3	1.0	-50.9	-13.0	-37.9	
2.510	-5.3	V	3.0	36.4	1.0	-40.7	-13.0	-27.7	
3.346	-12.8	V	3.0	35.8	1.0	-47.5	-13.0	-34.5	
1.673	-13.0	H	3.0	37.3	1.0	-49.4	-13.0	-36.4	
2.510	-14.5	H	3.0	36.4	1.0	-49.8	-13.0	-36.8	
3.346	-14.7	H	3.0	35.8	1.0	-49.4	-13.0	-36.4	
High Ch, 848.8MHz									
1.698	-18.8	V	3.0	37.3	1.0	-55.1	-13.0	-42.1	
2.546	-19.1	V	3.0	36.3	1.0	-54.4	-13.0	-41.4	
3.395	-20.5	V	3.0	35.7	1.0	-55.2	-13.0	-42.2	
1.698	-18.1	H	3.0	37.3	1.0	-54.4	-13.0	-41.4	
2.546	-14.6	H	3.0	36.3	1.0	-49.9	-13.0	-36.9	
3.395	-20.3	H	3.0	35.7	1.0	-55.0	-13.0	-42.0	

Rev. 03.03.09
Note: No other emissions were detected above the system noise floor.

UL VERIFICATION SERVICES INC. FORM NO: CCSUP4701I
47173 BENICIA STREET, FREMONT, CA 94538, USA TEL: (510) 771-1000 FAX: (510) 661-0888

This report shall not be reproduced except in full, without the written approval of UL Verification Services Inc.

UL Verification Services
Above 1GHz High Frequency Substitution Measurement

Company: Samsung
Project #: 14U19433
Date: 11/18/14
Test Engineer: J. Hsu
Configuration: EUT Y-pos/ AC Adapter/ Headset
Mode: GPRS850

Chamber	Pre-amplifer	Filter	Limit
3m Chamber	T34 8449B	Filter 1	Part 22

Band

GSM850

GPRS

f GHz	SG reading (dBm)	Ant. Pol. (H/V)	Distance (m)	Preamp (dB)	Filter (dB)	EIRP (dBm)	Limit (dBm)	Delta (dB)	Notes
Low Ch, 824.2MHz									
1.648	-17.2	V	3.0	37.4	1.0	-53.6	-13.0	-40.6	
2.473	-19.9	V	3.0	36.4	1.0	-55.3	-13.0	-42.3	
3.297	-19.6	V	3.0	35.8	1.0	-54.4	-13.0	-41.4	
1.648	-15.4	H	3.0	37.4	1.0	-51.8	-13.0	-38.8	
2.473	-18.4	H	3.0	36.4	1.0	-53.8	-13.0	-40.8	
3.297	-20.1	H	3.0	35.8	1.0	-54.9	-13.0	-41.9	
Mid Ch, 836.6MHz									
1.673	-14.3	V	3.0	37.3	1.0	-50.6	-13.0	-37.6	
2.510	-5.5	V	3.0	36.4	1.0	-40.9	-13.0	-27.9	
3.346	-12.5	V	3.0	35.8	1.0	-47.2	-13.0	-34.2	
1.673	-13.1	H	3.0	37.3	1.0	-49.5	-13.0	-36.5	
2.510	-14.3	H	3.0	36.4	1.0	-49.7	-13.0	-36.7	
3.346	-14.9	H	3.0	35.8	1.0	-49.7	-13.0	-36.7	
High Ch, 848.8MHz									
1.698	-18.6	V	3.0	37.3	1.0	-54.9	-13.0	-41.9	
2.546	-18.4	V	3.0	36.3	1.0	-53.7	-13.0	-40.7	
3.395	-20.3	V	3.0	35.7	1.0	-55.0	-13.0	-42.0	
1.698	-18.0	H	3.0	37.3	1.0	-54.3	-13.0	-41.3	
2.546	-14.8	H	3.0	36.3	1.0	-50.1	-13.0	-37.1	
3.395	-20.6	H	3.0	35.7	1.0	-55.3	-13.0	-42.3	

Rev. 03.03.09
Note: No other emissions were detected above the system noise floor.

UL VERIFICATION SERVICES INC. FORM NO: CCSUP4701I
47173 BENICIA STREET, FREMONT, CA 94538, USA TEL: (510) 771-1000 FAX: (510) 661-0888

This report shall not be reproduced except in full, without the written approval of UL Verification Services Inc.

UL Verification Services
Above 1GHz High Frequency Substitution Measurement

Company: Samsung
Project #: 14U19433
Date: 11/17/14
Test Engineer: L. Lara
Configuration: EUT w/ AC Adaptor + HS, Y-pos
Mode: LTE5 16QAM 10MHz Harm

Chamber	Pre-amplifer	Filter	Limit
5m Chamber C	T34 8449B	Filter 1	Part 22

Band
LTE5
10MHz
16QAM

f GHz	SG reading (dBm)	Ant. Pol. (H/V)	Distance (m)	Preamp (dB)	Filter (dB)	EIRP (dBm)	Limit (dBm)	Delta (dB)	Notes
Low Ch, 829MHz									
1.658	-11.5	V	3.0	37.4	1.0	-47.9	-13.0	-34.9	
2.487	-13.5	V	3.0	36.4	1.0	-48.9	-13.0	-35.9	
3.316	-10.9	V	3.0	35.8	1.0	-45.7	-13.0	-32.7	
1.658	-17.5	H	3.0	37.4	1.0	-53.9	-13.0	-40.9	
2.487	-15.6	H	3.0	36.4	1.0	-51.0	-13.0	-38.0	
3.316	-10.3	H	3.0	35.8	1.0	-45.1	-13.0	-32.1	
Mid Ch, 836.5MHz									
1.673	-8.4	V	3.0	37.3	1.0	-44.7	-13.0	-31.7	
2.510	-13.3	V	3.0	36.4	1.0	-48.7	-13.0	-35.7	
3.346	-10.7	V	3.0	35.8	1.0	-45.5	-13.0	-32.5	
1.673	-17.4	H	3.0	37.3	1.0	-53.8	-13.0	-40.8	
2.510	-15.4	H	3.0	36.4	1.0	-50.7	-13.0	-37.7	
3.346	-9.9	H	3.0	35.8	1.0	-44.6	-13.0	-31.6	
High Ch, 844MHz									
1.688	-8.8	V	3.0	37.3	1.0	-45.1	-13.0	-32.1	
2.532	-13.6	V	3.0	36.3	1.0	-48.9	-13.0	-35.9	
3.376	-11.3	V	3.0	35.7	1.0	-46.0	-13.0	-33.0	
1.688	-17.4	H	3.0	37.3	1.0	-53.7	-13.0	-40.7	
2.532	-15.4	H	3.0	36.3	1.0	-50.8	-13.0	-37.8	
3.376	-10.4	H	3.0	35.7	1.0	-45.2	-13.0	-32.2	

Rev. 03.03.09
Note: No other emissions were detected above the system noise floor.

UL VERIFICATION SERVICES INC. FORM NO: CCSUP4701I
47173 BENICIA STREET, FREMONT, CA 94538, USA TEL: (510) 771-1000 FAX: (510) 661-0888

This report shall not be reproduced except in full, without the written approval of UL Verification Services Inc.

UL Verification Services
Above 1GHz High Frequency Substitution Measurement

Company: Samsung
Project #: 14U19433
Date: 11/17/14
Test Engineer: L. Lara
Configuration: EUT w/ AC Adaptor + HS, Y-pos
Mode: LTE5 QPSK 10MHz Harm

Chamber	Pre-amplifer	Filter	Limit
5m Chamber C	T34 8449B	Filter 1	Part 22

Band: LTE5 10MHz QPSK

f GHz	SG reading (dBm)	Ant. Pol. (H/V)	Distance (m)	Preamp (dB)	Filter (dB)	EIRP (dBm)	Limit (dBm)	Delta (dB)	Notes
Low Ch, 829MHz									
1.658	-7.6	V	3.0	37.4	1.0	-44.0	-13.0	-31.0	
2.487	-13.6	V	3.0	36.4	1.0	-48.9	-13.0	-35.9	
3.316	-10.5	V	3.0	35.8	1.0	-45.3	-13.0	-32.3	
1.658	-16.9	H	3.0	37.4	1.0	-53.2	-13.0	-40.2	
2.487	-15.5	H	3.0	36.4	1.0	-50.9	-13.0	-37.9	
3.316	-10.8	H	3.0	35.8	1.0	-45.5	-13.0	-32.5	
Mid Ch, 836.5MHz									
1.673	-12.1	V	3.0	37.3	1.0	-48.4	-13.0	-35.4	
2.510	-14.2	V	3.0	36.4	1.0	-49.5	-13.0	-36.5	
3.346	-11.3	V	3.0	35.8	1.0	-46.0	-13.0	-33.0	
1.673	92.0	H	3.0	37.3	1.0	55.6	-13.0	68.6	
2.510	-14.7	H	3.0	36.4	1.0	-50.1	-13.0	-37.1	
3.346	-10.9	H	3.0	35.8	1.0	-45.7	-13.0	-32.7	
High Ch, 844MHz									
1.688	-12.5	V	3.0	37.3	1.0	-48.8	-13.0	-35.8	
2.532	-13.2	V	3.0	36.3	1.0	-48.6	-13.0	-35.6	
3.376	-11.3	V	3.0	35.7	1.0	-46.0	-13.0	-33.0	
1.688	-17.3	H	3.0	37.3	1.0	-53.6	-13.0	-40.6	
2.532	-15.0	H	3.0	36.3	1.0	-50.3	-13.0	-37.3	
3.376	-10.5	H	3.0	35.7	1.0	-45.3	-13.0	-32.3	

Rev. 03.03.09
Note: No other emissions were detected above the system noise floor.

UL VERIFICATION SERVICES INC. FORM NO: CCSUP4701I
47173 BENICIA STREET, FREMONT, CA 94538, USA TEL: (510) 771-1000 FAX: (510) 661-0888

This report shall not be reproduced except in full, without the written approval of UL Verification Services Inc.

UL Verification Services
Above 1GHz High Frequency Substitution Measurement

Company: Samsung
Project #: 14U19433
Date: 11/17/14
Test Engineer: L. Lara
Configuration: EUT w/ AC Adaptor + HS, Y-pos
Mode: LTE5 16QAM 5MHz Harm

Chamber	Pre-amplifer	Filter	Limit
5m Chamber C	T34 8449B	Filter 1	Part 22

Band: LTE5 5MHz 16QAM

f GHz	SG reading (dBm)	Ant. Pol. (H/V)	Distance (m)	Preamp (dB)	Filter (dB)	EIRP (dBm)	Limit (dBm)	Delta (dB)	Notes
Low Ch, 826.5MHz									
1.653	-8.5	V	3.0	37.4	1.0	-44.8	-13.0	-31.8	
2.480	-14.0	V	3.0	36.4	1.0	-49.3	-13.0	-36.3	
3.306	-10.4	V	3.0	35.8	1.0	-45.2	-13.0	-32.2	
1.653	-16.8	H	3.0	37.4	1.0	-53.2	-13.0	-40.2	
2.480	-14.6	H	3.0	36.4	1.0	-50.0	-13.0	-37.0	
3.306	-11.1	H	3.0	35.8	1.0	-45.9	-13.0	-32.9	
Mid Ch, 836.5MHz									
1.673	-5.3	V	3.0	37.3	1.0	-41.7	-13.0	-28.7	
2.510	-12.7	V	3.0	36.4	1.0	-48.1	-13.0	-35.1	
3.346	-9.7	V	3.0	35.8	1.0	-44.5	-13.0	-31.5	
1.673	-16.0	H	3.0	37.3	1.0	-52.4	-13.0	-39.4	
2.510	-15.7	H	3.0	36.4	1.0	-51.1	-13.0	-38.1	
3.346	-10.9	H	3.0	35.8	1.0	-45.7	-13.0	-32.7	
High Ch, 846.5MHz									
1.693	-10.0	V	3.0	37.3	1.0	-46.3	-13.0	-33.3	
2.540	-12.8	V	3.0	36.3	1.0	-48.2	-13.0	-35.2	
3.386	-9.3	V	3.0	35.7	1.0	-44.0	-13.0	-31.0	
1.693	-17.3	H	3.0	37.3	1.0	-53.6	-13.0	-40.6	
2.540	-15.3	H	3.0	36.3	1.0	-50.7	-13.0	-37.7	
3.386	-11.2	H	3.0	35.7	1.0	-45.9	-13.0	-32.9	

Rev. 03.03.09
Note: No other emissions were detected above the system noise floor.

UL VERIFICATION SERVICES INC. FORM NO: CCSUP4701I
47173 BENICIA STREET, FREMONT, CA 94538, USA TEL: (510) 771-1000 FAX: (510) 661-0888

This report shall not be reproduced except in full, without the written approval of UL Verification Services Inc.

UL Verification Services
Above 1GHz High Frequency Substitution Measurement

Company: Samsung
Project #: 14U19433
Date: 11/17/14
Test Engineer: L. Lara
Configuration: EUT w/ AC Adaptor + HS, Y-pos
Mode: LTE5 QPSK 5MHz Harm

Chamber	Pre-amplifer	Filter	Limit
5m Chamber C	T34 8449B	Filter 1	Part 22

Band
LTE5
5MHz
QPSK

f GHz	SG reading (dBm)	Ant. Pol. (H/V)	Distance (m)	Preamp (dB)	Filter (dB)	EIRP (dBm)	Limit (dBm)	Delta (dB)	Notes
Low Ch, 826.5MHz									
1.653	-7.1	V	3.0	37.4	1.0	-43.4	-13.0	-30.4	
2.480	-13.2	V	3.0	36.4	1.0	-48.6	-13.0	-35.6	
3.306	-10.5	V	3.0	35.8	1.0	-45.3	-13.0	-32.3	
1.653	-17.7	H	3.0	37.4	1.0	-54.0	-13.0	-41.0	
2.480	-15.5	H	3.0	36.4	1.0	-50.9	-13.0	-37.9	
3.306	-10.7	H	3.0	35.8	1.0	-45.5	-13.0	-32.5	
Mid Ch, 836.5MHz									
1.673	-3.9	V	3.0	37.3	1.0	-40.3	-13.0	-27.3	
2.510	-12.5	V	3.0	36.4	1.0	-47.9	-13.0	-34.9	
3.346	-10.7	V	3.0	35.8	1.0	-45.5	-13.0	-32.5	
1.673	-17.2	H	3.0	37.3	1.0	-53.6	-13.0	-40.6	
2.510	-14.2	H	3.0	36.4	1.0	-49.5	-13.0	-36.5	
3.346	-9.0	H	3.0	35.8	1.0	-43.8	-13.0	-30.8	
High Ch, 846.5MHz									
1.693	-9.5	V	3.0	37.3	1.0	-45.8	-13.0	-32.8	
2.540	-13.6	V	3.0	36.3	1.0	-48.9	-13.0	-35.9	
3.386	-11.0	V	3.0	35.7	1.0	-45.7	-13.0	-32.7	
1.693	-16.9	H	3.0	37.3	1.0	-53.2	-13.0	-40.2	
2.540	-14.8	H	3.0	36.3	1.0	-50.1	-13.0	-37.1	
3.386	-10.3	H	3.0	35.7	1.0	-45.0	-13.0	-32.0	

Rev. 03.03.09
Note: No other emissions were detected above the system noise floor.

UL VERIFICATION SERVICES INC. FORM NO: CCSUP4701I
47173 BENICIA STREET, FREMONT, CA 94538, USA TEL: (510) 771-1000 FAX: (510) 661-0888

This report shall not be reproduced except in full, without the written approval of UL Verification Services Inc.

UL Verification Services
Above 1GHz High Frequency Substitution Measurement

Company: Samsung
Project #: 14U19433
Date: 11/17/14
Test Engineer: L. Lara
Configuration: EUT w/ AC Adaptor + HS, Y-pos
Mode: LTE5 16QAM 3MHz Harm

Chamber	Pre-amplifer	Filter	Limit
5m Chamber C	T34 8449B	Filter 1	Part 22

Band: LTE5 3MHz 16QAM

f GHz	SG reading (dBm)	Ant. Pol. (H/V)	Distance (m)	Preamp (dB)	Filter (dB)	EIRP (dBm)	Limit (dBm)	Delta (dB)	Notes
Low Ch, 825.5MHz									
1.651	-15.3	V	3.0	37.4	1.0	-51.7	-13.0	-38.7	
2.477	-14.4	V	3.0	36.4	1.0	-49.7	-13.0	-36.7	
3.302	-11.7	V	3.0	35.8	1.0	-46.5	-13.0	-33.5	
1.651	-18.1	H	3.0	37.4	1.0	-54.5	-13.0	-41.5	
2.477	-16.5	H	3.0	36.4	1.0	-51.9	-13.0	-38.9	
3.302	-12.3	H	3.0	35.8	1.0	-47.1	-13.0	-34.1	
Mid Ch, 836.5MHz									
1.673	-9.5	V	3.0	37.3	1.0	-45.8	-13.0	-32.8	
2.510	-14.4	V	3.0	36.4	1.0	-49.8	-13.0	-36.8	
3.346	-12.5	V	3.0	35.8	1.0	-47.3	-13.0	-34.3	
1.673	-18.1	H	3.0	37.3	1.0	-54.4	-13.0	-41.4	
2.510	-16.6	H	3.0	36.4	1.0	-51.9	-13.0	-38.9	
3.346	-11.9	H	3.0	35.8	1.0	-46.7	-13.0	-33.7	
High Ch, 847.5MHz									
1.695	-11.3	V	3.0	37.3	1.0	-47.6	-13.0	-34.6	
2.543	-15.1	V	3.0	36.3	1.0	-50.4	-13.0	-37.4	
3.390	-12.2	V	3.0	35.7	1.0	-46.9	-13.0	-33.9	
1.695	-18.4	H	3.0	37.3	1.0	-54.7	-13.0	-41.7	
2.543	-16.2	H	3.0	36.3	1.0	-51.5	-13.0	-38.5	
3.390	-11.7	H	3.0	35.7	1.0	-46.4	-13.0	-33.4	

Rev. 03.03.09
Note: No other emissions were detected above the system noise floor.

UL VERIFICATION SERVICES INC. FORM NO: CCSUP4701I
47173 BENICIA STREET, FREMONT, CA 94538, USA TEL: (510) 771-1000 FAX: (510) 661-0888

This report shall not be reproduced except in full, without the written approval of UL Verification Services Inc.

UL Verification Services
Above 1GHz High Frequency Substitution Measurement

Company: Samsung
Project #: 14U19433
Date: 11/17/14
Test Engineer: L. Lara
Configuration: EUT w/ AC Adaptor + HS, Y-pos
Mode: LTE5 QPSK 3MHz Harm

Chamber	Pre-amplifer	Filter	Limit
5m Chamber C	T34 8449B	Filter 1	Part 22

Band
LTE5
3MHz
QPSK

f GHz	SG reading (dBm)	Ant. Pol. (H/V)	Distance (m)	Preamp (dB)	Filter (dB)	EIRP (dBm)	Limit (dBm)	Delta (dB)	Notes
Low Ch, 825.5MHz									
1.651	-7.1	V	3.0	37.4	1.0	-43.5	-13.0	-30.5	
2.477	-14.8	V	3.0	36.4	1.0	-50.2	-13.0	-37.2	
3.302	-11.9	V	3.0	35.8	1.0	-46.7	-13.0	-33.7	
1.651	-18.2	H	3.0	37.4	1.0	-54.5	-13.0	-41.5	
2.477	-16.4	H	3.0	36.4	1.0	-51.8	-13.0	-38.8	
3.302	-11.8	H	3.0	35.8	1.0	-46.6	-13.0	-33.6	
Mid Ch, 836.5MHz									
1.673	-8.1	V	3.0	37.3	1.0	-44.4	-13.0	-31.4	
2.510	-15.2	V	3.0	36.4	1.0	-50.6	-13.0	-37.6	
3.346	-12.1	V	3.0	35.8	1.0	-46.8	-13.0	-33.8	
1.673	-19.4	H	3.0	37.3	1.0	-55.8	-13.0	-42.8	
2.510	-17.1	H	3.0	36.4	1.0	-52.4	-13.0	-39.4	
3.346	-11.1	H	3.0	35.8	1.0	-45.8	-13.0	-32.8	
High Ch, 847.5MHz									
1.695	-11.0	V	3.0	37.3	1.0	-47.3	-13.0	-34.3	
2.543	-15.0	V	3.0	36.3	1.0	-50.3	-13.0	-37.3	
3.390	-10.8	V	3.0	35.7	1.0	-45.5	-13.0	-32.5	
1.695	-19.4	H	3.0	37.3	1.0	-55.7	-13.0	-42.7	
2.543	-16.6	H	3.0	36.3	1.0	-52.0	-13.0	-39.0	
3.390	-11.8	H	3.0	35.7	1.0	-46.6	-13.0	-33.6	

Rev. 03.03.09
Note: No other emissions were detected above the system noise floor.

UL VERIFICATION SERVICES INC. FORM NO: CCSUP4701I
47173 BENICIA STREET, FREMONT, CA 94538, USA TEL: (510) 771-1000 FAX: (510) 661-0888

This report shall not be reproduced except in full, without the written approval of UL Verification Services Inc.

UL Verification Services
Above 1GHz High Frequency Substitution Measurement

Company: Samsung
Project #: 14U19433
Date: 11/17/14
Test Engineer: L. Lara
Configuration: EUT w/ AC Adaptor + HS, Y-pos
Mode: LTE5 1.4MHz 16QAM HARM

Chamber	Pre-amplifer	Filter	Limit
5m Chamber C	T34 8449B	Filter 1	Part 22

Band: LTE5 1.4MHz 16QAM

f GHz	SG reading (dBm)	Ant. Pol. (H/V)	Distance (m)	Preamp (dB)	Filter (dB)	EIRP (dBm)	Limit (dBm)	Delta (dB)	Notes
Low Ch, 824.7MHz									
1.649	-16.9	V	3.0	37.4	1.0	-53.3	-13.0	-40.3	
2.474	-17.5	V	3.0	36.4	1.0	-52.9	-13.0	-39.9	
3.299	-15.3	V	3.0	35.8	1.0	-50.1	-13.0	-37.1	
1.649	-19.5	H	3.0	37.4	1.0	-55.9	-13.0	-42.9	
2.474	-19.4	H	3.0	36.4	1.0	-54.8	-13.0	-41.8	
3.299	-14.5	H	3.0	35.8	1.0	-49.3	-13.0	-36.3	
Mid Ch, 836.5MHz									
1.673	-21.3	V	3.0	37.3	1.0	-57.6	-13.0	-44.6	
2.510	-17.6	V	3.0	36.4	1.0	-52.9	-13.0	-39.9	
3.346	-14.6	V	3.0	35.8	1.0	-49.3	-13.0	-36.3	
1.673	-19.9	H	3.0	37.3	1.0	-56.2	-13.0	-43.2	
2.510	-20.1	H	3.0	36.4	1.0	-55.5	-13.0	-42.5	
3.346	-15.5	H	3.0	35.8	1.0	-50.3	-13.0	-37.3	
High Ch, 848.3MHz									
1.697	-16.0	V	3.0	37.3	1.0	-52.3	-13.0	-39.3	
2.545	-17.6	V	3.0	36.3	1.0	-53.0	-13.0	-40.0	
3.393	-15.1	V	3.0	35.7	1.0	-49.8	-13.0	-36.8	
1.697	-19.8	H	3.0	37.3	1.0	-56.1	-13.0	-43.1	
2.545	-19.4	H	3.0	36.3	1.0	-54.7	-13.0	-41.7	
3.393	-12.3	H	3.0	35.7	1.0	-47.0	-13.0	-34.0	

Rev. 03.03.09
Note: No other emissions were detected above the system noise floor.

UL VERIFICATION SERVICES INC. FORM NO: CCSUP4701I
47173 BENICIA STREET, FREMONT, CA 94538, USA TEL: (510) 771-1000 FAX: (510) 661-0888

This report shall not be reproduced except in full, without the written approval of UL Verification Services Inc.

UL Verification Services
Above 1GHz High Frequency Substitution Measurement

Company: Samsung
Project #: 14U19433
Date: 11/17/14
Test Engineer: L. Lara
Configuration: EUT w/ AC Adaptor + HS, Y-pos
Mode: LTE5 1.4MHz QPSK HARM

Chamber	Pre-amplifer	Filter	Limit
5m Chamber C	T34 8449B	Filter 1	Part 22

Band: LTE5 1.4MHz QPSK

f GHz	SG reading (dBm)	Ant. Pol. (H/V)	Distance (m)	Preamp (dB)	Filter (dB)	EIRP (dBm)	Limit (dBm)	Delta (dB)	Notes
Low Ch, 824.7MHz									
1.649	-17.2	V	3.0	37.4	1.0	-53.6	-13.0	-40.6	
2.474	-17.7	V	3.0	36.4	1.0	-53.1	-13.0	-40.1	
3.299	-15.5	V	3.0	35.8	1.0	-50.3	-13.0	-37.3	
1.649	-18.8	H	3.0	37.4	1.0	-55.1	-13.0	-42.1	
2.474	-20.1	H	3.0	36.4	1.0	-55.5	-13.0	-42.5	
3.299	-15.7	H	3.0	35.8	1.0	-50.5	-13.0	-37.5	
Mid Ch, 836.5MHz									
1.673	-20.7	V	3.0	37.3	1.0	-57.1	-13.0	-44.1	
2.510	-17.6	V	3.0	36.4	1.0	-52.9	-13.0	-39.9	
3.346	-15.2	V	3.0	35.8	1.0	-49.9	-13.0	-36.9	
1.673	-19.4	H	3.0	37.3	1.0	-55.7	-13.0	-42.7	
2.510	-19.8	H	3.0	36.4	1.0	-55.2	-13.0	-42.2	
3.346	-14.8	H	3.0	35.8	1.0	-49.6	-13.0	-36.6	
High Ch, 848.3MHz									
1.697	-16.7	V	3.0	37.3	1.0	-53.0	-13.0	-40.0	
2.545	-17.9	V	3.0	36.3	1.0	-53.2	-13.0	-40.2	
3.393	-15.6	V	3.0	35.7	1.0	-50.3	-13.0	-37.3	
1.697	-19.3	H	3.0	37.3	1.0	-55.6	-13.0	-42.6	
2.545	-19.4	H	3.0	36.3	1.0	-54.8	-13.0	-41.8	
3.393	-15.2	H	3.0	35.7	1.0	-49.9	-13.0	-36.9	

Rev. 03.03.09
Note: No other emissions were detected above the system noise floor.

UL VERIFICATION SERVICES INC. FORM NO: CCSUP4701I
47173 BENICIA STREET, FREMONT, CA 94538, USA TEL: (510) 771-1000 FAX: (510) 661-0888

This report shall not be reproduced except in full, without the written approval of UL Verification Services Inc.