Mode	131	
	Harmonic	
	U-NII-2C_5.47-5.725_802.11a_CH100_5500MHz	
ANT	1+2	
Pol.	Horizontal	Vertical
14.47G ~14.5G Avg	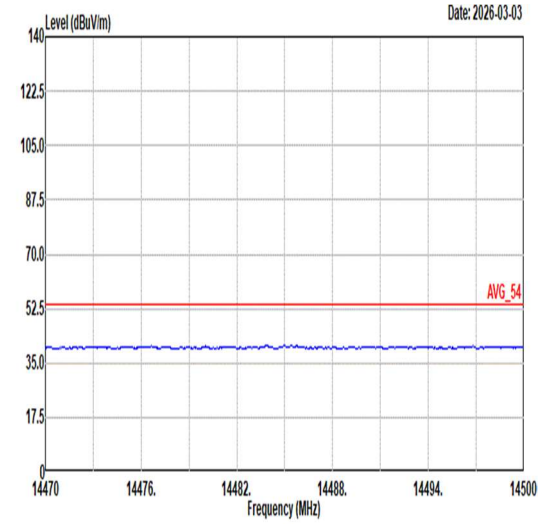 Site : 03CH11-HY Condition: AVG_54 3m 9120D_01620_250915 HORIZONTAL	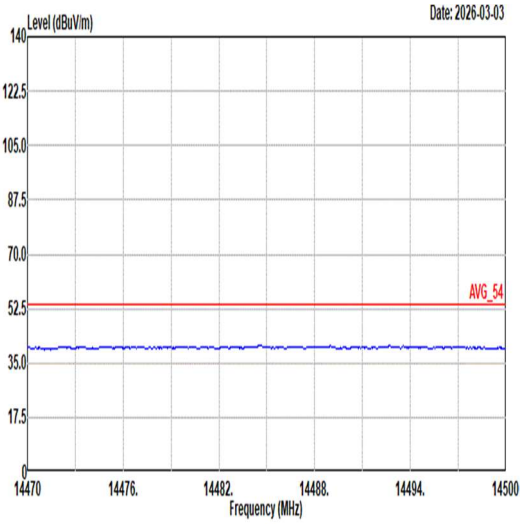 Site : 03CH11-HY Condition: AVG_54 3m 9120D_01620_250915 VERTICAL
17.7G ~18G Avg	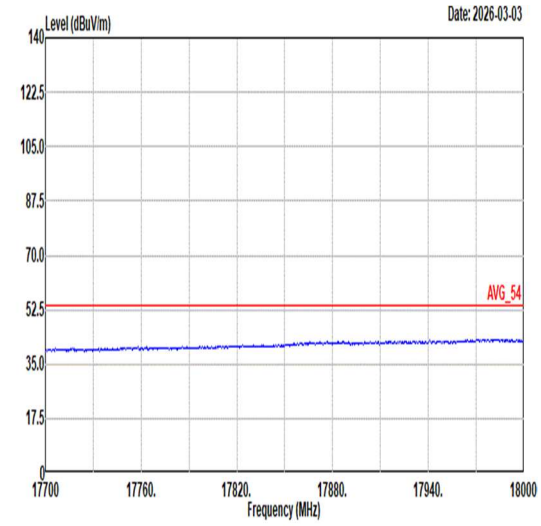 Site : 03CH11-HY Condition: AVG_54 3m 9120D_01620_250915 HORIZONTAL	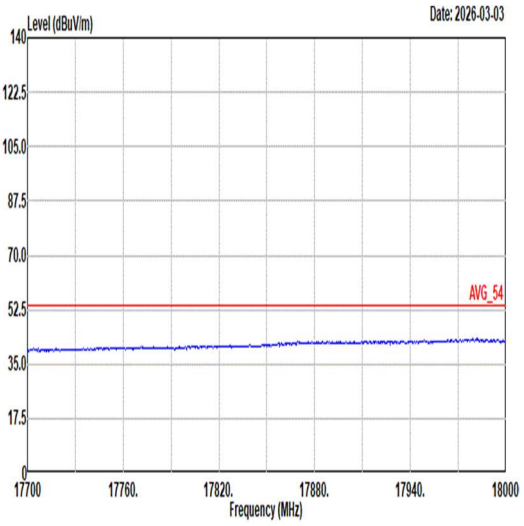 Site : 03CH11-HY Condition: AVG_54 3m 9120D_01620_250915 VERTICAL

Mode	132	
	Band Edge - L	
	U-NII-2C_5.47-5.725_802.11a_CH116_5580MHz	
ANT	1+2	
Pol.	Horizontal	Fundamental
Peak	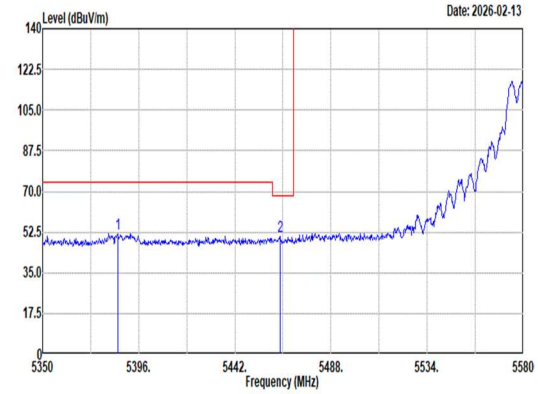 Site : 03CH11-HY Condition: PEAK_BE(UNII)_B3 3m 9120D_01620_250915 HORIZONTAL : RBW:1000.000kHz VBW:3000.000kHz SWT:Auto 1 5385.88 51.94 74.00 -22.06 42.18 32.86 9.66 32.76 0.00 265 0 Peak 2 5463.62 50.69 68.20 -17.51 40.70 32.83 9.90 32.74 0.00 265 0 Peak	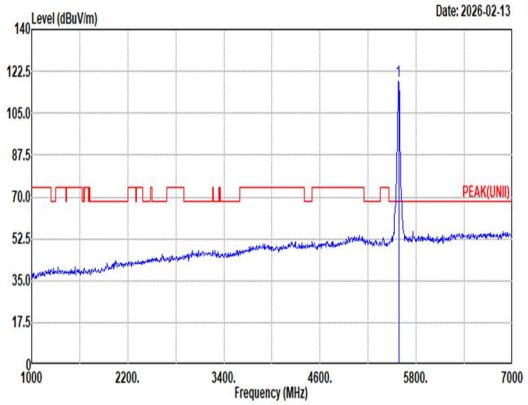 Site : 03CH11-HY Condition: PEAK(UNII) 3m 9120D_01620_250915 HORIZONTAL : RBW:1000.000kHz VBW:3000.000kHz SWT:Auto 1 5580.00 118.38 ------ ------ 108.07 32.76 10.31 32.76 0.00 265 0 Peak
Avg	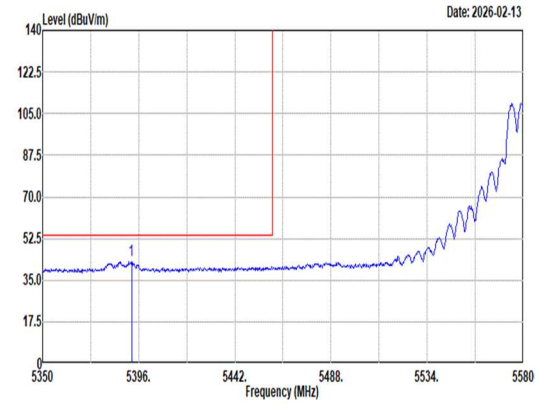 Site : 03CH11-HY Condition: AVG_BE(UNII)_B3 3m 9120D_01620_250915 HORIZONTAL : RBW:1000.000kHz VBW:3000.000kHz SWT:Auto 1 5392.55 43.14 54.00 -10.86 33.40 32.83 9.66 32.75 0.00 265 0 Average	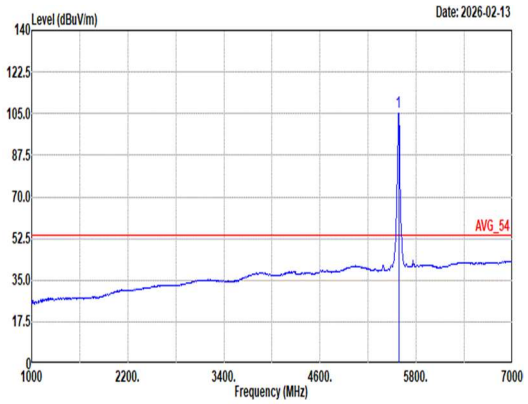 Site : 03CH11-HY Condition: AVG_54 3m 9120D_01620_250915 HORIZONTAL : RBW:1000.000kHz VBW:3000.000kHz SWT:Auto 1 5580.00 105.58 ------ ------ 95.26 32.74 10.34 32.76 0.00 265 0 Average

Mode	132	
	Band Edge - R	
	U-NII-2C_5.47-5.725_802.11a_CH116_5580MHz	
ANT	1+2	
Pol.	Horizontal	Fundamental
Peak	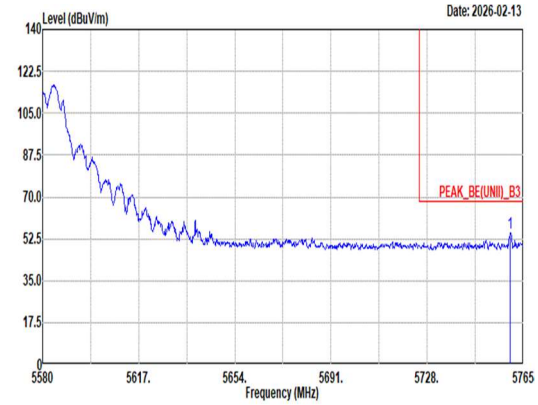 Site : 03CH11-HY Condition: PEAK_BE(UNII)_B3 3m 9120D_01620_250915 HORIZONTAL : RBW:1000.000kHz VBW:3000.000kHz SWT:Auto Limit Read Ant Cable Preamp Aux APos TPos Freq Level Line Margin Level Factor Loss Factor Factor Remark MHz dBuV/m dBuV/m dB dBuV dB/m dB dB dB cm deg 1 5760.01 55.09 68.20 -13.11 44.11 33.66 10.15 32.83 0.00 265 0 Peak	Blank

Mode	132
	Band Edge - L
	U-NII-2C_5.47-5.725_802.11a_CH116_5580MHz
ANT	1+2

Pol.	Vertical	Fundamental
Peak	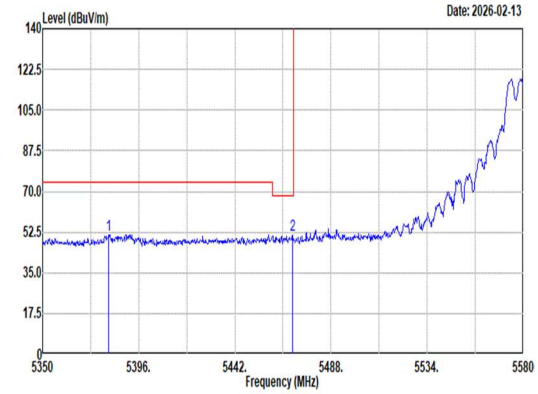 Site : 03CH11-HY Condition: PEAK_BE(UNII)_B3 3m 9120D_01620_250915 VERTICAL : RBW:1000.000kHz VBW:3000.000kHz SWT:Auto Freq Level Limit Line Margin Read Level Ant Factor Cable Loss Preamp Factor Aux Factor APos TPos Remark MHz dBuV/m dBuV/m dB dBuV dB/m dB dB dB cm deg 1 5381.74 51.45 74.00 -22.55 41.68 32.87 9.66 32.76 0.00 100 19 Peak 2 5469.60 51.28 68.20 -16.92 41.26 32.84 9.92 32.74 0.00 100 19 Peak	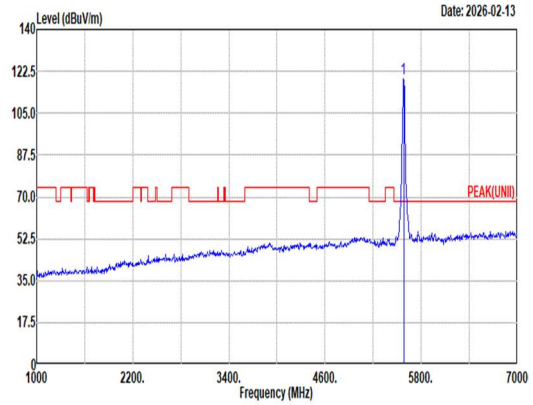 Site : 03CH11-HY Condition: PEAK(UNII) 3m 9120D_01620_250915 VERTICAL : RBW:1000.000kHz VBW:3000.000kHz SWT:Auto Freq Level Limit Line Margin Read Level Ant Factor Cable Loss Preamp Factor Aux Factor APos TPos Remark MHz dBuV/m dBuV/m dB dBuV dB/m dB dB dB cm deg 1 5580.00 119.35 ------ ------ 109.03 32.74 10.34 32.76 0.00 100 19 Peak
Avg	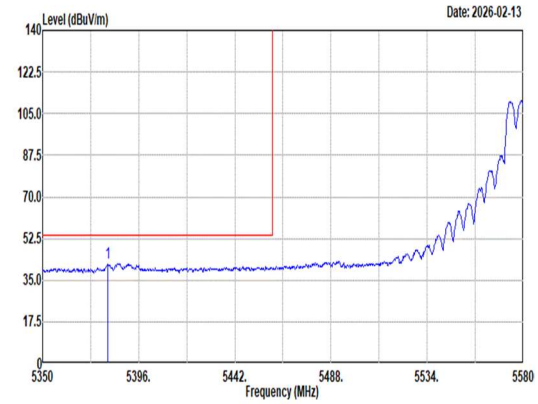 Site : 03CH11-HY Condition: AVG_BE(UNII)_B3 3m 9120D_01620_250915 VERTICAL : RBW:1000.000kHz VBW:3000.000kHz SWT:Auto Freq Level Limit Line Margin Read Level Ant Factor Cable Loss Preamp Factor Aux Factor APos TPos Remark MHz dBuV/m dBuV/m dB dBuV dB/m dB dB dB cm deg 1 5381.05 42.32 54.00 -11.68 32.54 32.88 9.66 32.76 0.00 100 19 Average	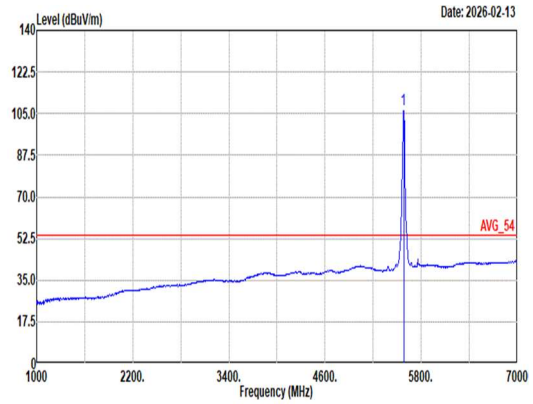 Site : 03CH11-HY Condition: AVG_54 3m 9120D_01620_250915 VERTICAL : RBW:1000.000kHz VBW:3000.000kHz SWT:Auto Freq Level Limit Line Margin Read Level Ant Factor Cable Loss Preamp Factor Aux Factor APos TPos Remark MHz dBuV/m dBuV/m dB dBuV dB/m dB dB dB cm deg 1 5580.00 106.54 ------ ------ 96.21 32.73 10.36 32.76 0.00 100 19 Average

Mode	132	
	Band Edge - R	
	U-NII-2C_5.47-5.725_802.11a_CH116_5580MHz	
ANT	1+2	
Pol.	Vertical	Fundamental
Peak	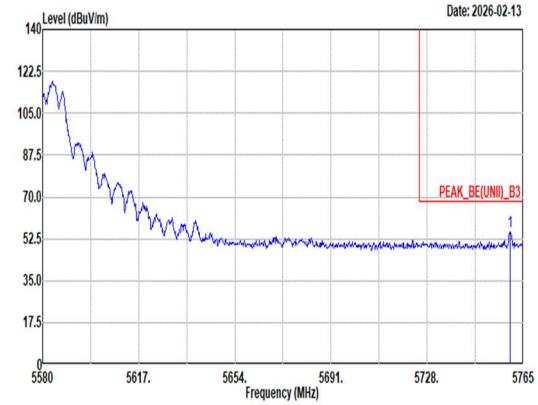 Site : 03CH11-HY Condition: PEAK_BE(UNII)_B3 3m 9120D_01620_250915 VERTICAL : RBW:1000.000kHz VBW:3000.000kHz SWT:Auto Limit Read Ant Cable Preamp Aux APos TPos Freq Level Line Margin Level Factor Loss Factor Factor Remark MHz dBuV/m dBuV/m dB dBuV dB/m dB dB dB cm deg 1 5760.01 55.54 68.20 -12.66 44.56 33.66 10.15 32.83 0.00 100 19 Peak	Blank

Mode	132	
	Harmonic	
	U-NII-2C_5.47-5.725_802.11a_CH116_5580MHz	
ANT	1+2	
Pol.	Horizontal	Vertical
Peak Avg	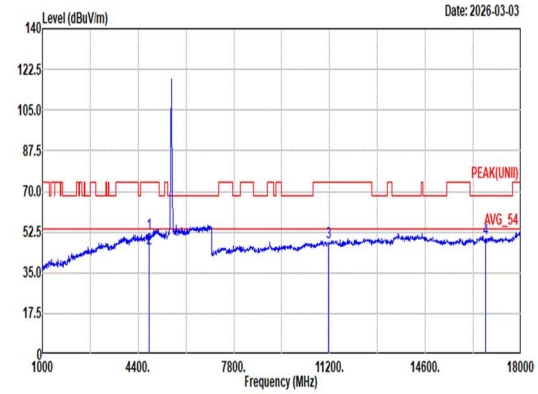 Site : 03CH11-HY Condition: PEAK(UNII) 3m 9120D_01620_250915 HORIZONTAL Freq Level Limit Line Margin Read Level Ant Factor Cable Loss Preamp Factor Aux Factor APos TPos Remark MHz dBuV/m dBuV/m dB dBuV dB/m dB dB dB cm deg 1 4798.00 51.90 74.00 -22.10 43.24 32.29 9.23 32.86 0.00 274 336 Peak 2 4798.00 45.29 54.00 -8.71 36.63 32.29 9.23 32.86 0.00 274 336 Average 3 11160.00 47.91 74.00 -26.09 58.57 38.70 17.18 66.92 0.38 -- -- Peak 4 16740.00 49.84 68.20 -18.36 57.37 37.82 21.37 67.12 0.40 -- -- Peak	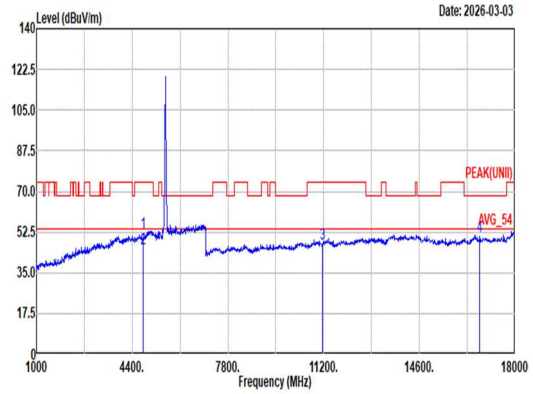 Site : 03CH11-HY Condition: PEAK(UNII) 3m 9120D_01620_250915 VERTICAL Freq Level Limit Line Margin Read Level Ant Factor Cable Loss Preamp Factor Aux Factor APos TPos Remark MHz dBuV/m dBuV/m dB dBuV dB/m dB dB dB cm deg 1 4798.00 52.35 74.00 -21.65 43.69 32.29 9.23 32.86 0.00 116 124 Peak 2 4798.00 45.60 54.00 -8.40 36.94 32.29 9.23 32.86 0.00 116 124 Average 3 11160.00 47.40 74.00 -26.60 58.06 38.70 17.18 66.92 0.38 -- -- Peak 4 16740.00 50.55 68.20 -17.65 58.08 37.82 21.37 67.12 0.40 -- -- Peak

Mode	132	
	Harmonic	
	U-NII-2C_5.47-5.725_802.11a_CH116_5580MHz	
ANT	1+2	
Pol.	Horizontal	Vertical
14.47G ~14.5G Avg	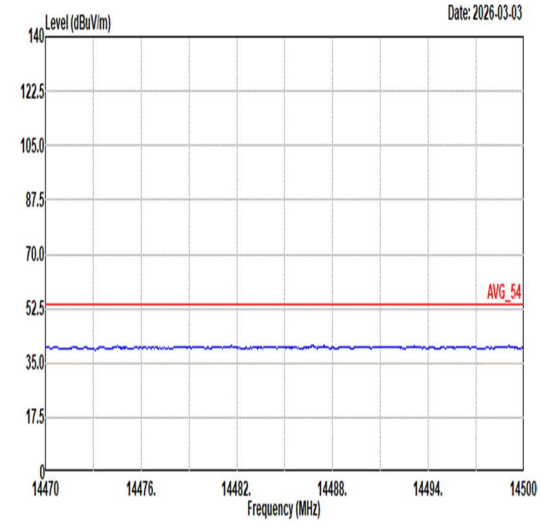 Site : 03CH11-HY Condition: AVG_54 3m 9120D_01620_250915 HORIZONTAL	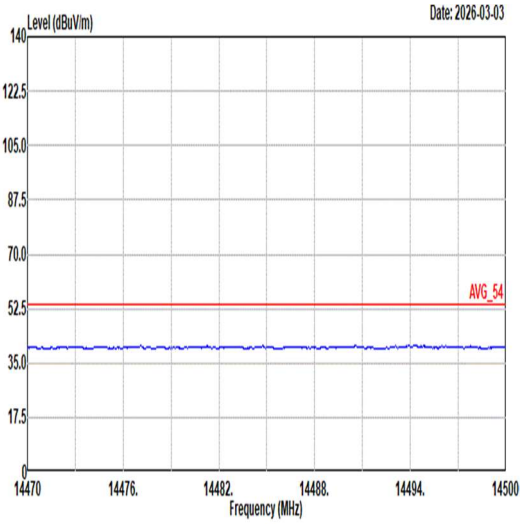 Site : 03CH11-HY Condition: AVG_54 3m 9120D_01620_250915 VERTICAL
17.7G ~18G Avg	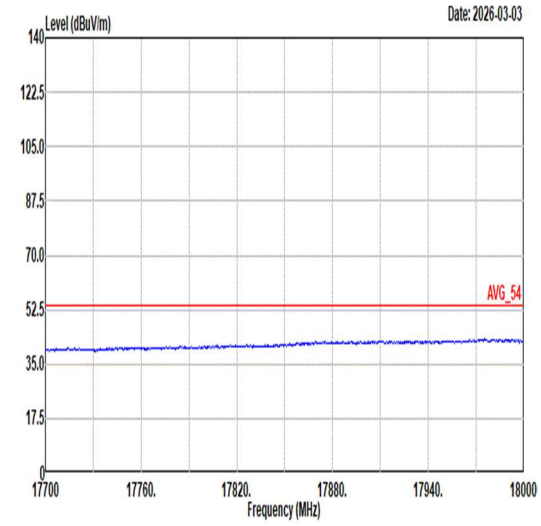 Site : 03CH11-HY Condition: AVG_54 3m 9120D_01620_250915 HORIZONTAL	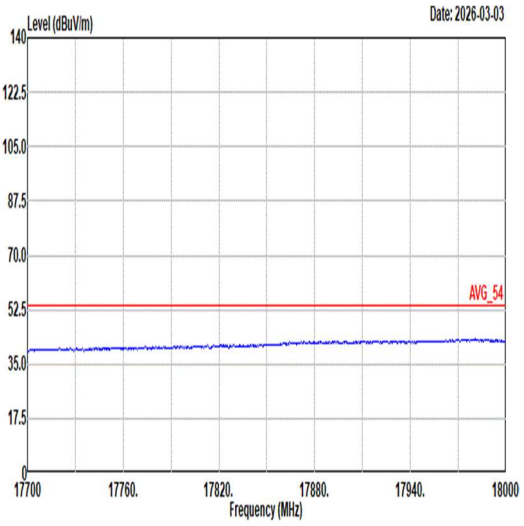 Site : 03CH11-HY Condition: AVG_54 3m 9120D_01620_250915 VERTICAL

Mode	133	
	Band Edge	
	U-NII-2C_5.47-5.725_802.11a_CH140_5700MHz	
ANT	1+2	
Pol.	Horizontal	Fundamental
Peak	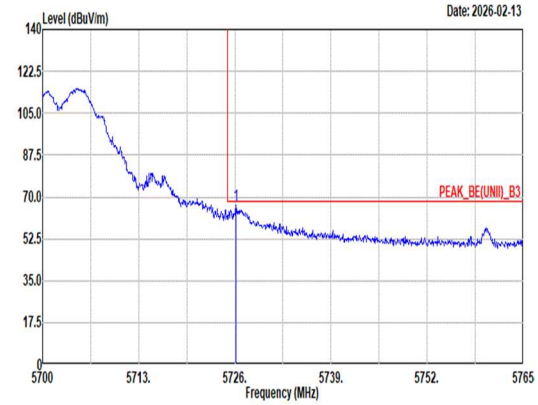 Site : 03CH11-HY Condition: PEAK_BE(UNII)_B3 3m 9120D_01620_250915 HORIZONTAL : RBW:1000.000kHz VBW:3000.000kHz SWT:Auto Freq Level Limit Line Margin Read Level Ant Factor Cable Loss Preamp Factor Aux Factor APos TPos Remark MHz dBuV/m dBuV/m dB dBuV dB/m dB dB dB cm deg 1 5726.20 66.40 68.20 -1.80 55.51 33.50 10.21 32.82 0.00 256 0 Peak	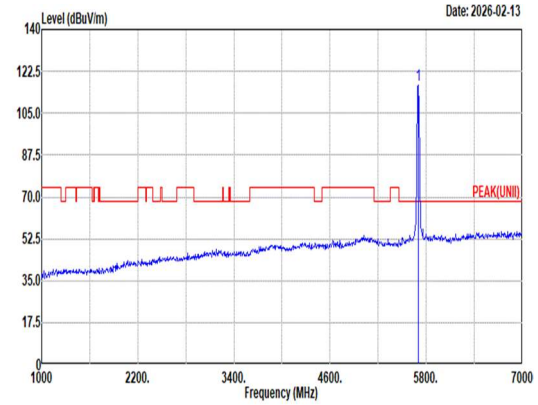 Site : 03CH11-HY Condition: PEAK(UNII) 3m 9120D_01620_250915 HORIZONTAL : RBW:1000.000kHz VBW:3000.000kHz SWT:Auto Freq Level Limit Line Margin Read Level Ant Factor Cable Loss Preamp Factor Aux Factor APos TPos Remark MHz dBuV/m dBuV/m dB dBuV dB/m dB dB dB cm deg 1 5700.00 116.90 ------ ------ 106.08 33.38 10.25 32.81 0.00 256 0 Peak
Avg	Blank	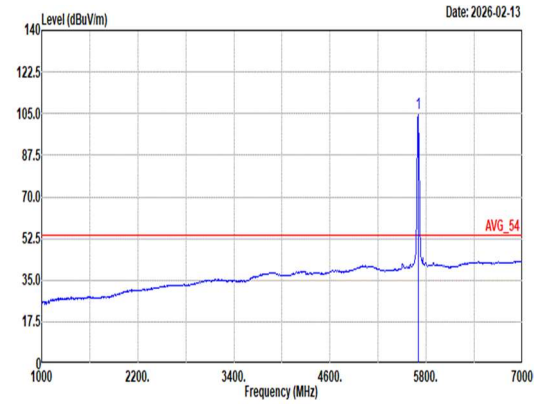 Site : 03CH11-HY Condition: AVG_54 3m 9120D_01620_250915 HORIZONTAL : RBW:1000.000kHz VBW:3000.000kHz SWT:Auto Freq Level Limit Line Margin Read Level Ant Factor Cable Loss Preamp Factor Aux Factor APos TPos Remark MHz dBuV/m dBuV/m dB dBuV dB/m dB dB dB cm deg 1 5700.00 105.18 ------ ------ 94.36 33.38 10.25 32.81 0.00 256 0 Average

Mode	133	
	Band Edge	
	U-NII-2C_5.47-5.725_802.11a_CH140_5700MHz	
ANT	1+2	
Pol.	Vertical	Fundamental
Peak	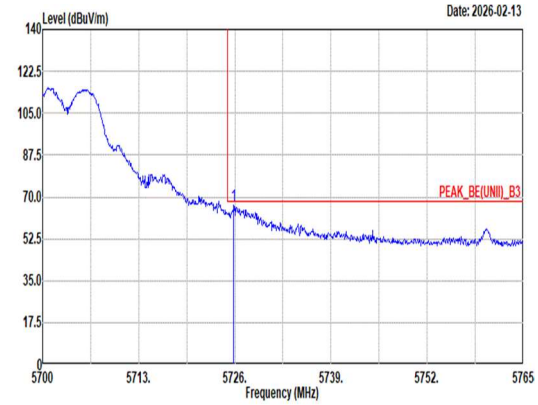 Site : 03CH11-HY Condition: PEAK_BE(UNII)_B3 3m 9120D_01620_250915 VERTICAL : RBW:1000.000kHz VBW:3000.000kHz SWT:Auto Freq Level Limit Line Margin Read Level Ant Factor Cable Loss Preamp Factor Aux Factor APos TPos Remark MHz dBuV/m dBuV/m dB dBuV dB/m dB dB dB cm deg 1 5725.87 66.52 68.20 -1.68 55.63 33.50 10.21 32.82 0.00 100 25 Peak	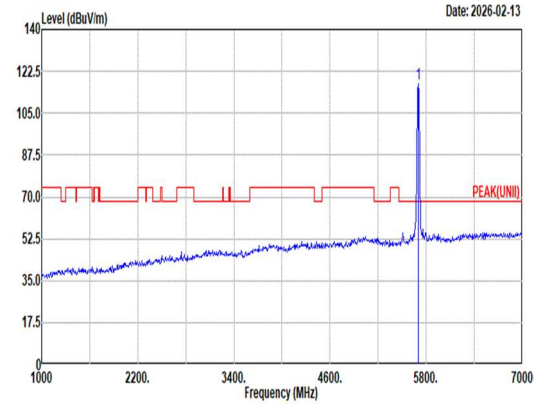 Site : 03CH11-HY Condition: PEAK(UNII) 3m 9120D_01620_250915 VERTICAL : RBW:1000.000kHz VBW:3000.000kHz SWT:Auto Freq Level Limit Line Margin Read Level Ant Factor Cable Loss Preamp Factor Aux Factor APos TPos Remark MHz dBuV/m dBuV/m dB dBuV dB/m dB dB dB cm deg 1 5700.00 117.30 ------ ------ 106.48 33.38 10.25 32.81 0.00 100 25 Peak
Avg	Blank	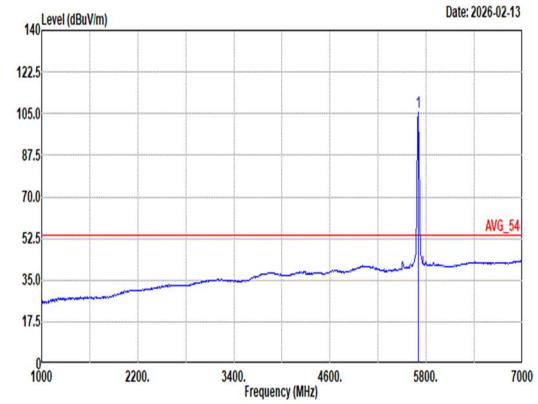 Site : 03CH11-HY Condition: AVG_54 3m 9120D_01620_250915 VERTICAL : RBW:1000.000kHz VBW:3000.000kHz SWT:Auto Freq Level Limit Line Margin Read Level Ant Factor Cable Loss Preamp Factor Aux Factor APos TPos Remark MHz dBuV/m dBuV/m dB dBuV dB/m dB dB dB cm deg 1 5700.00 105.83 ------ ------ 95.01 33.38 10.25 32.81 0.00 100 25 Average

Mode	133	
	Harmonic	
	U-NII-2C_5.47-5.725_802.11a_CH140_5700MHz	
ANT	1+2	
Pol.	Horizontal	Vertical
Peak Avg	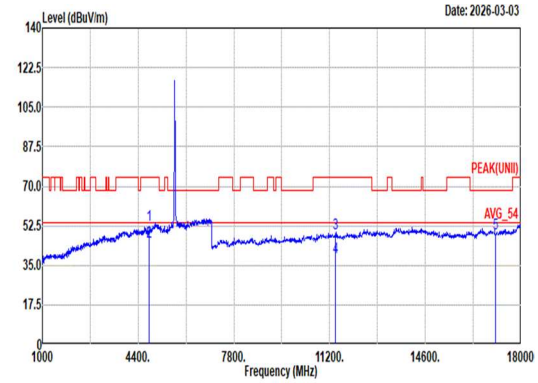 Site : 03CH11-HY Condition: PEAK(UNII) 3m 9120D_01620_250915 HORIZONTAL Freq Level Limit Line Margin Read Level Ant Factor Cable Loss Preamp Factor Aux Factor APos TPos Remark MHz dBuV/m dBuV/m dB dBuV dB/m dB dB dB cm deg 1 4798.00 52.92 74.00 -21.08 44.26 32.29 9.23 32.86 0.00 275 338 Peak 2 4798.00 45.69 54.00 -8.31 37.03 32.29 9.23 32.86 0.00 275 338 Average 3 11400.00 49.27 74.00 -24.73 59.29 39.00 17.40 66.83 0.41 -- -- Peak 4 11400.00 38.54 54.00 -15.46 48.56 39.00 17.40 66.83 0.41 -- -- Average 5 17100.00 49.07 68.20 -19.13 55.64 37.80 21.49 66.30 0.44 -- -- Peak	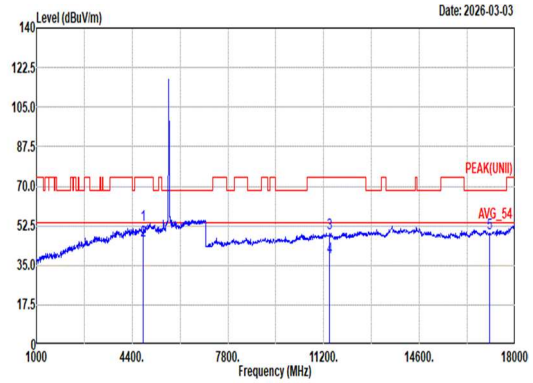 Site : 03CH11-HY Condition: PEAK(UNII) 3m 9120D_01620_250915 VERTICAL Freq Level Limit Line Margin Read Level Ant Factor Cable Loss Preamp Factor Aux Factor APos TPos Remark MHz dBuV/m dBuV/m dB dBuV dB/m dB dB dB cm deg 1 4798.00 52.96 74.00 -21.04 44.30 32.29 9.23 32.86 0.00 115 123 Peak 2 4798.00 46.12 54.00 -7.88 37.46 32.29 9.23 32.86 0.00 115 123 Average 3 11400.00 49.05 74.00 -24.95 59.07 39.00 17.40 66.83 0.41 -- -- Peak 4 11400.00 38.67 54.00 -15.33 48.69 39.00 17.40 66.83 0.41 -- -- Average 5 17100.00 49.33 68.20 -18.87 55.90 37.80 21.49 66.30 0.44 -- -- Peak

Mode	133	
	Harmonic	
	U-NII-2C_5.47-5.725_802.11a_CH140_5700MHz	
ANT	1+2	
Pol.	Horizontal	Vertical
14.47G ~14.5G Avg	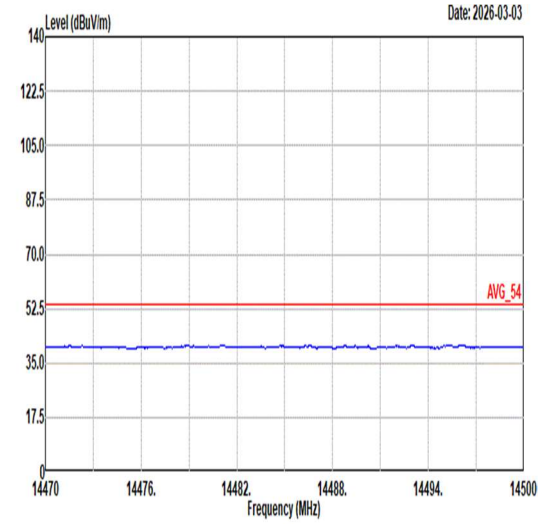 Site : 03CH11-HY Condition: AVG_54 3m 9120D_01620_250915 HORIZONTAL	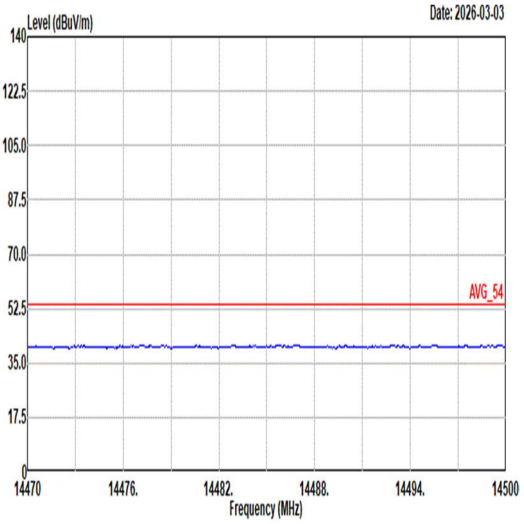 Site : 03CH11-HY Condition: AVG_54 3m 9120D_01620_250915 VERTICAL
17.7G ~18G Avg	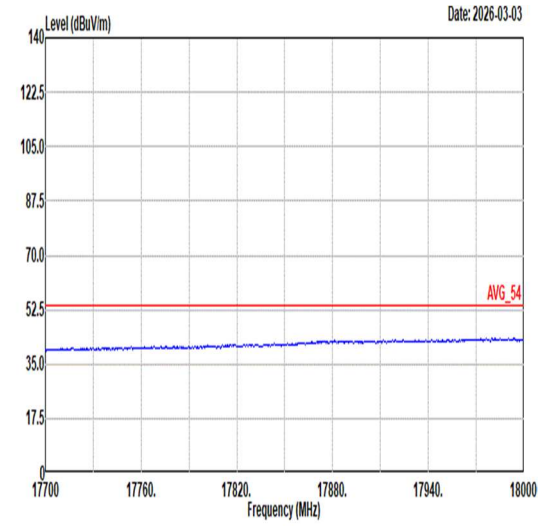 Site : 03CH11-HY Condition: AVG_54 3m 9120D_01620_250915 HORIZONTAL	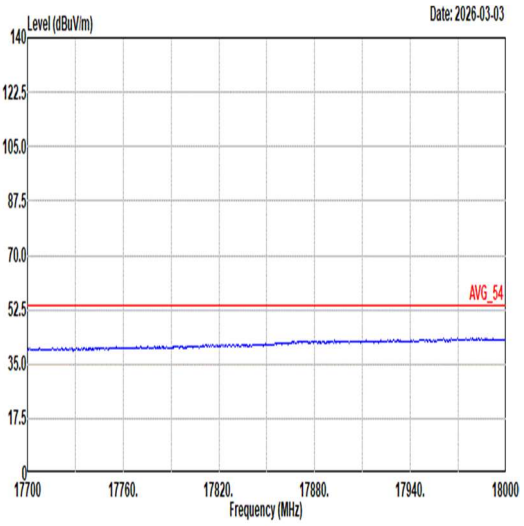 Site : 03CH11-HY Condition: AVG_54 3m 9120D_01620_250915 VERTICAL

Mode	134	
	Band Edge - L	
	U-NII-2C_5.47-5.725_802.11a_CH144_5720MHz	
ANT	1+2	
Pol.	Horizontal	Fundamental
Peak	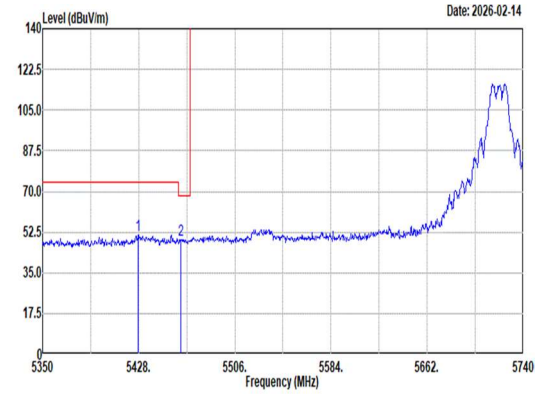 Site : 03CH11-HY Condition: STRADDLES U-NII-1&2A 3m 9120D_01620_250915 HORIZONTAL : RBW:1000.000kHz VBW:3000.000kHz SWT:Auto 1 5427.61 51.31 74.00 -22.69 41.50 32.80 9.76 32.75 0.00 159 360 Peak 2 5462.32 49.31 68.20 -18.89 39.33 32.82 9.90 32.74 0.00 159 360 Peak	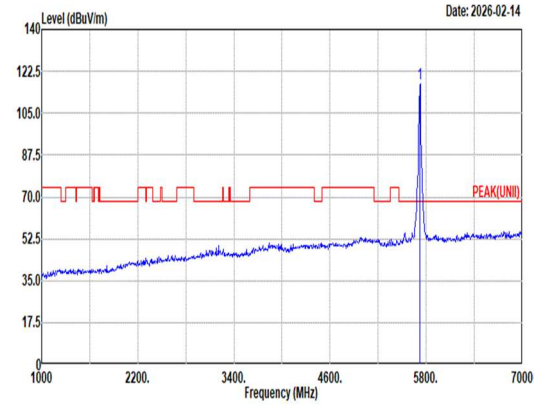 Site : 03CH11-HY Condition: PEAK(UNII) 3m 9120D_01620_250915 HORIZONTAL : RBW:1000.000kHz VBW:3000.000kHz SWT:Auto 1 5720.00 117.05 ------ ------ 106.16 33.51 10.20 32.82 0.00 159 360 Peak
Avg	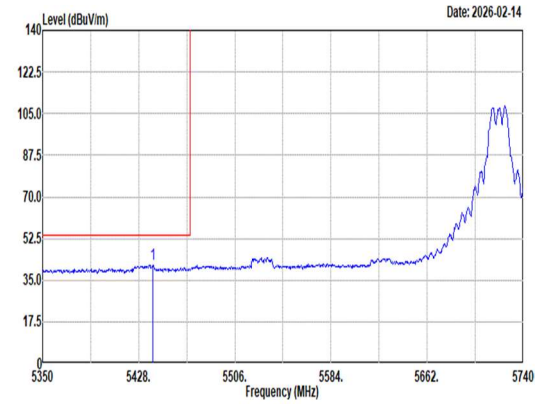 Site : 03CH11-HY Condition: U-NII-1&2A AVERAGE 3m 9120D_01620_250915 HORIZONTAL : RBW:1000.000kHz VBW:3000.000kHz SWT:Auto 1 5439.31 41.61 54.00 -12.39 31.74 32.80 9.81 32.74 0.00 159 360 Average	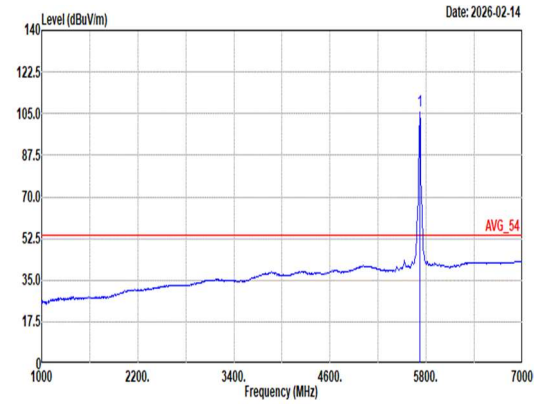 Site : 03CH11-HY Condition: AVG_54 3m 9120D_01620_250915 HORIZONTAL : RBW:1000.000kHz VBW:3000.000kHz SWT:Auto 1 5720.00 106.01 ------ ------ 95.12 33.49 10.21 32.81 0.00 159 360 Average

Mode	134	
	Band Edge - R	
	U-NII-2C_5.47-5.725_802.11a_CH144_5720MHz	
ANT	1+2	
Pol.	Horizontal	Fundamental
Peak	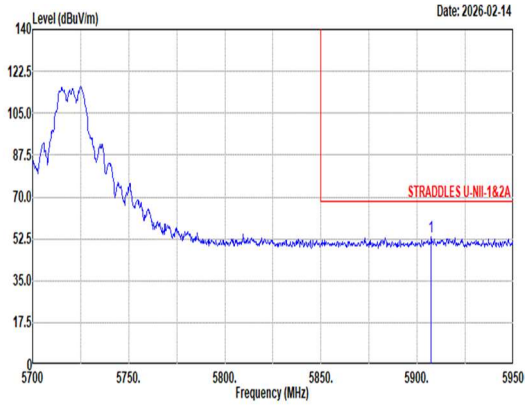 Site : 03CH11-HY Condition: STRADDLES U-NII-1&2A 3m 9120D_01620_250915 HORIZONTAL : RBW:1000.000kHz VBW:3000.000kHz SWT:Auto Freq Level Limit Line Margin Read Level Ant Factor Cable Loss Preamp Factor Aux Factor APos TPos Remark MHz dBuV/m dBuV/m dB dBuV dB/m dB dB dB cm deg 1 5907.25 53.57 68.20 -14.63 41.92 34.11 10.42 32.88 0.00 159 360 Peak	Blank

Mode	134	
	Band Edge - L	
	U-NII-2C_5.47-5.725_802.11a_CH144_5720MHz	
ANT	1+2	
Pol.	Vertical	Fundamental
Peak	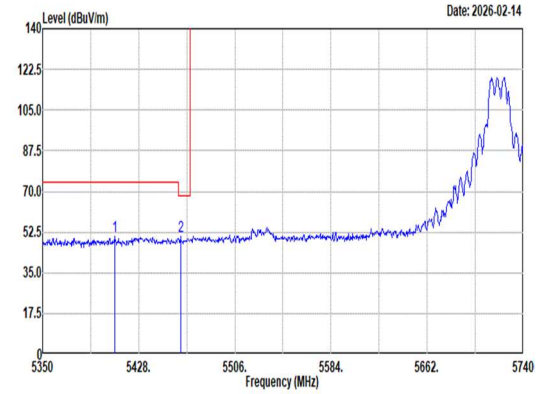 Site : 03CH11-HY Condition: STRADDLES U-NII-1&2A 3m 9120D_01620_250915 VERTICAL : RBW:1000.000kHz VBW:3000.000kHz SWT:Auto Freq Level Limit Line Margin Read Level Ant Factor Cable Loss Preamp Factor Aux Factor APos TPos Remark MHz dBuV/m dBuV/m dB dBuV dB/m dB dB dB cm deg 1 5408.89 50.71 74.00 -23.29 40.97 32.80 9.69 32.75 0.00 100 15 Peak 2 5461.93 50.78 68.20 -17.42 40.80 32.82 9.90 32.74 0.00 100 15 Peak	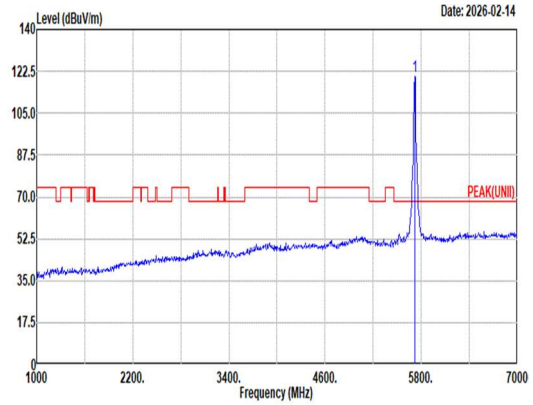 Site : 03CH11-HY Condition: PEAK(UNII) 3m 9120D_01620_250915 VERTICAL : RBW:1000.000kHz VBW:3000.000kHz SWT:Auto Freq Level Limit Line Margin Read Level Ant Factor Cable Loss Preamp Factor Aux Factor APos TPos Remark MHz dBuV/m dBuV/m dB dBuV dB/m dB dB dB cm deg 1 5720.00 120.32 ------ ------ 109.43 33.49 10.21 32.81 0.00 100 15 Peak
Avg	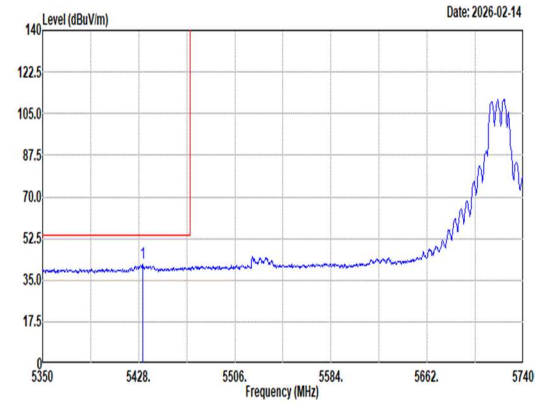 Site : 03CH11-HY Condition: U-NII-1&2A AVERAGE 3m 9120D_01620_250915 VERTICAL : RBW:1000.000kHz VBW:3000.000kHz SWT:Auto Freq Level Limit Line Margin Read Level Ant Factor Cable Loss Preamp Factor Aux Factor APos TPos Remark MHz dBuV/m dBuV/m dB dBuV dB/m dB dB dB cm deg 1 5431.12 42.12 54.00 -11.88 32.29 32.80 9.78 32.75 0.00 100 15 Average	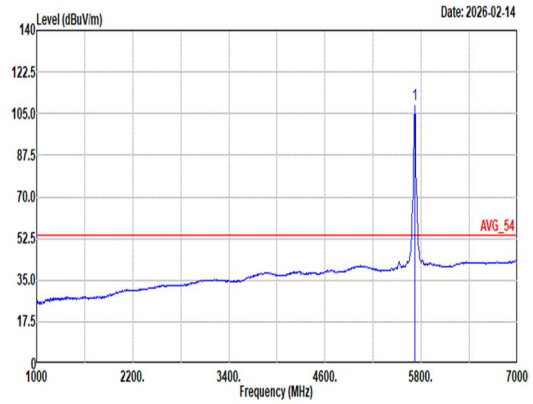 Site : 03CH11-HY Condition: AVG_54 3m 9120D_01620_250915 VERTICAL : RBW:1000.000kHz VBW:3000.000kHz SWT:Auto Freq Level Limit Line Margin Read Level Ant Factor Cable Loss Preamp Factor Aux Factor APos TPos Remark MHz dBuV/m dBuV/m dB dBuV dB/m dB dB dB cm deg 1 5720.00 108.88 ------ ------ 97.99 33.49 10.21 32.81 0.00 100 15 Average

Mode	134	
	Band Edge - R	
	U-NII-2C_5.47-5.725_802.11a_CH144_5720MHz	
ANT	1+2	
Pol.	Vertical	Fundamental
Peak	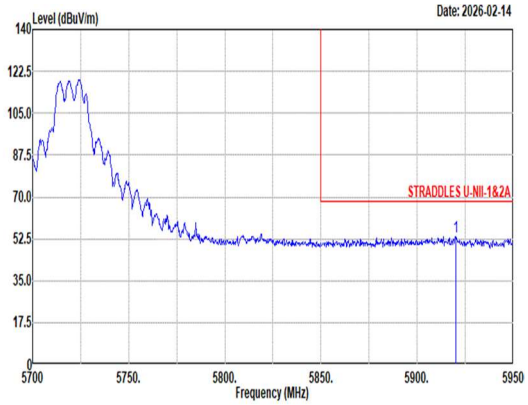 Site : 03CH11-HY Condition: STRADDLES U-NII-1&2A 3m 9120D_01620_250915 VERTICAL : RBW:1000.000kHz VBW:3000.000kHz SWT:Auto Freq Level Limit Line Margin Read Level Ant Factor Cable Loss Preamp Factor Aux Factor APos TPos Remark MHz dBuV/m dBuV/m dB dBuV dB/m dB dB dB cm deg 1 5920.00 53.31 68.20 -14.89 41.60 34.14 10.46 32.89 0.00 100 15 Peak	Blank

Mode	134	
	Harmonic	
	U-NII-2C_5.47-5.725_802.11a_CH144_5720MHz	
ANT	1+2	
Pol.	Horizontal	Vertical
Peak Avg	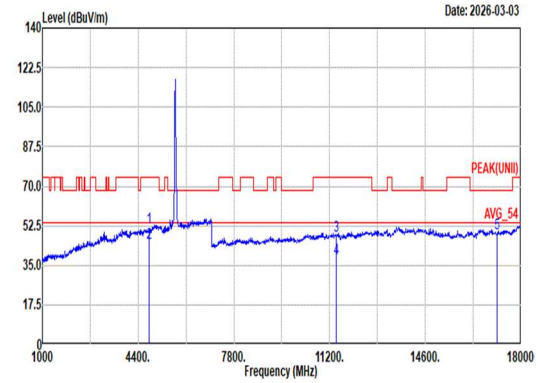 Site : 03CH11-HY Condition: PEAK(UNII) 3m 9120D_01620_250915 HORIZONTAL Freq Level Limit Line Margin Read Level Ant Factor Cable Loss Preamp Factor Aux Factor APos TPos Remark MHz dBuV/m dBuV/m dB dBuV dB/m dB dB dB cm deg 1 4798.00 51.89 74.00 -22.11 43.23 32.29 9.23 32.86 0.00 274 336 Peak 2 4798.00 45.16 54.00 -8.84 36.50 32.29 9.23 32.86 0.00 274 336 Average 3 11440.00 48.31 74.00 -25.69 58.35 38.92 17.43 66.81 0.42 -- -- Peak 4 11440.00 37.85 54.00 -16.15 47.89 38.92 17.43 66.81 0.42 -- -- Average 5 17160.00 49.25 68.20 -18.95 55.58 38.06 21.53 66.37 0.45 -- -- Peak	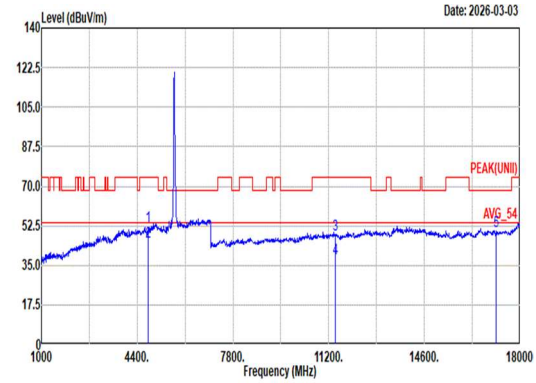 Site : 03CH11-HY Condition: PEAK(UNII) 3m 9120D_01620_250915 VERTICAL Freq Level Limit Line Margin Read Level Ant Factor Cable Loss Preamp Factor Aux Factor APos TPos Remark MHz dBuV/m dBuV/m dB dBuV dB/m dB dB dB cm deg 1 4798.00 52.32 74.00 -21.68 43.66 32.29 9.23 32.86 0.00 115 124 Peak 2 4798.00 45.38 54.00 -8.62 36.72 32.29 9.23 32.86 0.00 115 124 Average 3 11440.00 48.35 74.00 -25.65 58.39 38.92 17.43 66.81 0.42 -- -- Peak 4 11440.00 38.00 54.00 -16.00 48.04 38.92 17.43 66.81 0.42 -- -- Average 5 17160.00 50.37 68.20 -17.83 56.70 38.06 21.53 66.37 0.45 -- -- Peak

Mode	134	
	Harmonic	
	U-NII-2C_5.47-5.725_802.11a_CH144_5720MHz	
ANT	1+2	
Pol.	Horizontal	Vertical
14.47G ~14.5G Avg	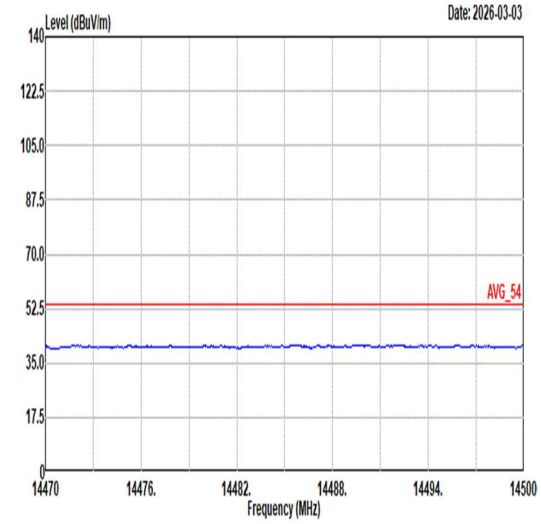 Site : 03CH11-HY Condition: AVG_54 3m 9120D_01620_250915 HORIZONTAL	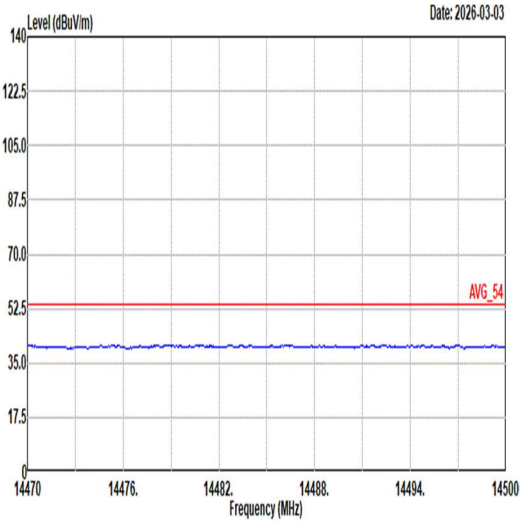 Site : 03CH11-HY Condition: AVG_54 3m 9120D_01620_250915 VERTICAL
17.7G ~18G Avg	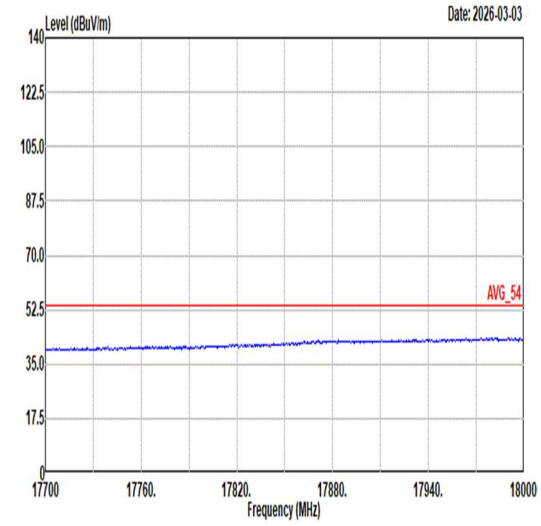 Site : 03CH11-HY Condition: AVG_54 3m 9120D_01620_250915 HORIZONTAL	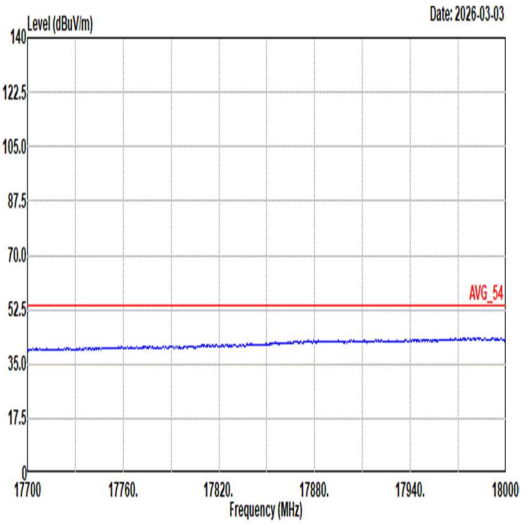 Site : 03CH11-HY Condition: AVG_54 3m 9120D_01620_250915 VERTICAL

Mode	135	
	Band Edge	
	U-NII-2C_5.47-5.725_802.11n HT20_CH100_5500MHz	
ANT	1+2	
Pol.	Horizontal	Fundamental
Peak	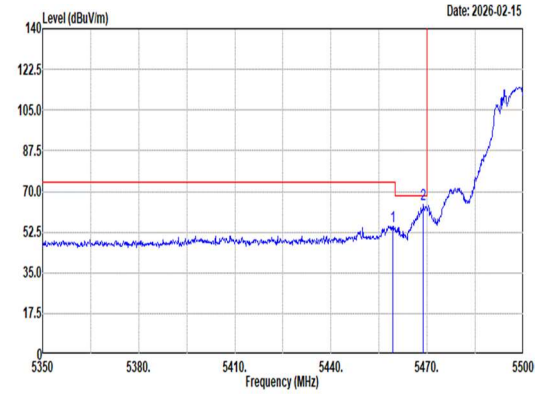 Site : 03CH11-HY Condition: PEAK_BE(UNII)_B3 3m 9120D_01620_250915 HORIZONTAL : RBW:1000.000kHz VBW:3000.000kHz SWT:Auto Freq Level Limit Line Margin Read Level Ant Factor Cable Loss Preamp Factor Aux Factor APos TPos Remark MHz dBuV/m dBuV/m dB dBuV dB/m dB dB dB cm deg 1 5459.20 55.18 74.00 -18.82 45.22 32.82 9.88 32.74 0.00 264 360 Peak 2 5468.80 64.54 68.20 -3.66 54.52 32.84 9.92 32.74 0.00 264 360 Peak	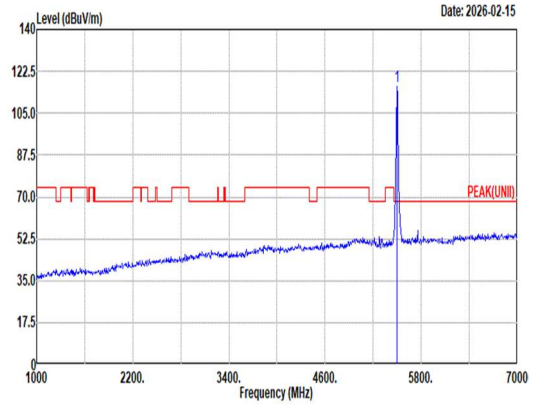 Site : 03CH11-HY Condition: PEAK(UNII) 3m 9120D_01620_250915 HORIZONTAL : RBW:1000.000kHz VBW:3000.000kHz SWT:Auto Freq Level Limit Line Margin Read Level Ant Factor Cable Loss Preamp Factor Aux Factor APos TPos Remark MHz dBuV/m dBuV/m dB dBuV dB/m dB dB dB cm deg 1 5500.00 116.00 ------ ------ 105.79 32.90 10.04 32.73 0.00 264 360 Peak
Avg	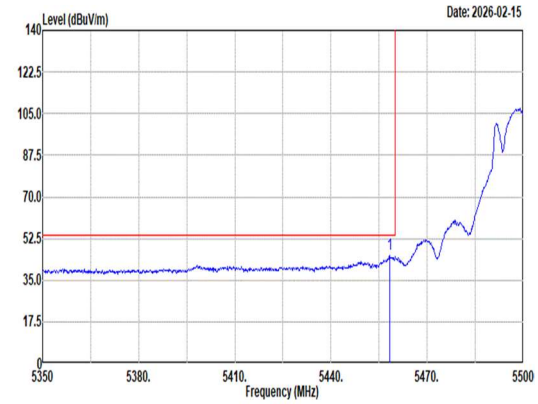 Site : 03CH11-HY Condition: AVG_BE(UNII)_B3 3m 9120D_01620_250915 HORIZONTAL : RBW:1000.000kHz VBW:3000.000kHz SWT:Auto Freq Level Limit Line Margin Read Level Ant Factor Cable Loss Preamp Factor Aux Factor APos TPos Remark MHz dBuV/m dBuV/m dB dBuV dB/m dB dB dB cm deg 1 5458.30 45.78 54.00 -8.22 35.82 32.82 9.88 32.74 0.00 264 360 Average	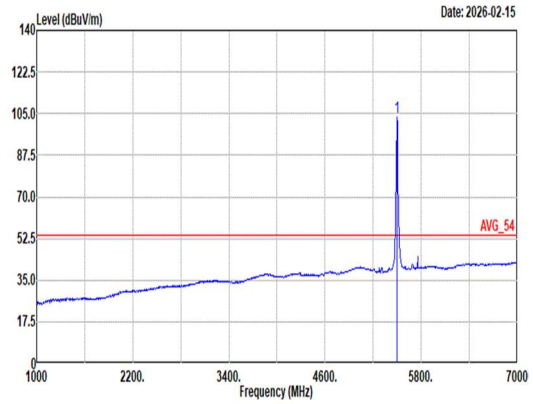 Site : 03CH11-HY Condition: AVG_54 3m 9120D_01620_250915 HORIZONTAL : RBW:1000.000kHz VBW:3000.000kHz SWT:Auto Freq Level Limit Line Margin Read Level Ant Factor Cable Loss Preamp Factor Aux Factor APos TPos Remark MHz dBuV/m dBuV/m dB dBuV dB/m dB dB dB cm deg 1 5500.00 103.77 ------ ------ 93.56 32.90 10.04 32.73 0.00 264 360 Average

Mode	135	
	Band Edge	
	U-NII-2C_5.47-5.725_802.11n HT20_CH100_5500MHz	
ANT	1+2	
Pol.	Vertical	Fundamental
Peak	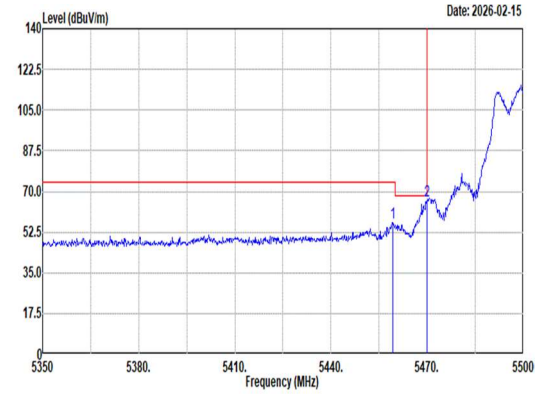 Site : 03CH11-HY Condition: PEAK_BE(UNII)_B3 3m 9120D_01620_250915 VERTICAL : RBW:1000.000kHz VBW:3000.000kHz SWT:Auto Freq Level Limit Line Margin Read Level Ant Factor Cable Loss Preamp Factor Aux Factor APos TPos Remark MHz dBuV/m dBuV/m dB dBuV dB/m dB dB dB cm deg 1 5459.20 56.74 74.00 -17.26 46.78 32.82 9.88 32.74 0.00 100 26 Peak 2 5470.00 66.10 68.20 -2.10 56.07 32.84 9.93 32.74 0.00 100 26 Peak	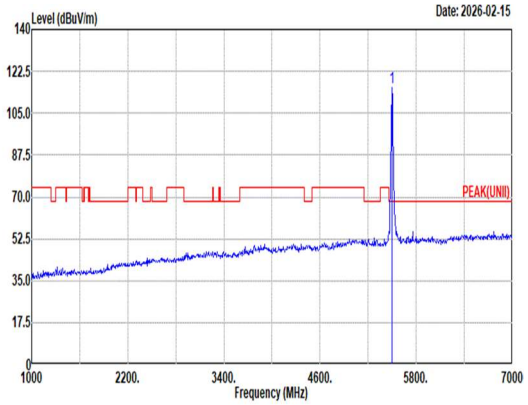 Site : 03CH11-HY Condition: PEAK(UNII) 3m 9120D_01620_250915 VERTICAL : RBW:1000.000kHz VBW:3000.000kHz SWT:Auto Freq Level Limit Line Margin Read Level Ant Factor Cable Loss Preamp Factor Aux Factor APos TPos Remark MHz dBuV/m dBuV/m dB dBuV dB/m dB dB dB cm deg 1 5500.00 115.75 ------ ------ 105.54 32.90 10.04 32.73 0.00 100 26 Peak
Avg	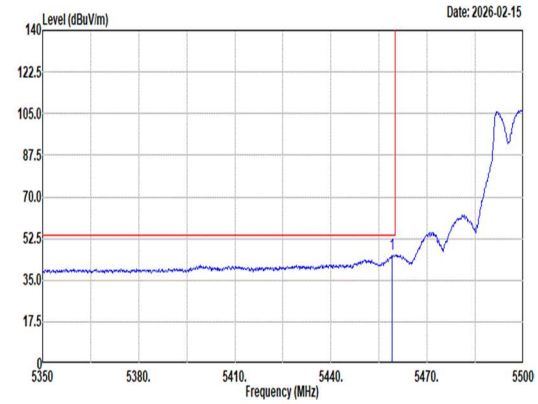 Site : 03CH11-HY Condition: AVG_BE(UNII)_B3 3m 9120D_01620_250915 VERTICAL : RBW:1000.000kHz VBW:3000.000kHz SWT:Auto Freq Level Limit Line Margin Read Level Ant Factor Cable Loss Preamp Factor Aux Factor APos TPos Remark MHz dBuV/m dBuV/m dB dBuV dB/m dB dB dB cm deg 1 5459.05 45.97 54.00 -8.03 36.01 32.82 9.88 32.74 0.00 100 26 Average	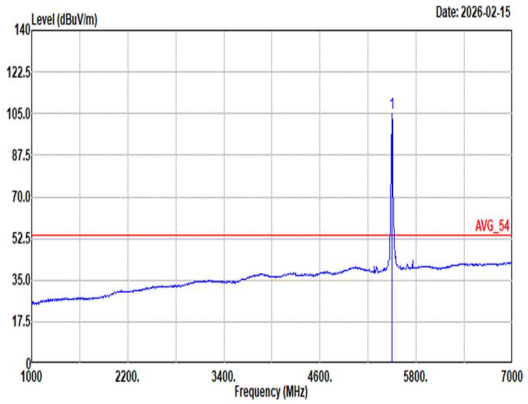 Site : 03CH11-HY Condition: AVG_54 3m 9120D_01620_250915 VERTICAL : RBW:1000.000kHz VBW:3000.000kHz SWT:Auto Freq Level Limit Line Margin Read Level Ant Factor Cable Loss Preamp Factor Aux Factor APos TPos Remark MHz dBuV/m dBuV/m dB dBuV dB/m dB dB dB cm deg 1 5500.00 105.36 ------ ------ 95.15 32.90 10.04 32.73 0.00 100 26 Average

Mode	135	
	Harmonic	
	U-NII-2C_5.47-5.725_802.11n HT20_CH100_5500MHz	
ANT	1+2	
Pol.	Horizontal	Vertical
Peak Avg	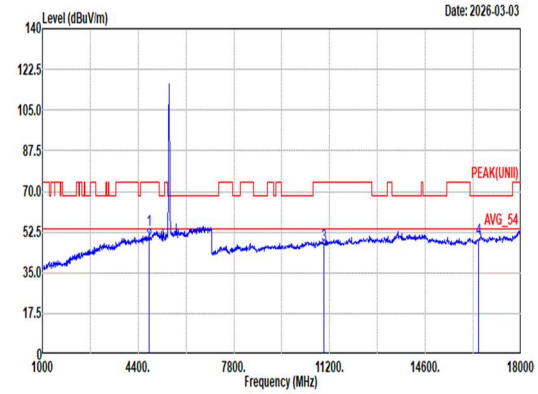 Site : 03CH11-HY Condition: PEAK(UNII) 3m 9120D_01620_250915 HORIZONTAL Freq Level Limit Line Margin Read Level Ant Factor Cable Loss Preamp Factor Aux Factor APos TPos Remark MHz dBuV/m dBuV/m dB dBuV dB/m dB dB dB cm deg 1 4798.00 53.29 74.00 -20.71 44.63 32.29 9.23 32.86 0.00 275 335 Peak 2 4798.00 47.30 54.00 -6.70 38.64 32.29 9.23 32.86 0.00 275 335 Average 3 11000.00 47.14 74.00 -26.86 58.01 38.70 17.04 66.98 0.37 -- -- Peak 4 16500.00 49.42 68.20 -18.78 57.42 38.30 21.31 67.98 0.37 -- -- Peak	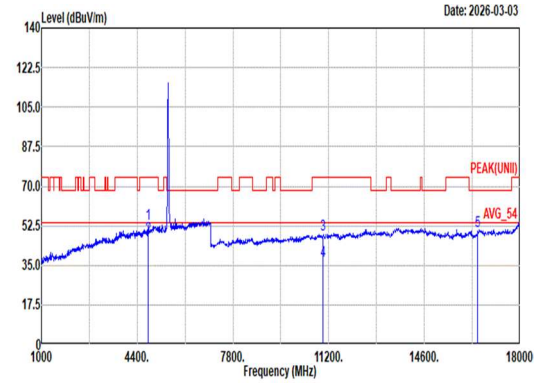 Site : 03CH11-HY Condition: PEAK(UNII) 3m 9120D_01620_250915 VERTICAL Freq Level Limit Line Margin Read Level Ant Factor Cable Loss Preamp Factor Aux Factor APos TPos Remark MHz dBuV/m dBuV/m dB dBuV dB/m dB dB dB cm deg 1 4798.00 53.36 74.00 -20.64 44.70 32.29 9.23 32.86 0.00 113 123 Peak 2 4798.00 47.64 54.00 -6.36 38.98 32.29 9.23 32.86 0.00 113 123 Average 3 11000.00 48.55 74.00 -25.45 59.42 38.70 17.04 66.98 0.37 -- -- Peak 4 11000.00 37.17 54.00 -16.83 48.04 38.70 17.04 66.98 0.37 -- -- Average 5 16500.00 50.05 68.20 -18.15 58.05 38.30 21.31 67.98 0.37 -- -- Peak

Mode	135	
	Harmonic	
	U-NII-2C_5.47-5.725_802.11n HT20_CH100_5500MHz	
ANT	1+2	
Pol.	Horizontal	Vertical
14.47G ~14.5G Avg	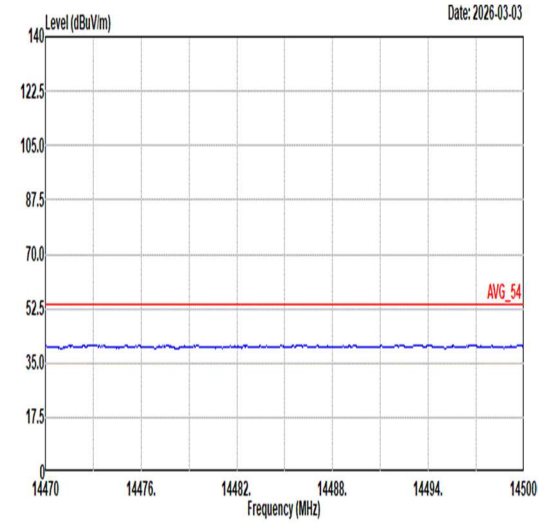 Site : 03CH11-HY Condition: AVG_54 3m 9120D_01620_250915 HORIZONTAL	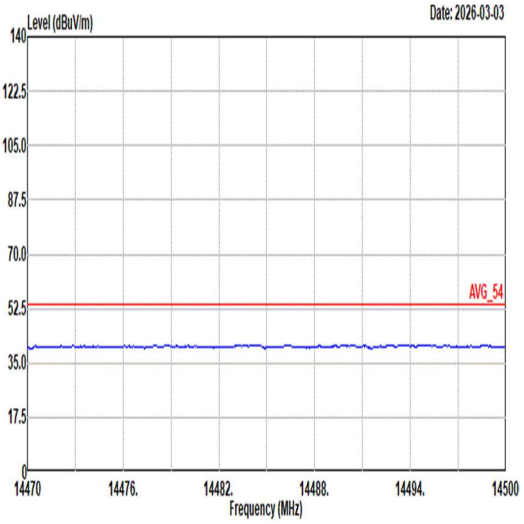 Site : 03CH11-HY Condition: AVG_54 3m 9120D_01620_250915 VERTICAL
17.7G ~18G Avg	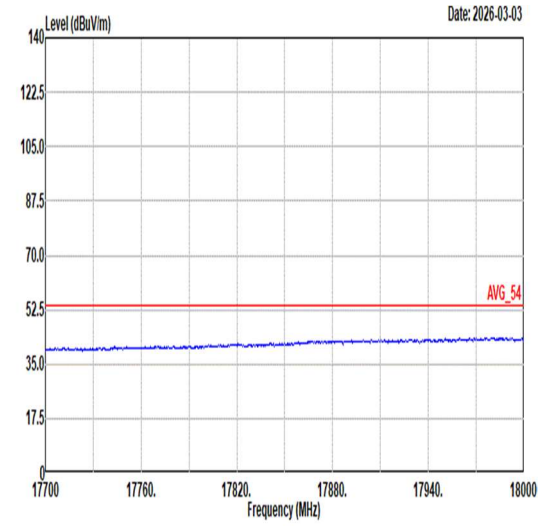 Site : 03CH11-HY Condition: AVG_54 3m 9120D_01620_250915 HORIZONTAL	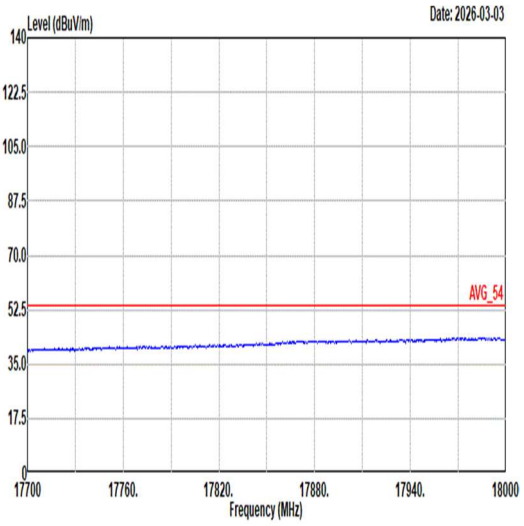 Site : 03CH11-HY Condition: AVG_54 3m 9120D_01620_250915 VERTICAL

Mode	136	
	Band Edge - L	
	U-NII-2C_5.47-5.725_802.11n HT20_CH116_5580MHz	
ANT	1+2	
Pol.	Horizontal	Fundamental
Peak	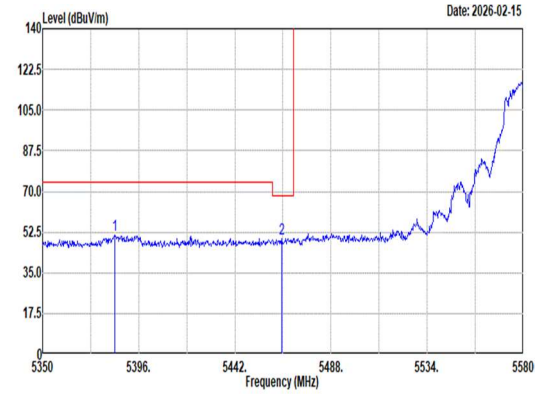 Site : 03CH11-HY Condition: PEAK_BE(UNII)_B3 3m 9120D_01620_250915 HORIZONTAL : RBW:1000.000kHz VBW:3000.000kHz SWT:Auto Freq Level Limit Line Margin Read Level Ant Factor Cable Loss Preamp Factor Aux Factor APos TPos Remark MHz dBuV/m dBuV/m dB dBuV dB/m dB dB dB cm deg 1 5384.50 51.09 74.00 -22.91 41.33 32.86 9.66 32.76 0.00 263 0 Peak 2 5464.31 49.72 68.20 -18.48 39.73 32.83 9.90 32.74 0.00 263 0 Peak	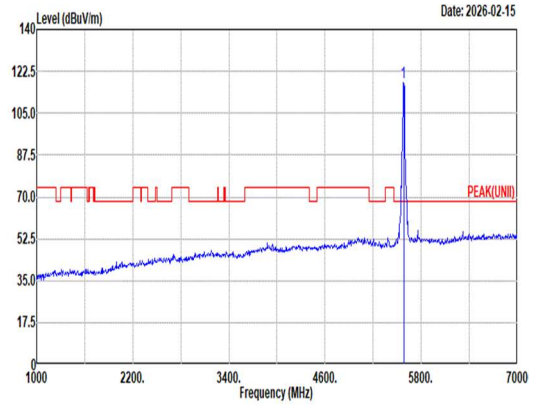 Site : 03CH11-HY Condition: PEAK(UNII) 3m 9120D_01620_250915 HORIZONTAL : RBW:1000.000kHz VBW:3000.000kHz SWT:Auto Freq Level Limit Line Margin Read Level Ant Factor Cable Loss Preamp Factor Aux Factor APos TPos Remark MHz dBuV/m dBuV/m dB dBuV dB/m dB dB dB cm deg 1 5580.00 117.92 ------ ------ 107.60 32.74 10.34 32.76 0.00 263 0 Peak
Avg	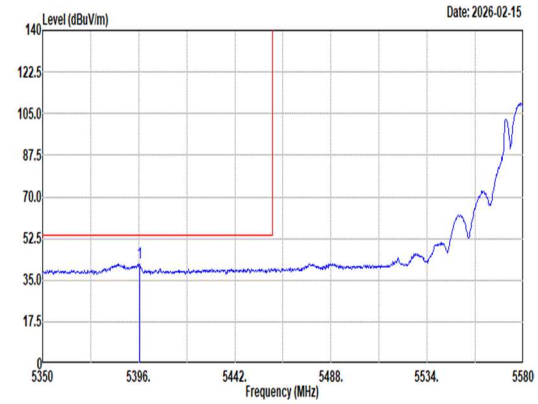 Site : 03CH11-HY Condition: AVG_BE(UNII)_B3 3m 9120D_01620_250915 HORIZONTAL : RBW:1000.000kHz VBW:3000.000kHz SWT:Auto Freq Level Limit Line Margin Read Level Ant Factor Cable Loss Preamp Factor Aux Factor APos TPos Remark MHz dBuV/m dBuV/m dB dBuV dB/m dB dB dB cm deg 1 5396.46 42.15 54.00 -11.85 32.43 32.81 9.66 32.75 0.00 263 0 Average	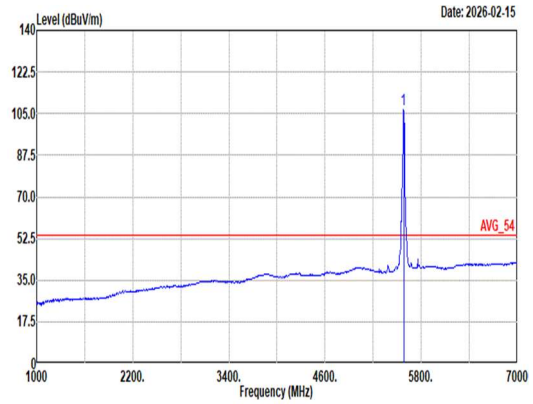 Site : 03CH11-HY Condition: AVG_54 3m 9120D_01620_250915 HORIZONTAL : RBW:1000.000kHz VBW:3000.000kHz SWT:Auto Freq Level Limit Line Margin Read Level Ant Factor Cable Loss Preamp Factor Aux Factor APos TPos Remark MHz dBuV/m dBuV/m dB dBuV dB/m dB dB dB cm deg 1 5580.00 106.88 ------ ------ 96.56 32.74 10.34 32.76 0.00 263 0 Average

Mode	136	
	Band Edge - R	
	U-NII-2C_5.47-5.725_802.11n HT20_CH116_5580MHz	
ANT	1+2	
Pol.	Horizontal	Fundamental
Peak	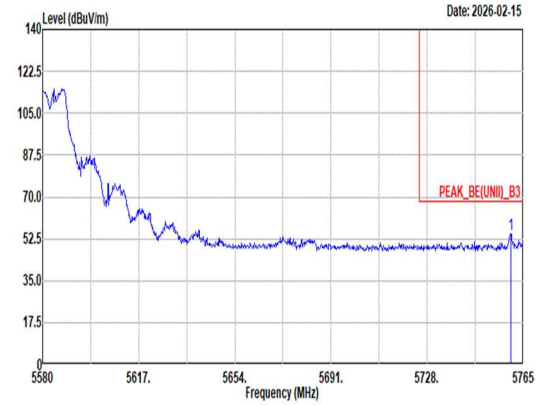 Site : 03CH11-HY Condition: PEAK_BE(UNII)_B3 3m 9120D_01620_250915 HORIZONTAL : RBW:1000.000kHz VBW:3000.000kHz SWT:Auto Freq Level Limit Line Margin Read Level Ant Factor Cable Loss Preamp Factor Aux Factor APos TPos Remark MHz dBuV/m dBuV/m dB dBuV dB/m dB dB dB cm deg 1 5760.19 54.60 68.20 -13.60 43.62 33.66 10.15 32.83 0.00 263 0 Peak	Blank

Mode	136	
	Band Edge - L	
	U-NII-2C_5.47-5.725_802.11n HT20_CH116_5580MHz	
ANT	1+2	
Pol.	Vertical	Fundamental
Peak	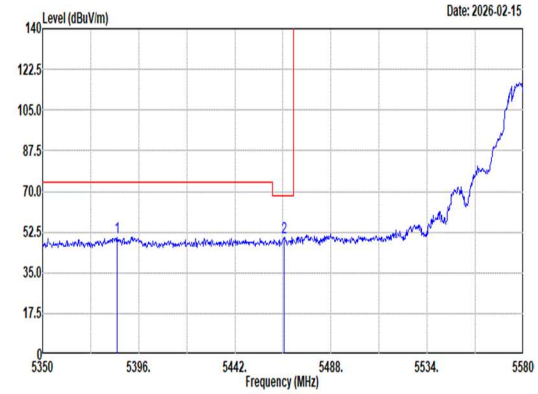 Site : 03CH11-HY Condition: PEAK_BE(UNII)_B3 3m 9120D_01620_250915 VERTICAL : RBW:1000.000kHz VBW:3000.000kHz SWT:Auto Freq Level Limit Line Margin Read Level Ant Factor Cable Loss Preamp Factor Aux Factor APos TPos Remark MHz dBuV/m dBuV/m dB dBuV dB/m dB dB dB cm deg 1 5385.65 50.29 74.00 -23.71 40.53 32.86 9.66 32.76 0.00 100 18 Peak 2 5465.69 50.44 68.20 -17.76 40.44 32.83 9.91 32.74 0.00 100 18 Peak	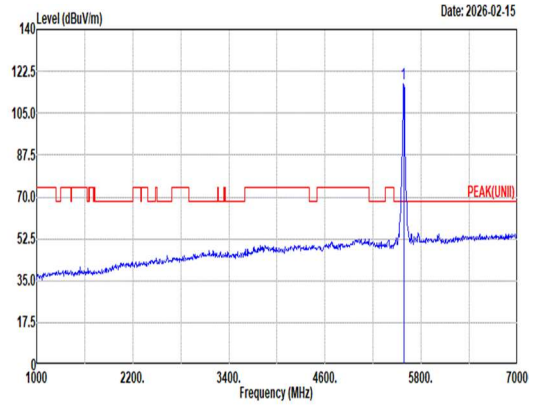 Site : 03CH11-HY Condition: PEAK(UNII) 3m 9120D_01620_250915 VERTICAL : RBW:1000.000kHz VBW:3000.000kHz SWT:Auto Freq Level Limit Line Margin Read Level Ant Factor Cable Loss Preamp Factor Aux Factor APos TPos Remark MHz dBuV/m dBuV/m dB dBuV dB/m dB dB dB cm deg 1 5580.00 117.41 ------ ------ 107.09 32.74 10.34 32.76 0.00 100 18 Peak
Avg	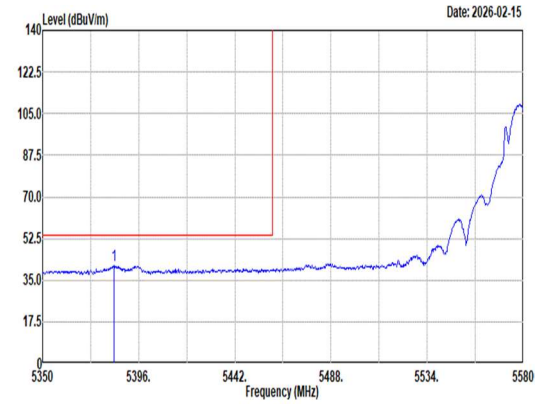 Site : 03CH11-HY Condition: AVG_BE(UNII)_B3 3m 9120D_01620_250915 VERTICAL : RBW:1000.000kHz VBW:3000.000kHz SWT:Auto Freq Level Limit Line Margin Read Level Ant Factor Cable Loss Preamp Factor Aux Factor APos TPos Remark MHz dBuV/m dBuV/m dB dBuV dB/m dB dB dB cm deg 1 5384.27 41.40 54.00 -12.60 31.64 32.86 9.66 32.76 0.00 100 18 Average	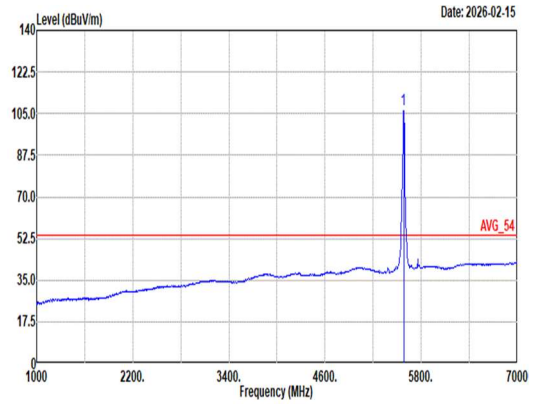 Site : 03CH11-HY Condition: AVG_54 3m 9120D_01620_250915 VERTICAL : RBW:1000.000kHz VBW:3000.000kHz SWT:Auto Freq Level Limit Line Margin Read Level Ant Factor Cable Loss Preamp Factor Aux Factor APos TPos Remark MHz dBuV/m dBuV/m dB dBuV dB/m dB dB dB cm deg 1 5580.00 106.50 ------ ------ 96.18 32.74 10.34 32.76 0.00 100 18 Average

Mode	136	
	Band Edge - R	
	U-NII-2C_5.47-5.725_802.11n HT20_CH116_5580MHz	
ANT	1+2	
Pol.	Vertical	Fundamental
Peak	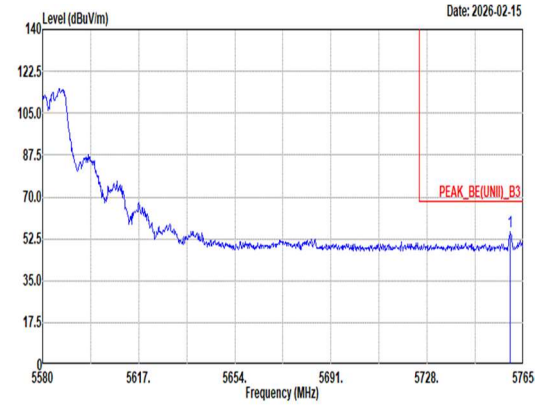 Site : 03CH11-HY Condition: PEAK_BE(UNII)_B3 3m 9120D_01620_250915 VERTICAL : RBW:1000.000kHz VBW:3000.000kHz SWT:Auto Limit Read Ant Cable Preamp Aux APos TPos Freq Level Line Margin Level Factor Loss Factor Factor Remark MHz dBuV/m dBuV/m dB dBuV dB/m dB dB dB cm deg 1 5760.01 55.25 68.20 -12.95 44.27 33.66 10.15 32.83 0.00 100 18 Peak	Blank

Mode	136	
	Harmonic	
	U-NII-2C_5.47-5.725_802.11n HT20_CH116_5580MHz	
ANT	1+2	
Pol.	Horizontal	Vertical
Peak Avg	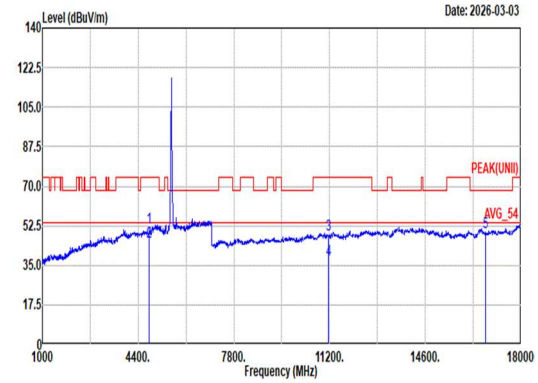 Site : 03CH11-HY Condition: PEAK(UNII) 3m 9120D_01620_250915 HORIZONTAL	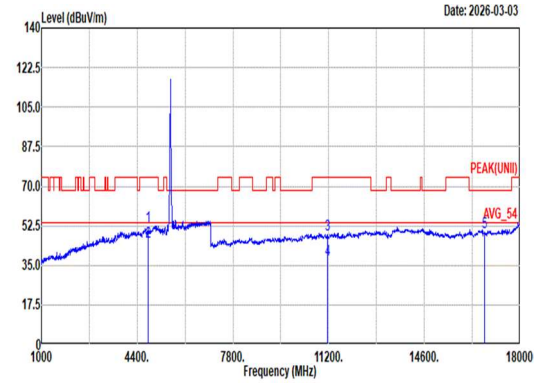 Site : 03CH11-HY Condition: PEAK(UNII) 3m 9120D_01620_250915 VERTICAL

Horizontal:

	Freq	Level	Limit Line	Margin	Read Level	Ant Factor	Cable Loss	Preamp Factor	Aux Factor	APos	TPos	Remark
	MHz	dBuV/m	dBuV/m	dB	dBuV	dB/m	dB	dB	dB	cm	deg	
1	4798.00	51.68	74.00	-22.32	43.02	32.29	9.23	32.86	0.00	274	337	Peak
2	4798.00	45.37	54.00	-8.63	36.71	32.29	9.23	32.86	0.00	274	337	Average
3	11160.00	48.65	74.00	-25.35	59.31	38.70	17.18	66.92	0.38	--	--	Peak
4	11160.00	37.60	54.00	-16.40	48.26	38.70	17.18	66.92	0.38	--	--	Average
5	16740.00	49.79	68.20	-18.41	57.32	37.82	21.37	67.12	0.40	--	--	Peak

Vertical:

	Freq	Level	Limit Line	Margin	Read Level	Ant Factor	Cable Loss	Preamp Factor	Aux Factor	APos	TPos	Remark
	MHz	dBuV/m	dBuV/m	dB	dBuV	dB/m	dB	dB	dB	cm	deg	
1	4798.00	52.36	74.00	-21.64	43.70	32.29	9.23	32.86	0.00	113	124	Peak
2	4798.00	45.54	54.00	-8.46	36.88	32.29	9.23	32.86	0.00	113	124	Average
3	11160.00	48.59	74.00	-25.41	59.25	38.70	17.18	66.92	0.38	--	--	Peak
4	11160.00	37.66	54.00	-16.34	48.32	38.70	17.18	66.92	0.38	--	--	Average
5	16740.00	49.65	68.20	-18.55	57.18	37.82	21.37	67.12	0.40	--	--	Peak

Mode	136	
	Harmonic	
	U-NII-2C_5.47-5.725_802.11n HT20_CH116_5580MHz	
ANT	1+2	
Pol.	Horizontal	Vertical
14.47G ~14.5G Avg	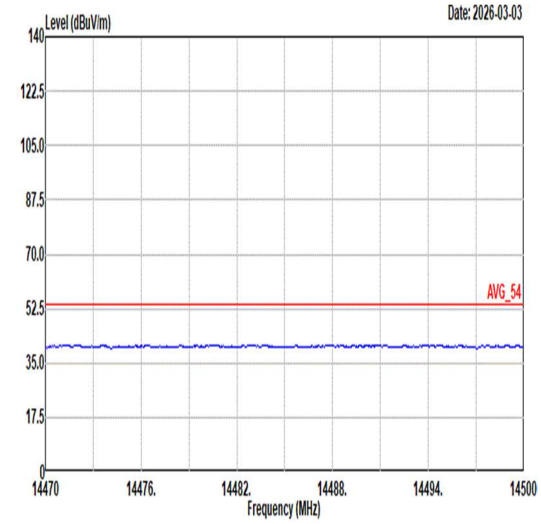 Site : 03CH11-HY Condition: AVG_54 3m 9120D_01620_250915 HORIZONTAL	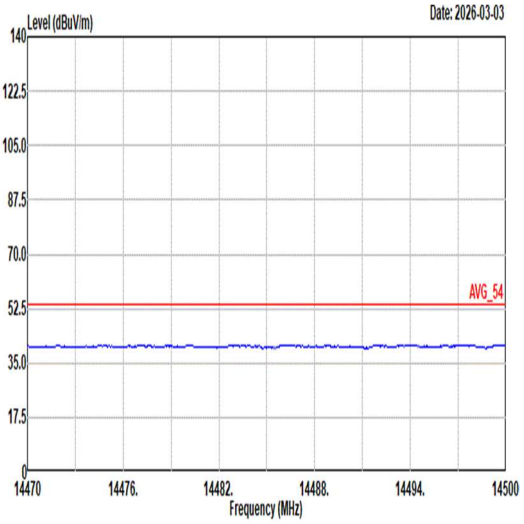 Site : 03CH11-HY Condition: AVG_54 3m 9120D_01620_250915 VERTICAL
17.7G ~18G Avg	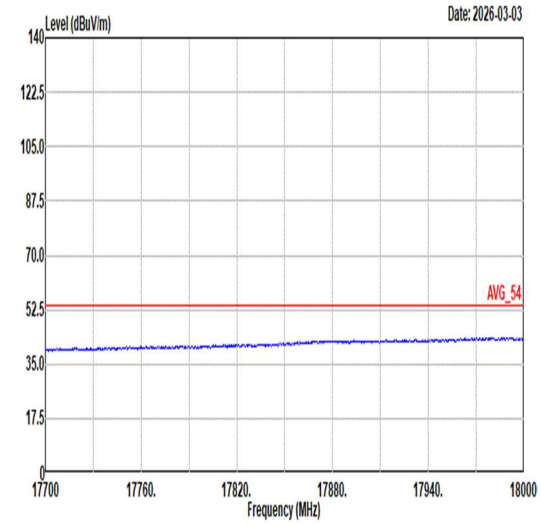 Site : 03CH11-HY Condition: AVG_54 3m 9120D_01620_250915 HORIZONTAL	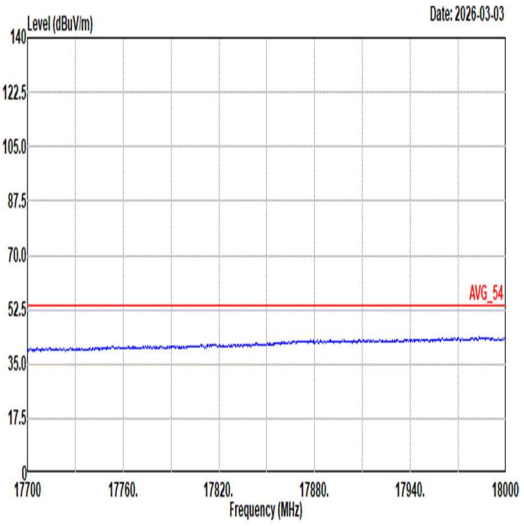 Site : 03CH11-HY Condition: AVG_54 3m 9120D_01620_250915 VERTICAL

Mode	137	
	Band Edge	
	U-NII-2C_5.47-5.725_802.11n HT20_CH140_5700MHz	
ANT	1+2	
Pol.	Horizontal	Fundamental
Peak	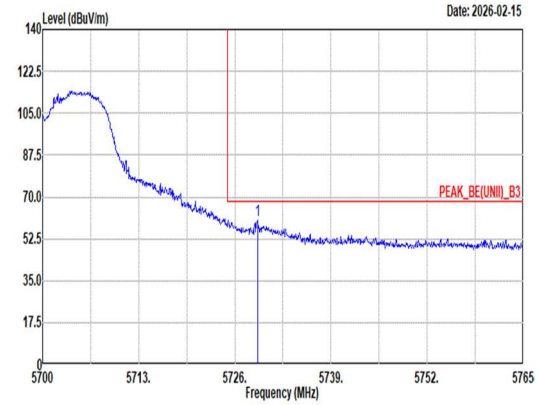 Site : 03CH11-HY Condition: PEAK_BE(UNII)_B3 3m 9120D_01620_250915 HORIZONTAL : RBW:1000.000kHz VBW:3000.000kHz SWT:Auto Freq Level Limit Line Margin Read Level Ant Factor Cable Loss Preamp Factor Aux Factor APos TPos Remark MHz dBuV/m dBuV/m dB dBuV dB/m dB dB dB cm deg 1 5729.12 60.25 68.20 -7.95 49.35 33.52 10.20 32.82 0.00 300 194 Peak	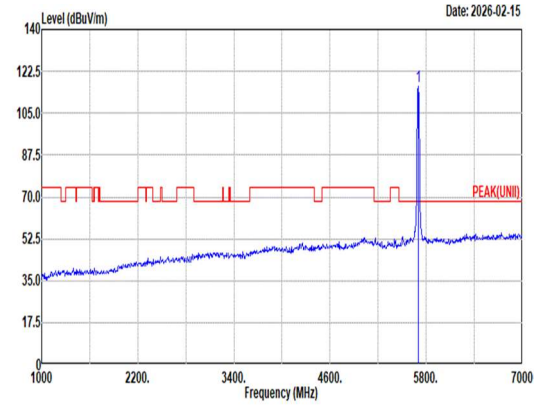 Site : 03CH11-HY Condition: PEAK(UNII) 3m 9120D_01620_250915 HORIZONTAL : RBW:1000.000kHz VBW:3000.000kHz SWT:Auto Freq Level Limit Line Margin Read Level Ant Factor Cable Loss Preamp Factor Aux Factor APos TPos Remark MHz dBuV/m dBuV/m dB dBuV dB/m dB dB dB cm deg 1 5700.00 116.10 ------ ------ 105.28 33.38 10.25 32.81 0.00 300 194 Peak
Avg	Blank	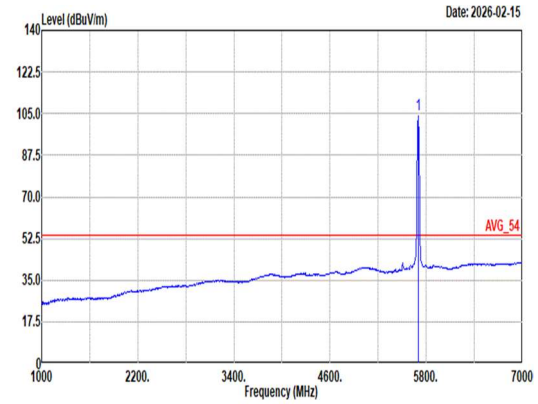 Site : 03CH11-HY Condition: AVG_54 3m 9120D_01620_250915 HORIZONTAL : RBW:1000.000kHz VBW:3000.000kHz SWT:Auto Freq Level Limit Line Margin Read Level Ant Factor Cable Loss Preamp Factor Aux Factor APos TPos Remark MHz dBuV/m dBuV/m dB dBuV dB/m dB dB dB cm deg 1 5700.00 104.60 ------ ------ 93.75 33.42 10.24 32.81 0.00 300 194 Average