Appendix C. Radiated Spurious Emission Test Data

Test Engineer :	Daniel Lee, Bill Chang, Fu Chen, Troye Hsieh	**Temperature :**	19.1~21.9°C
		Relative Humidity :	50.1~66.9%

Note symbol

-L	**Low channel location**
-R	**High channel location**

C1.Radiated Spurious Emission Test Modes

Mode	Band	Band (GHz)	Antenna	Modulation	Channel	Frequency	Data Rate	RU	Remark
Mode 99	U-NII-1	5.15-5.25	1+2	802.11a	36	5180	6Mbps	-	-
Mode 100	U-NII-1	5.15-5.25	1+2	802.11a	44	5220	6Mbps	-	-
Mode 101	U-NII-1	5.15-5.25	1+2	802.11a	48	5240	6Mbps	-	-
Mode 102	U-NII-1	5.15-5.25	1+2	802.11n HT20	36	5180	MCS0	-	-
Mode 103	U-NII-1	5.15-5.25	1+2	802.11n HT20	44	5220	MCS0	-	-
Mode 104	U-NII-1	5.15-5.25	1+2	802.11n HT20	48	5240	MCS0	-	-
Mode 105	U-NII-1	5.15-5.25	1+2	802.11n HT40	38	5190	MCS0	-	-
Mode 106	U-NII-1	5.15-5.25	1+2	802.11n HT40	46	5230	MCS0	-	-
Mode 107	U-NII-1	5.15-5.25	1+2	802.11ac VHT80	42	5210	MCS0	-	-
Mode 108	U-NII-1	5.15-5.25	1+2	802.11ac VHT160	50	5250	MCS0	-	-
Mode 109	U-NII-1	5.15-5.25	1+2	802.11ax HE20	36	5180	MCS0	Full RU	-

C1.Radiated Spurious Emission Test Modes

Mode	Band	Band (GHz)	Antenna	Modulation	Channel	Frequency	Data Rate	RU	Remark
Mode 110	U-NII-1	5.15-5.25	1+2	802.11ax HE20	44	5220	MCS0	Full RU	-
Mode 111	U-NII-1	5.15-5.25	1+2	802.11ax HE20	48	5240	MCS0	Full RU	-
Mode 112	U-NII-1	5.15-5.25	1+2	802.11ax HE40	38	5190	MCS0	Full RU	-
Mode 113	U-NII-1	5.15-5.25	1+2	802.11ax HE40	46	5230	MCS0	Full RU	-
Mode 114	U-NII-1	5.15-5.25	1+2	802.11ax HE80	42	5210	MCS0	Full RU	-
Mode 115	U-NII-1	5.15-5.25	1+2	802.11ax HE160	50	5250	MCS0	Full RU	-
Mode 116	U-NII-2A	5.25-5.35	1+2	802.11a	52	5260	6Mbps	-	-
Mode 117	U-NII-2A	5.25-5.35	1+2	802.11a	60	5300	6Mbps	-	-
Mode 118	U-NII-2A	5.25-5.35	1+2	802.11a	64	5320	6Mbps	-	-
Mode 119	U-NII-2A	5.25-5.35	1+2	802.11n HT20	52	5260	MCS0	-	-
Mode 120	U-NII-2A	5.25-5.35	1+2	802.11n HT20	60	5300	MCS0	-	-

C1.Radiated Spurious Emission Test Modes

Mode	Band	Band (GHz)	Antenna	Modulation	Channel	Frequency	Data Rate	RU	Remark
Mode 121	U-NII-2A	5.25-5.35	1+2	802.11n HT20	64	5320	MCS0	-	-
Mode 122	U-NII-2A	5.25-5.35	1+2	802.11n HT40	54	5270	MCS0	-	-
Mode 123	U-NII-2A	5.25-5.35	1+2	802.11n HT40	62	5310	MCS0	-	-
Mode 124	U-NII-2A	5.25-5.35	1+2	802.11ac VHT80	58	5290	MCS0	-	-
Mode 125	U-NII-2A	5.25-5.35	1+2	802.11ax HE20	52	5260	MCS0	Full RU	-
Mode 126	U-NII-2A	5.25-5.35	1+2	802.11ax HE20	60	5300	MCS0	Full RU	-
Mode 127	U-NII-2A	5.25-5.35	1+2	802.11ax HE20	64	5320	MCS0	Full RU	-
Mode 128	U-NII-2A	5.25-5.35	1+2	802.11ax HE40	54	5270	MCS0	Full RU	-
Mode 129	U-NII-2A	5.25-5.35	1+2	802.11ax HE40	62	5310	MCS0	Full RU	-
Mode 130	U-NII-2A	5.25-5.35	1+2	802.11ax HE80	58	5290	MCS0	Full RU	-
Mode 131	U-NII-2C	5.47-5.725	1+2	802.11a	100	5500	6Mbps	-	-

C1.Radiated Spurious Emission Test Modes

Mode	Band	Band (GHz)	Antenna	Modulation	Channel	Frequency	Data Rate	RU	Remark
Mode 132	U-NII-2C	5.47-5.725	1+2	802.11a	116	5580	6Mbps	-	-
Mode 133	U-NII-2C	5.47-5.725	1+2	802.11a	140	5700	6Mbps	-	-
Mode 134	U-NII-2C	5.47-5.725	1+2	802.11a	144	5720	6Mbps	-	-
Mode 135	U-NII-2C	5.47-5.725	1+2	802.11n HT20	100	5500	MCS0	-	-
Mode 136	U-NII-2C	5.47-5.725	1+2	802.11n HT20	116	5580	MCS0	-	-
Mode 137	U-NII-2C	5.47-5.725	1+2	802.11n HT20	140	5700	MCS0	-	-
Mode 138	U-NII-2C	5.47-5.725	1+2	802.11n HT20	144	5720	MCS0	-	-
Mode 139	U-NII-2C	5.47-5.725	1+2	802.11n HT40	102	5510	MCS0	-	-
Mode 140	U-NII-2C	5.47-5.725	1+2	802.11n HT40	110	5550	MCS0	-	-
Mode 141	U-NII-2C	5.47-5.725	1+2	802.11n HT40	134	5670	MCS0	-	-
Mode 142	U-NII-2C	5.47-5.725	1+2	802.11n HT40	142	5710	MCS0	-	-

C1.Radiated Spurious Emission Test Modes

Mode	Band	Band (GHz)	Antenna	Modulation	Channel	Frequency	Data Rate	RU	Remark
Mode 143	U-NII-2C	5.47-5.725	1+2	802.11ac VHT80	106	5530	MCS0	-	-
Mode 144	U-NII-2C	5.47-5.725	1+2	802.11ac VHT80	122	5610	MCS0	-	-
Mode 145	U-NII-2C	5.47-5.725	1+2	802.11ac VHT80	138	5690	MCS0	-	-
Mode 146	U-NII-2C	5.47-5.725	1+2	802.11ac VHT160	114	5570	MCS0	-	-
Mode 147	U-NII-2C	5.47-5.725	1+2	802.11ax HE20	100	5500	MCS0	Full RU	-
Mode 148	U-NII-2C	5.47-5.725	1+2	802.11ax HE20	116	5580	MCS0	Full RU	-
Mode 149	U-NII-2C	5.47-5.725	1+2	802.11ax HE20	140	5700	MCS0	Full RU	-
Mode 150	U-NII-2C	5.47-5.725	1+2	802.11ax HE20	144	5720	MCS0	Full RU	-
Mode 151	U-NII-2C	5.47-5.725	1+2	802.11ax HE40	102	5510	MCS0	Full RU	-
Mode 152	U-NII-2C	5.47-5.725	1+2	802.11ax HE40	110	5550	MCS0	Full RU	-
Mode 153	U-NII-2C	5.47-5.725	1+2	802.11ax HE40	134	5670	MCS0	Full RU	-

C1.Radiated Spurious Emission Test Modes

Mode	Band	Band (GHz)	Antenna	Modulation	Channel	Frequency	Data Rate	RU	Remark
Mode 154	U-NII-2C	5.47-5.725	1+2	802.11ax HE40	142	5710	MCS0	Full RU	-
Mode 155	U-NII-2C	5.47-5.725	1+2	802.11ax HE80	106	5530	MCS0	Full RU	-
Mode 156	U-NII-2C	5.47-5.725	1+2	802.11ax HE80	122	5610	MCS0	Full RU	-
Mode 157	U-NII-2C	5.47-5.725	1+2	802.11ax HE80	138	5690	MCS0	Full RU	-
Mode 158	U-NII-2C	5.47-5.725	1+2	802.11ax HE160	114	5570	MCS0	Full RU	-
Mode 159	U-NII-1	5.15-5.25	1+2	802.11ax HE40	46	5230	MCS0	Full RU	LF
Mode 160	U-NII-1	5.15-5.25	1+2	802.11ax HE40	46	5230	MCS0	Full RU	SHF

C2.Summary of each worse mode

Mode	Modulation	Ch.	Freq. (MHz)	Level (dBuV/m)	Limit (dBuV/m)	Margin (dB)	Pol.	Peak Avg.	Result	RU	Remark
99	802.11a	36	5149.76	49.53	54.00	-4.47	V	Avg.	Pass	-	Band Edge
	802.11a	36	4798.00	48.20	54.00	-5.80	V	Avg.	Pass	-	Harmonic
100	802.11a	44	5025.08	43.75	54.00	-10.25	V	Avg.	Pass	-	Band Edge
	802.11a	44	4798.00	46.40	54.00	-7.60	V	Avg.	Pass	-	Harmonic
101	802.11a	48	5040.08	44.27	54.00	-9.73	V	Avg.	Pass	-	Band Edge
	802.11a	48	4798.00	46.46	54.00	-7.54	V	Avg.	Pass	-	Harmonic
102	802.11n HT20	36	5040.14	46.53	54.00	-7.47	V	Avg.	Pass	-	Band Edge
	802.11n HT20	36	4798.00	48.20	54.00	-5.80	V	Avg.	Pass	-	Harmonic
103	802.11n HT20	44	5040.04	43.84	54.00	-10.16	V	Avg.	Pass	-	Band Edge
	802.11n HT20	44	4798.00	46.72	54.00	-7.28	V	Avg.	Pass	-	Harmonic
104	802.11n HT20	48	5040.08	43.93	54.00	-10.07	H	Avg.	Pass	-	Band Edge

C2.Summary of each worse mode

Mode	Modulation	Ch.	Freq. (MHz)	Level (dBuV/m)	Limit (dBuV/m)	Margin (dB)	Pol.	Peak Avg.	Result	RU	Remark
104	802.11n HT20	48	4798.00	46.69	54.00	-7.31	V	Avg.	Pass	-	Harmonic
105	802.11n HT40	38	5147.06	51.28	54.00	-2.72	V	Avg.	Pass	-	Band Edge
	802.11n HT40	38	4798.00	48.87	54.00	-5.13	V	Avg.	Pass	-	Harmonic
106	802.11n HT40	46	5147.89	50.30	54.00	-3.70	H	Avg.	Pass	-	Band Edge
	802.11n HT40	46	4798.00	47.68	54.00	-6.32	V	Avg.	Pass	-	Harmonic
107	802.11ac VHT80	42	5148.47	49.74	54.00	-4.26	V	Avg.	Pass	-	Band Edge
	802.11ac VHT80	42	4798.00	44.52	54.00	-9.48	H	Avg.	Pass	-	Harmonic
108	802.11ac VHT160	50	5147.25	52.92	54.00	-1.08	H	Avg.	Pass	-	Band Edge
	802.11ac VHT160	50	4798.00	44.88	54.00	-9.12	H	Avg.	Pass	-	Harmonic
109	802.11ax HE20	36	5149.94	50.74	54.00	-3.26	V	Avg.	Pass	Full RU	Band Edge
	802.11ax HE20	36	4798.00	48.46	54.00	-5.54	V	Avg.	Pass	Full RU	Harmonic

C2.Summary of each worse mode

Mode	Modulation	Ch.	Freq. (MHz)	Level (dBuV/m)	Limit (dBuV/m)	Margin (dB)	Pol.	Peak Avg.	Result	RU	Remark
110	802.11ax HE20	44	5040.26	43.83	54.00	-10.17	V	Avg.	Pass	Full RU	Band Edge
	802.11ax HE20	44	4798.00	46.96	54.00	-7.04	V	Avg.	Pass	Full RU	Harmonic
111	802.11ax HE20	48	5040.08	44.11	54.00	-9.89	H	Avg.	Pass	Full RU	Band Edge
	802.11ax HE20	48	4798.00	46.86	54.00	-7.14	V	Avg.	Pass	Full RU	Harmonic
112	802.11ax HE40	38	5149.15	52.97	54.00	-1.03	V	Avg.	Pass	Full RU	Band Edge
	802.11ax HE40	38	4798.00	48.87	54.00	-5.13	V	Avg.	Pass	Full RU	Harmonic
113	802.11ax HE40	46	5147.20	53.37	54.00	-0.63	H	Avg.	Pass	Full RU	Band Edge
	802.11ax HE40	46	4798.00	47.75	54.00	-6.25	V	Avg.	Pass	Full RU	Harmonic
114	802.11ax HE80	42	5149.94	50.41	54.00	-3.59	V	Avg.	Pass	Full RU	Band Edge
	802.11ax HE80	42	4798.00	44.50	54.00	-9.50	H	Avg.	Pass	Full RU	Harmonic
115	802.11ax HE160	50	5150.00	52.69	54.00	-1.31	V	Avg.	Pass	Full RU	Band Edge

C2.Summary of each worse mode

Mode	Modulation	Ch.	Freq. (MHz)	Level (dBuV/m)	Limit (dBuV/m)	Margin (dB)	Pol.	Peak Avg.	Result	RU	Remark
115	802.11ax HE160	50	4798.00	44.89	54.00	-9.11	H	Avg.	Pass	Full RU	Harmonic
116	802.11a	52	5074.62	43.39	54.00	-10.61	V	Avg.	Pass	-	Band Edge
	802.11a	52	4798.00	46.47	54.00	-7.53	V	Avg.	Pass	-	Harmonic
117	802.11a	60	5351.04	47.67	54.00	-6.33	V	Avg.	Pass	-	Band Edge
	802.11a	60	4798.00	46.41	54.00	-7.59	V	Avg.	Pass	-	Harmonic
118	802.11a	64	5350.10	47.07	54.00	-6.93	H	Avg.	Pass	-	Band Edge
	802.11a	64	4798.00	47.43	54.00	-6.57	H	Avg.	Pass	-	Harmonic
119	802.11n HT20	52	5069.16	43.60	54.00	-10.40	H	Avg.	Pass	-	Band Edge
	802.11n HT20	52	4798.00	46.66	54.00	-7.34	V	Avg.	Pass	-	Harmonic
120	802.11n HT20	60	5351.52	47.97	54.00	-6.03	V	Avg.	Pass	-	Band Edge
	802.11n HT20	60	4798.00	46.66	54.00	-7.34	V	Avg.	Pass	-	Harmonic

C2.Summary of each worse mode

Mode	Modulation	Ch.	Freq. (MHz)	Level (dBuV/m)	Limit (dBuV/m)	Margin (dB)	Pol.	Peak Avg.	Result	RU	Remark
121	802.11n HT20	64	5350.24	51.58	54.00	-2.42	V	Avg.	Pass	-	Band Edge
	802.11n HT20	64	4798.00	47.79	54.00	-6.21	H	Avg.	Pass	-	Harmonic
122	802.11n HT40	54	5350.18	49.78	54.00	-4.22	H	Avg.	Pass	-	Band Edge
	802.11n HT40	54	4798.00	47.41	54.00	-6.59	V	Avg.	Pass	-	Harmonic
123	802.11n HT40	62	5350.05	50.01	54.00	-3.99	V	Avg.	Pass	-	Band Edge
	802.11n HT40	62	4798.00	48.37	54.00	-5.63	V	Avg.	Pass	-	Harmonic
124	802.11ac VHT80	58	5354.94	48.98	54.00	-5.02	H	Avg.	Pass	-	Band Edge
	802.11ac VHT80	58	5758.00	59.29	68.20	-8.91	V	Peak	Pass	-	Harmonic
125	802.11ax HE20	52	5063.18	44.67	54.00	-9.33	V	Avg.	Pass	Full RU	Band Edge
	802.11ax HE20	52	4798.00	46.66	54.00	-7.34	V	Avg.	Pass	Full RU	Harmonic
126	802.11ax HE20	60	5352.48	48.67	54.00	-5.33	V	Avg.	Pass	Full RU	Band Edge

C2.Summary of each worse mode

Mode	Modulation	Ch.	Freq. (MHz)	Level (dBuV/m)	Limit (dBuV/m)	Margin (dB)	Pol.	Peak Avg.	Result	RU	Remark
126	802.11ax HE20	60	4798.00	46.62	54.00	-7.38	V	Avg.	Pass	Full RU	Harmonic
127	802.11ax HE20	64	5350.38	51.75	54.00	-2.25	H	Avg.	Pass	Full RU	Band Edge
	802.11ax HE20	64	4798.00	47.71	54.00	-6.29	H	Avg.	Pass	Full RU	Harmonic
128	802.11ax HE40	54	5350.56	50.67	54.00	-3.33	H	Avg.	Pass	Full RU	Band Edge
	802.11ax HE40	54	4798.00	47.70	54.00	-6.30	V	Avg.	Pass	Full RU	Harmonic
129	802.11ax HE40	62	5351.10	51.57	54.00	-2.43	H	Avg.	Pass	Full RU	Band Edge
	802.11ax HE40	62	4798.00	48.86	54.00	-5.14	H	Avg.	Pass	Full RU	Harmonic
130	802.11ax HE80	58	5354.43	49.44	54.00	-4.56	V	Avg.	Pass	Full RU	Band Edge
	802.11ax HE80	58	4798.00	44.56	54.00	-9.44	V	Avg.	Pass	Full RU	Harmonic
131	802.11a	100	5470.00	65.08	68.20	-3.12	V	Peak	Pass	-	Band Edge
	802.11a	100	4798.00	47.80	54.00	-6.20	H	Avg.	Pass	-	Harmonic

C2.Summary of each worse mode

Mode	Modulation	Ch.	Freq. (MHz)	Level (dBuV/m)	Limit (dBuV/m)	Margin (dB)	Pol.	Peak Avg.	Result	RU	Remark
132	802.11a	116	5392.55	43.14	54.00	-10.86	H	Avg.	Pass	-	Band Edge
	802.11a	116	4798.00	45.60	54.00	-8.40	V	Avg.	Pass	-	Harmonic
133	802.11a	140	5725.87	66.52	68.20	-1.68	V	Peak	Pass	-	Band Edge
	802.11a	140	4798.00	46.12	54.00	-7.88	V	Avg.	Pass	-	Harmonic
134	802.11a	144	5431.12	42.12	54.00	-11.88	V	Avg.	Pass	-	Band Edge
	802.11a	144	4798.00	45.38	54.00	-8.62	V	Avg.	Pass	-	Harmonic
135	802.11n HT20	100	5470.00	66.10	68.20	-2.10	V	Peak	Pass	-	Band Edge
	802.11n HT20	100	4798.00	47.64	54.00	-6.36	V	Avg.	Pass	-	Harmonic
136	802.11n HT20	116	5396.46	42.15	54.00	-11.85	H	Avg.	Pass	-	Band Edge
	802.11n HT20	116	4798.00	45.54	54.00	-8.46	V	Avg.	Pass	-	Harmonic
137	802.11n HT20	140	5727.63	64.66	68.20	-3.54	V	Peak	Pass	-	Band Edge

C2.Summary of each worse mode

Mode	Modulation	Ch.	Freq. (MHz)	Level (dBuV/m)	Limit (dBuV/m)	Margin (dB)	Pol.	Peak Avg.	Result	RU	Remark
137	802.11n HT20	140	4798.00	45.91	54.00	-8.09	V	Avg.	Pass	-	Harmonic
138	802.11n HT20	144	5440.09	41.77	54.00	-12.23	H	Avg.	Pass	-	Band Edge
	802.11n HT20	144	4798.00	45.36	54.00	-8.64	V	Avg.	Pass	-	Harmonic
139	802.11n HT40	102	5470.00	66.88	68.20	-1.32	V	Peak	Pass	-	Band Edge
	802.11n HT40	102	4798.00	49.25	54.00	-4.75	H	Avg.	Pass	-	Harmonic
140	802.11n HT40	110	5469.60	67.15	68.20	-1.05	V	Peak	Pass	-	Band Edge
	802.11n HT40	110	4798.00	48.97	54.00	-5.03	H	Avg.	Pass	-	Harmonic
141	802.11n HT40	134	5727.86	66.88	68.20	-1.32	V	Peak	Pass	-	Band Edge
	802.11n HT40	134	4798.00	48.68	54.00	-5.32	H	Avg.	Pass	-	Harmonic
142	802.11n HT40	142	5852.25	57.18	68.20	-11.02	V	Peak	Pass	-	Band Edge
	802.11n HT40	142	4798.00	49.08	54.00	-4.92	V	Avg.	Pass	-	Harmonic

C2.Summary of each worse mode

Mode	Modulation	Ch.	Freq. (MHz)	Level (dBuV/m)	Limit (dBuV/m)	Margin (dB)	Pol.	Peak Avg.	Result	RU	Remark
143	802.11ac VHT80	106	5459.80	52.65	54.00	-1.35	H	Avg.	Pass	-	Band Edge
	802.11ac VHT80	106	4798.00	48.86	54.00	-5.14	V	Avg.	Pass	-	Harmonic
144	802.11ac VHT80	122	5727.49	67.24	68.20	-0.96	V	Peak	Pass	-	Band Edge
	802.11ac VHT80	122	4798.00	50.87	54.00	-3.13	H	Avg.	Pass	-	Harmonic
145	802.11ac VHT80	138	5853.70	66.48	68.20	-1.72	V	Peak	Pass	-	Band Edge
	802.11ac VHT80	138	4798.00	50.31	54.00	-3.69	V	Avg.	Pass	-	Harmonic
146	802.11ac VHT160	114	5452.08	52.55	54.00	-1.45	V	Avg.	Pass	-	Band Edge
	802.11ac VHT160	114	4798.00	47.75	54.00	-6.25	H	Avg.	Pass	-	Harmonic
147	802.11ax HE20	100	5468.35	61.54	68.20	-6.66	H	Peak	Pass	Full RU	Band Edge
	802.11ax HE20	100	4798.00	49.57	54.00	-4.43	H	Avg.	Pass	Full RU	Harmonic
148	802.11ax HE20	116	5395.77	43.00	54.00	-11.00	V	Avg.	Pass	Full RU	Band Edge

C2.Summary of each worse mode

Mode	Modulation	Ch.	Freq. (MHz)	Level (dBuV/m)	Limit (dBuV/m)	Margin (dB)	Pol.	Peak Avg.	Result	RU	Remark
148	802.11ax HE20	116	4798.00	49.74	54.00	-4.26	H	Avg.	Pass	Full RU	Harmonic
149	802.11ax HE20	140	5725.61	66.41	68.20	-1.79	V	Peak	Pass	Full RU	Band Edge
	802.11ax HE20	140	4798.00	49.58	54.00	-4.42	V	Avg.	Pass	Full RU	Harmonic
150	802.11ax HE20	144	5439.70	41.58	54.00	-12.42	H	Avg.	Pass	Full RU	Band Edge
	802.11ax HE20	144	4798.00	48.70	54.00	-5.30	H	Avg.	Pass	Full RU	Harmonic
151	802.11ax HE40	102	5469.84	64.45	68.20	-3.75	V	Peak	Pass	Full RU	Band Edge
	802.11ax HE40	102	4798.00	48.17	54.00	-5.83	H	Avg.	Pass	Full RU	Harmonic
152	802.11ax HE40	110	5469.20	66.38	68.20	-1.82	H	Peak	Pass	Full RU	Band Edge
	802.11ax HE40	110	4798.00	48.79	54.00	-5.21	V	Avg.	Pass	Full RU	Harmonic
153	802.11ax HE40	134	5725.77	62.90	68.20	-5.30	V	Peak	Pass	Full RU	Band Edge
	802.11ax HE40	134	4798.00	48.16	54.00	-5.84	H	Avg.	Pass	Full RU	Harmonic

C2.Summary of each worse mode

Mode	Modulation	Ch.	Freq. (MHz)	Level (dBuV/m)	Limit (dBuV/m)	Margin (dB)	Pol.	Peak Avg.	Result	RU	Remark
154	802.11ax HE40	142	5858.00	56.01	68.20	-12.19	V	Peak	Pass	Full RU	Band Edge
	802.11ax HE40	142	4798.00	48.36	54.00	-5.64	V	Avg.	Pass	Full RU	Harmonic
155	802.11ax HE80	106	5459.98	52.63	54.00	-1.37	V	Avg.	Pass	Full RU	Band Edge
	802.11ax HE80	106	4798.00	48.06	54.00	-5.94	V	Avg.	Pass	Full RU	Harmonic
156	802.11ax HE80	122	5729.20	66.97	68.20	-1.23	V	Peak	Pass	Full RU	Band Edge
	802.11ax HE80	122	4798.00	46.26	54.00	-7.74	H	Avg.	Pass	Full RU	Harmonic
157	802.11ax HE80	138	5850.10	66.90	68.20	-1.30	V	Peak	Pass	Full RU	Band Edge
	802.11ax HE80	138	4798.00	47.22	54.00	-6.78	H	Avg.	Pass	Full RU	Harmonic
158	802.11ax HE160	114	5456.04	52.96	54.00	-1.04	V	Avg.	Pass	Full RU	Band Edge
	802.11ax HE160	114	4798.00	49.17	54.00	-4.83	V	Avg.	Pass	Full RU	Harmonic
159	LF	46	40.67	33.87	40.00	-6.13	V	QP	Pass	-	LF

C2.Summary of each worse mode

Mode	Modulation	Ch.	Freq. (MHz)	Level (dBuV/m)	Limit (dBuV/m)	Margin (dB)	Pol.	Peak Avg.	Result	RU	Remark
160	SHF	46	39984.86	44.36	54.00	-9.64	H	Avg.	Pass	-	SHF

Mode	99	
	Band Edge	
	U-NII-1_5.15-5.25_802.11a_CH36_5180MHz	
ANT	1+2	
Pol.	Horizontal	Fundamental
Peak	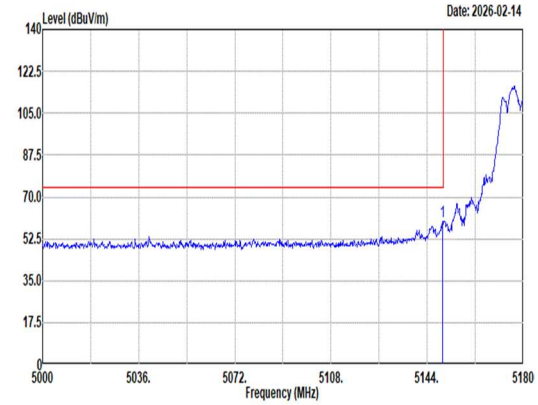 Site : 03CH11-HY Condition: PEAK_BE_74 3m 9120D_01620_250915 HORIZONTAL : RBW:1000.000kHz VBW:3000.000kHz SWT:Auto Freq Level Limit Line Margin Read Level Ant Factor Cable Loss Preamp Factor Aux Factor APos TPos Remark MHz dBuV/m dBuV/m dB dBuV dB/m dB dB dB cm deg 1 5149.76 59.86 74.00 -14.14 50.01 33.00 9.66 32.81 0.00 286 334 Peak	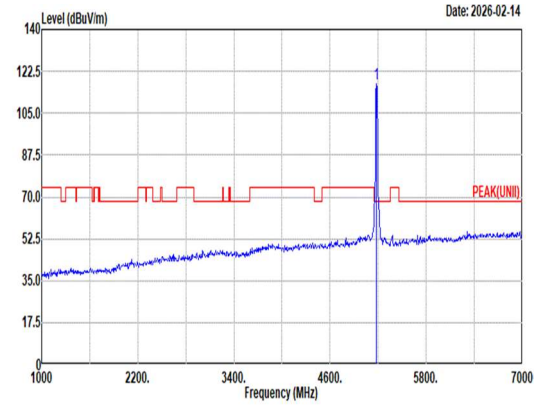 Site : 03CH11-HY Condition: PEAK(UNII) 3m 9120D_01620_250915 HORIZONTAL : RBW:1000.000kHz VBW:3000.000kHz SWT:Auto Freq Level Limit Line Margin Read Level Ant Factor Cable Loss Preamp Factor Aux Factor APos TPos Remark MHz dBuV/m dBuV/m dB dBuV dB/m dB dB dB cm deg 1 5180.00 117.14 ------ ------ 107.29 33.00 9.65 32.80 0.00 286 334 Peak
Avg	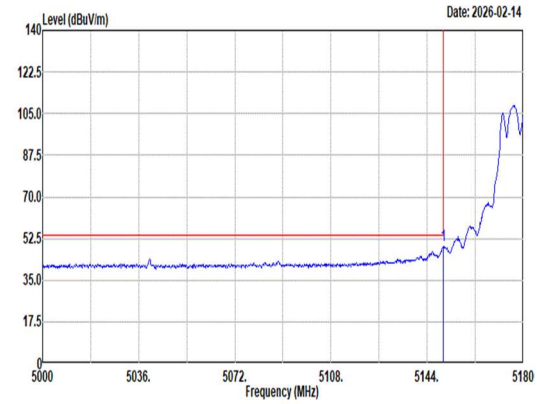 Site : 03CH11-HY Condition: AVG_BE_54 3m 9120D_01620_250915 HORIZONTAL : RBW:1000.000kHz VBW:3000.000kHz SWT:Auto Freq Level Limit Line Margin Read Level Ant Factor Cable Loss Preamp Factor Aux Factor APos TPos Remark MHz dBuV/m dBuV/m dB dBuV dB/m dB dB dB cm deg 1 5149.94 49.50 54.00 -4.50 39.65 33.00 9.66 32.81 0.00 286 334 Average	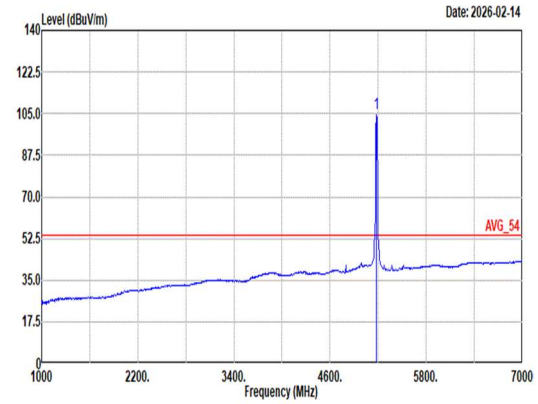 Site : 03CH11-HY Condition: AVG_54 3m 9120D_01620_250915 HORIZONTAL : RBW:1000.000kHz VBW:3000.000kHz SWT:Auto Freq Level Limit Line Margin Read Level Ant Factor Cable Loss Preamp Factor Aux Factor APos TPos Remark MHz dBuV/m dBuV/m dB dBuV dB/m dB dB dB cm deg 1 5180.00 105.17 ------ ------ 95.33 33.00 9.64 32.80 0.00 286 334 Average

Mode	99	
	Band Edge	
	U-NII-1_5.15-5.25_802.11a_CH36_5180MHz	
ANT	1+2	
Pol.	Vertical	Fundamental
Peak	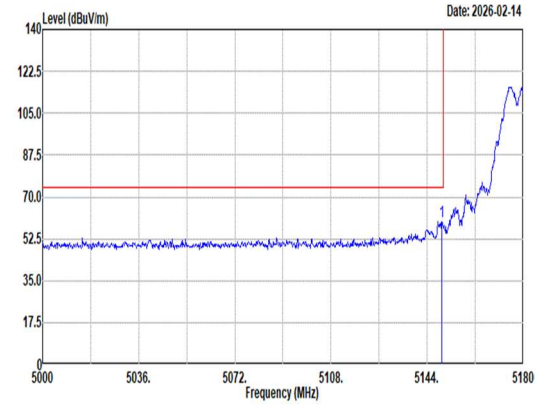 Site : 03CH11-HY Condition: PEAK_BE_74 3m 9120D_01620_250915 VERTICAL : RBW:1000.000kHz VBW:3000.000kHz SWT:Auto Freq Level Limit Line Margin Read Level Ant Factor Cable Loss Preamp Factor Aux Factor APos TPos Remark MHz dBuV/m dBuV/m dB dBuV dB/m dB dB dB cm deg 1 5149.58 59.93 74.00 -14.07 50.08 33.00 9.66 32.81 0.00 100 350 Peak	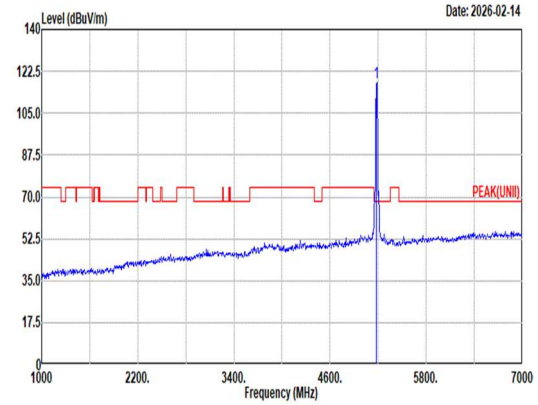 Site : 03CH11-HY Condition: PEAK(UNII) 3m 9120D_01620_250915 VERTICAL : RBW:1000.000kHz VBW:3000.000kHz SWT:Auto Freq Level Limit Line Margin Read Level Ant Factor Cable Loss Preamp Factor Aux Factor APos TPos Remark MHz dBuV/m dBuV/m dB dBuV dB/m dB dB dB cm deg 1 5180.00 117.81 ------ ------ 107.97 33.00 9.64 32.80 0.00 100 350 Peak
Avg	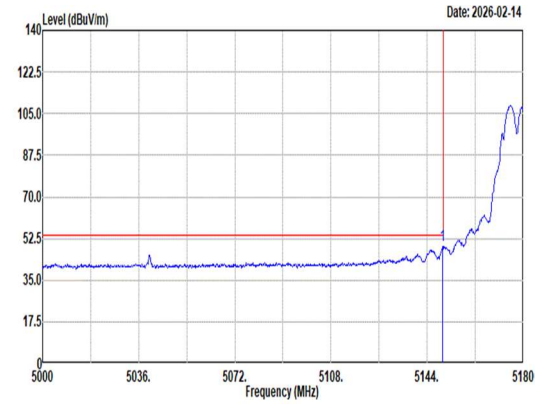 Site : 03CH11-HY Condition: AVG_BE_54 3m 9120D_01620_250915 VERTICAL : RBW:1000.000kHz VBW:0.510kHz SWT:Auto Freq Level Limit Line Margin Read Level Ant Factor Cable Loss Preamp Factor Aux Factor APos TPos Remark MHz dBuV/m dBuV/m dB dBuV dB/m dB dB dB cm deg 1 5149.76 49.53 54.00 -4.47 39.68 33.00 9.66 32.81 0.00 100 350 Average	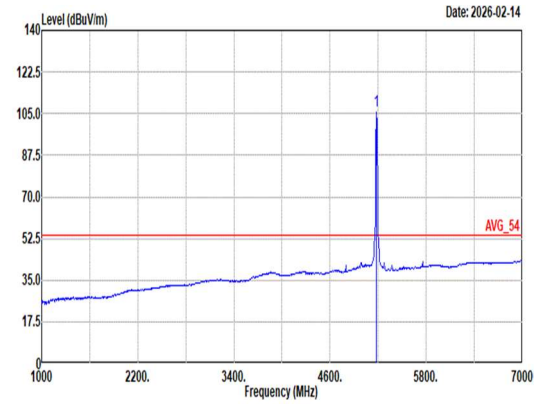 Site : 03CH11-HY Condition: AVG_54 3m 9120D_01620_250915 VERTICAL : RBW:1000.000kHz VBW:3000.000kHz SWT:Auto Freq Level Limit Line Margin Read Level Ant Factor Cable Loss Preamp Factor Aux Factor APos TPos Remark MHz dBuV/m dBuV/m dB dBuV dB/m dB dB dB cm deg 1 5180.00 106.25 ------ ------ 96.41 33.00 9.64 32.80 0.00 100 350 Average

Mode	99
	Harmonic
	U-NII-1_5.15-5.25_802.11a_CH36_5180MHz
ANT	1+2

Pol.	Horizontal	Vertical
Peak Avg	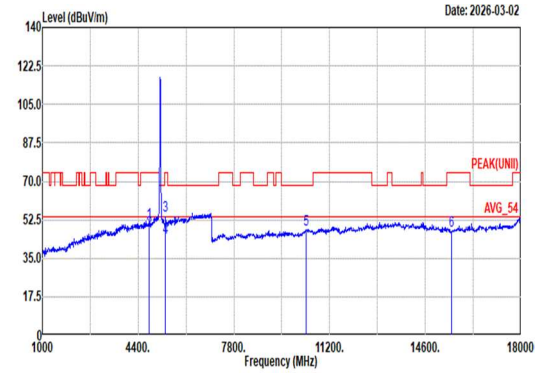 Site : 03CH11-HY Condition: PEAK(UNII) 3m 9120D_01620_250915 HORIZONTAL 1 4798.00 51.17 74.00 -22.83 42.51 32.29 9.23 32.86 0.00 274 337 Peak 2 4798.00 47.33 54.00 -6.67 38.67 32.29 9.23 32.86 0.00 274 337 Average 3 5380.00 54.29 74.00 -19.71 44.51 32.88 9.66 32.76 0.00 212 347 Peak 4 5380.00 44.39 54.00 -9.61 34.61 32.88 9.66 32.76 0.00 212 347 Average 5 10360.00 47.98 68.20 -20.22 60.08 38.60 16.48 67.46 0.28 -- -- Peak 6 15540.00 47.71 74.00 -26.29 56.48 38.00 20.70 67.77 0.30 -- -- Peak	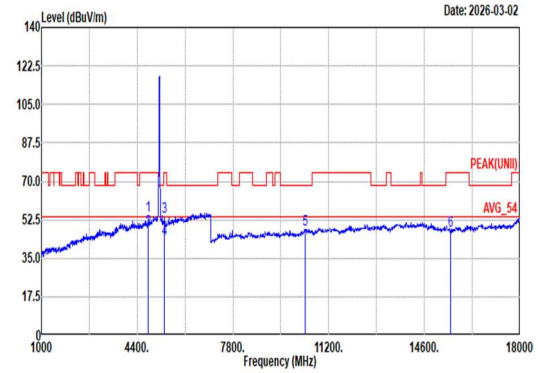 Site : 03CH11-HY Condition: PEAK(UNII) 3m 9120D_01620_250915 VERTICAL 1 4798.00 54.49 74.00 -19.51 45.83 32.29 9.23 32.86 0.00 113 124 Peak 2 4798.00 48.20 54.00 -5.80 39.54 32.29 9.23 32.86 0.00 113 124 Average 3 5380.00 54.04 74.00 -19.96 44.26 32.88 9.66 32.76 0.00 122 321 Peak 4 5380.00 43.83 54.00 -10.17 34.05 32.88 9.66 32.76 0.00 122 321 Average 5 10360.00 48.28 68.20 -19.92 60.38 38.60 16.48 67.46 0.28 -- -- Peak 6 15540.00 47.61 74.00 -26.39 56.38 38.00 20.70 67.77 0.30 -- -- Peak

Mode	99	
	Harmonic	
	U-NII-1_5.15-5.25_802.11a_CH36_5180MHz	
ANT	1+2	
Pol.	Horizontal	Vertical
14.47G ~14.5G Avg	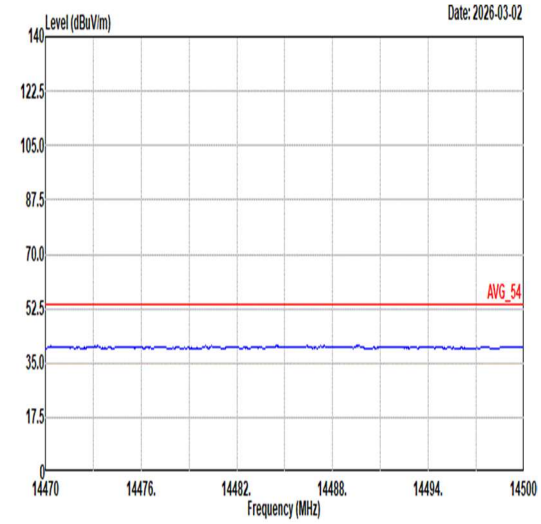 Site : 03CH11-HY Condition: AVG_54 3m 9120D_01620_250915 HORIZONTAL	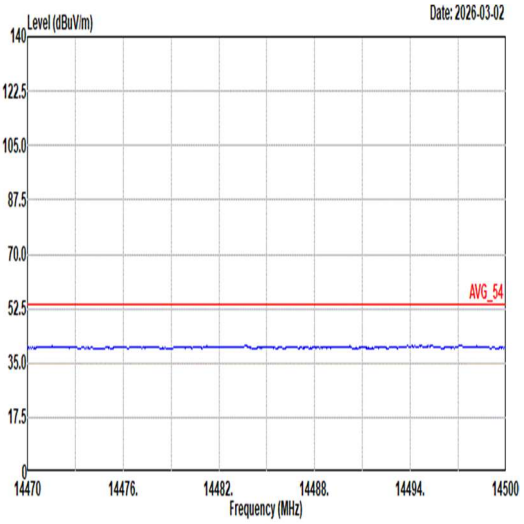 Site : 03CH11-HY Condition: AVG_54 3m 9120D_01620_250915 VERTICAL
17.7G ~18G Avg	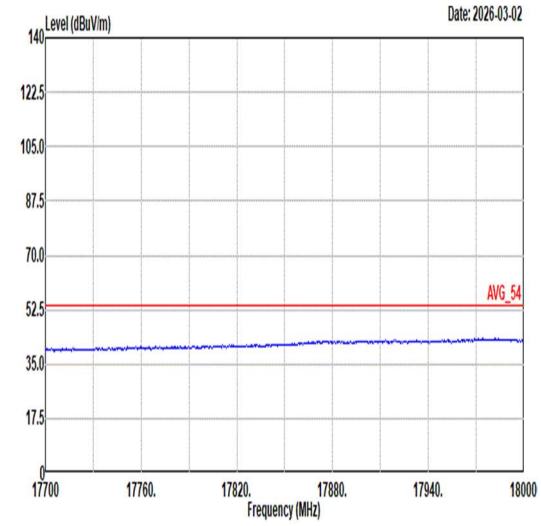 Site : 03CH11-HY Condition: AVG_54 3m 9120D_01620_250915 HORIZONTAL	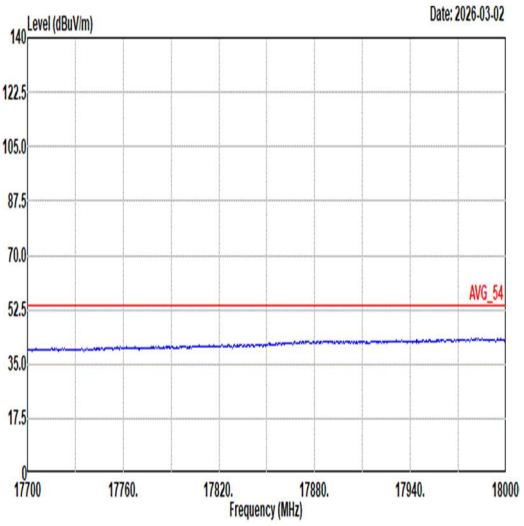 Site : 03CH11-HY Condition: AVG_54 3m 9120D_01620_250915 VERTICAL

Mode	100	
	Band Edge - L	
	U-NII-1_5.15-5.25_802.11a_CH44_5220MHz	
ANT	1+2	
Pol.	Horizontal	Fundamental
Peak	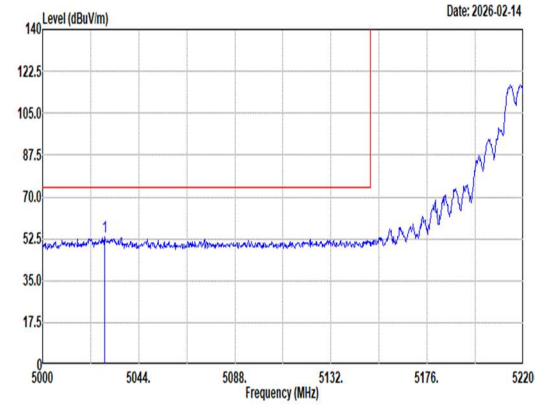 Site : 03CH11-HY Condition: PEAK_BE_74 3m 9120D_01620_250915 HORIZONTAL : RBW:1000.000kHz VBW:3000.000kHz SWT:Auto Freq Level Limit Line Margin Read Level Ant Factor Cable Loss Preamp Factor Aux Factor APos TPos Remark MHz dBuV/m dBuV/m dB dBuV dB/m dB dB dB cm deg 1 5028.60 53.48 74.00 -20.52 43.58 32.99 9.74 32.83 0.00 288 0 Peak	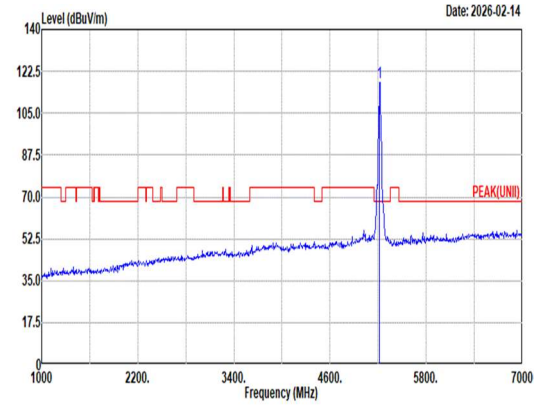 Site : 03CH11-HY Condition: PEAK(UNII) 3m 9120D_01620_250915 HORIZONTAL : RBW:1000.000kHz VBW:3000.000kHz SWT:Auto Freq Level Limit Line Margin Read Level Ant Factor Cable Loss Preamp Factor Aux Factor APos TPos Remark MHz dBuV/m dBuV/m dB dBuV dB/m dB dB dB cm deg 1 5220.00 117.90 ------ ------ 108.16 32.90 9.63 32.79 0.00 288 0 Peak
Avg	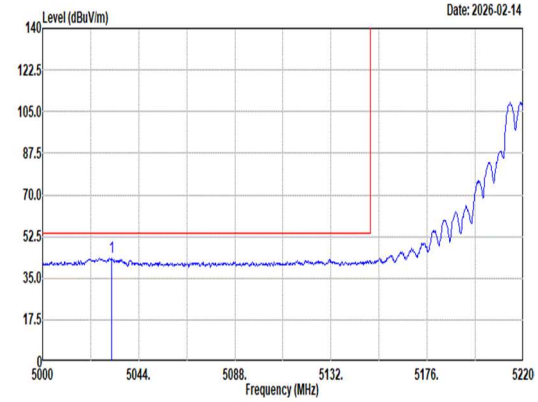 Site : 03CH11-HY Condition: AVG_BE_54 3m 9120D_01620_250915 HORIZONTAL : RBW:1000.000kHz VBW:3000.000kHz SWT:Auto Freq Level Limit Line Margin Read Level Ant Factor Cable Loss Preamp Factor Aux Factor APos TPos Remark MHz dBuV/m dBuV/m dB dBuV dB/m dB dB dB cm deg 1 5031.68 43.74 54.00 -10.26 33.86 32.97 9.74 32.83 0.00 288 0 Average	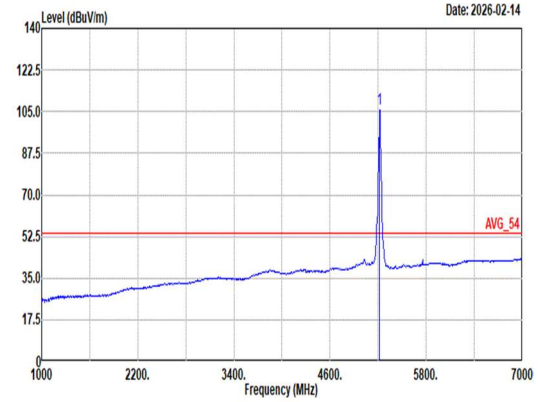 Site : 03CH11-HY Condition: AVG_54 3m 9120D_01620_250915 HORIZONTAL : RBW:1000.000kHz VBW:3000.000kHz SWT:Auto Freq Level Limit Line Margin Read Level Ant Factor Cable Loss Preamp Factor Aux Factor APos TPos Remark MHz dBuV/m dBuV/m dB dBuV dB/m dB dB dB cm deg 1 5220.00 106.07 ------ ------ 96.33 32.90 9.63 32.79 0.00 288 0 Average

Mode	100	
	Band Edge - R	
	U-NII-1_5.15-5.25_802.11a_CH44_5220MHz	
ANT	1+2	
Pol.	Horizontal	Fundamental
Peak	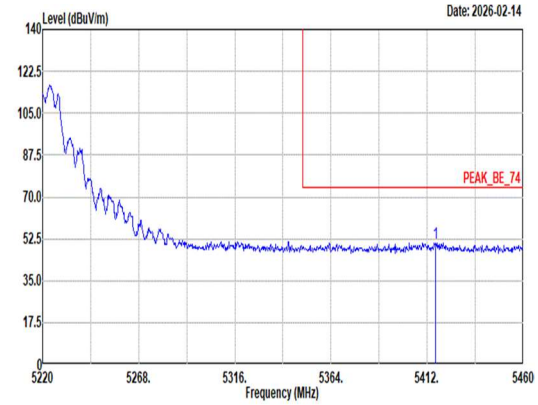 Site : 03CH11-HY Condition: PEAK_BE_74 3m 9120D_01620_250915 HORIZONTAL : RBW:1000.000kHz VBW:3000.000kHz SWT:Auto Limit Read Ant Cable Preamp Aux APos TPos Freq Level Line Margin Level Factor Loss Factor Factor Remark MHz dBuV/m dBuV/m dB dBuV dB/m dB dB dB cm deg 1 5416.08 50.64 74.00 -23.36 40.87 32.80 9.72 32.75 0.00 288 0 Peak	Blank
Avg	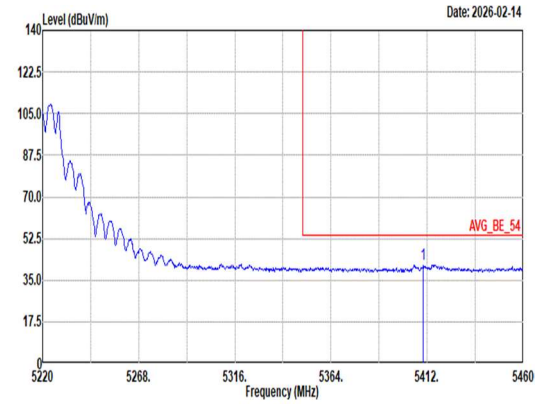 Site : 03CH11-HY Condition: AVG_BE_54 3m 9120D_01620_250915 HORIZONTAL : RBW:1000.000kHz VBW:3000.000kHz SWT:Auto Limit Read Ant Cable Preamp Aux APos TPos Freq Level Line Margin Level Factor Loss Factor Factor Remark MHz dBuV/m dBuV/m dB dBuV dB/m dB dB dB cm deg 1 5410.08 41.71 54.00 -12.29 31.96 32.80 9.70 32.75 0.00 288 0 Average	Blank

Mode	100	
	Band Edge - L	
	U-NII-1_5.15-5.25_802.11a_CH44_5220MHz	
ANT	1+2	
Pol.	Vertical	Fundamental
Peak	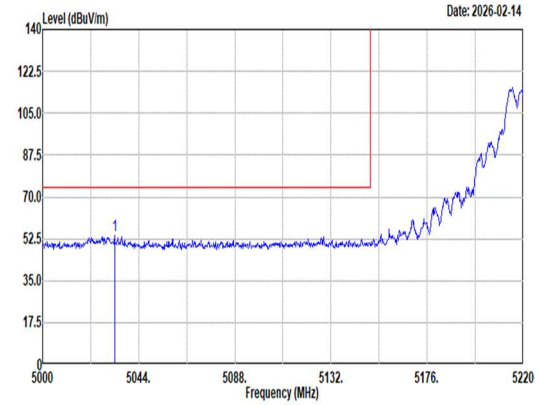 Site : 03CH11-HY Condition: PEAK_BE_74 3m 9120D_01620_250915 VERTICAL : RBW:1000.000kHz VBW:3000.000kHz SWT:Auto Freq Level Limit Line Margin Read Level Ant Factor Cable Loss Preamp Factor Aux Factor APos TPos Remark MHz dBuV/m dBuV/m dB dBuV dB/m dB dB dB cm deg 1 5033.00 54.11 74.00 -19.89 44.23 32.97 9.74 32.83 0.00 300 277 Peak	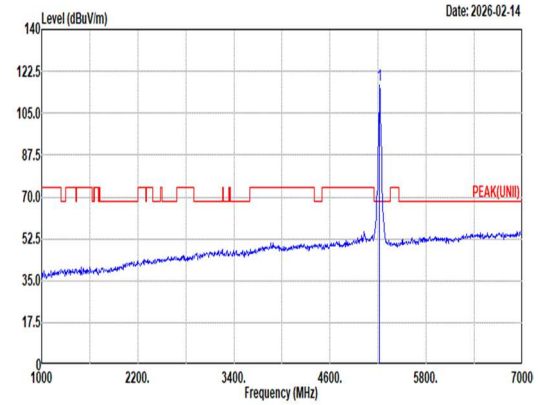 Site : 03CH11-HY Condition: PEAK(UNII) 3m 9120D_01620_250915 VERTICAL : RBW:1000.000kHz VBW:3000.000kHz SWT:Auto Freq Level Limit Line Margin Read Level Ant Factor Cable Loss Preamp Factor Aux Factor APos TPos Remark MHz dBuV/m dBuV/m dB dBuV dB/m dB dB dB cm deg 1 5220.00 116.80 ------ ------ 107.01 32.95 9.63 32.79 0.00 300 277 Peak
Avg	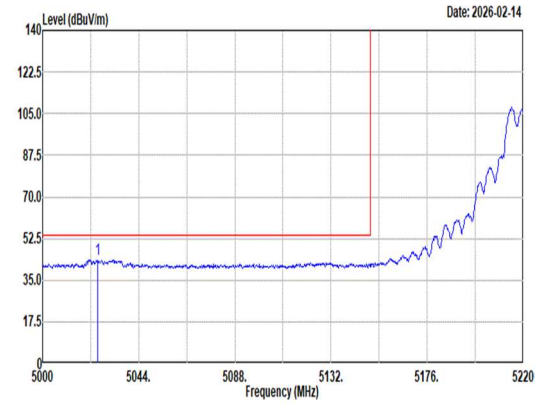 Site : 03CH11-HY Condition: AVG_BE_54 3m 9120D_01620_250915 VERTICAL : RBW:1000.000kHz VBW:3000.000kHz SWT:Auto Freq Level Limit Line Margin Read Level Ant Factor Cable Loss Preamp Factor Aux Factor APos TPos Remark MHz dBuV/m dBuV/m dB dBuV dB/m dB dB dB cm deg 1 5025.08 43.75 54.00 -10.25 33.84 33.00 9.74 32.83 0.00 300 277 Average	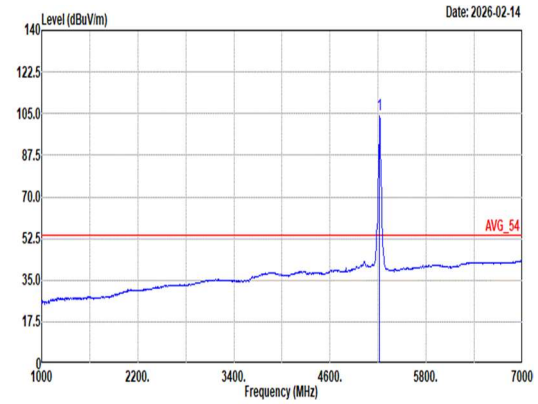 Site : 03CH11-HY Condition: AVG_54 3m 9120D_01620_250915 VERTICAL : RBW:1000.000kHz VBW:3000.000kHz SWT:Auto Freq Level Limit Line Margin Read Level Ant Factor Cable Loss Preamp Factor Aux Factor APos TPos Remark MHz dBuV/m dBuV/m dB dBuV dB/m dB dB dB cm deg 1 5220.00 104.67 ------ ------ 94.90 32.93 9.63 32.79 0.00 300 277 Average

Mode	100	
	Band Edge - R	
	U-NII-1_5.15-5.25_802.11a_CH44_5220MHz	
ANT	1+2	
Pol.	Vertical	Fundamental
Peak	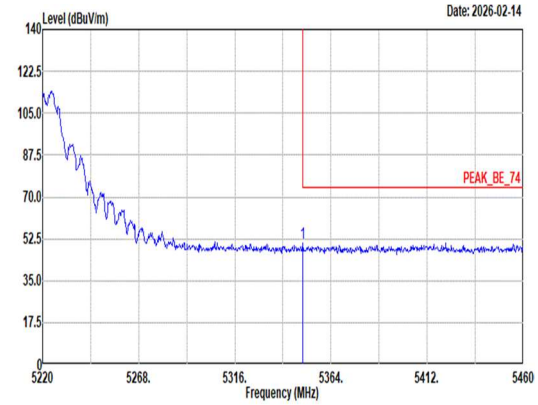 Site : 03CH11-HY Condition: PEAK_BE_74 3m 9120D_01620_250915 VERTICAL : RBW:1000.000kHz VBW:3000.000kHz SWT:Auto Limit Read Ant Cable Preamp Aux APos TPos Freq Level Line Margin Level Factor Loss Factor Factor Remark MHz dBuV/m dBuV/m dB dBuV dB/m dB dB dB cm deg 1 5350.08 50.49 74.00 -23.51 40.60 33.00 9.65 32.76 0.00 300 277 Peak	Blank
Avg	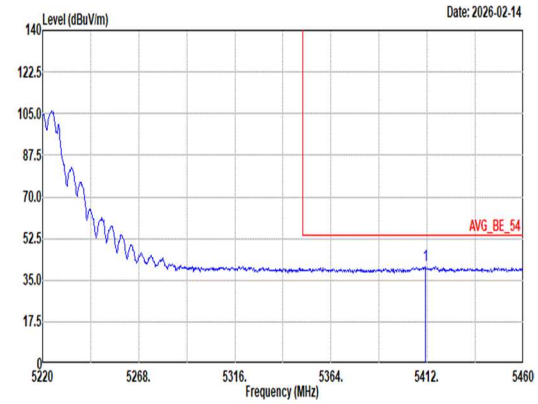 Site : 03CH11-HY Condition: AVG_BE_54 3m 9120D_01620_250915 VERTICAL : RBW:1000.000kHz VBW:3000.000kHz SWT:Auto Limit Read Ant Cable Preamp Aux APos TPos Freq Level Line Margin Level Factor Loss Factor Factor Remark MHz dBuV/m dBuV/m dB dBuV dB/m dB dB dB cm deg 1 5411.04 40.99 54.00 -13.01 31.24 32.80 9.70 32.75 0.00 300 277 Average	Blank

Mode	100	
	Harmonic	
	U-NII-1_5.15-5.25_802.11a_CH44_5220MHz	
ANT	1+2	
Pol.	Horizontal	Vertical
Peak Avg	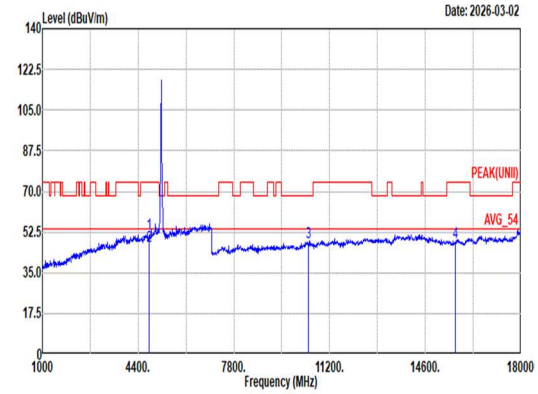 Site : 03CH11-HY Condition: PEAK(UNII) 3m 9120D_01620_250915 HORIZONTAL Freq Level Limit Line Margin Read Level Ant Factor Cable Loss Preamp Factor Aux Factor APos TPos Remark MHz dBuV/m dBuV/m dB dBuV dB/m dB dB dB cm deg 1 4798.00 51.72 74.00 -22.28 43.06 32.29 9.23 32.86 0.00 276 335 Peak 2 4798.00 46.23 54.00 -7.77 37.57 32.29 9.23 32.86 0.00 276 335 Average 3 10440.00 47.87 68.20 -20.33 59.79 38.60 16.55 67.36 0.29 -- -- Peak 4 15660.00 48.17 74.00 -25.83 57.40 37.42 20.83 67.78 0.30 -- -- Peak	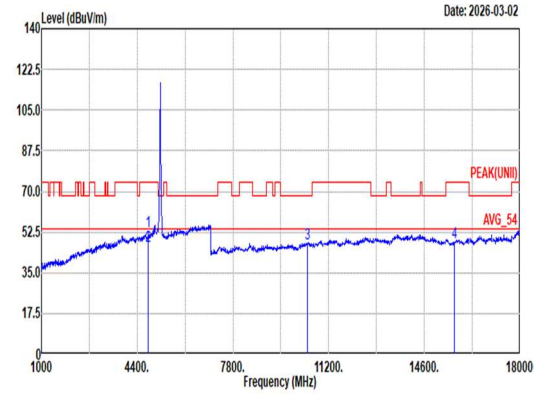 Site : 03CH11-HY Condition: PEAK(UNII) 3m 9120D_01620_250915 VERTICAL Freq Level Limit Line Margin Read Level Ant Factor Cable Loss Preamp Factor Aux Factor APos TPos Remark MHz dBuV/m dBuV/m dB dBuV dB/m dB dB dB cm deg 1 4798.00 52.73 74.00 -21.27 44.07 32.29 9.23 32.86 0.00 112 126 Peak 2 4798.00 46.40 54.00 -7.60 37.74 32.29 9.23 32.86 0.00 112 126 Average 3 10440.00 47.75 68.20 -20.45 59.67 38.60 16.55 67.36 0.29 -- -- Peak 4 15660.00 48.06 74.00 -25.94 57.29 37.42 20.83 67.78 0.30 -- -- Peak

Mode	100	
	Harmonic	
	U-NII-1_5.15-5.25_802.11a_CH44_5220MHz	
ANT	1+2	
Pol.	Horizontal	Vertical
14.47G ~14.5G Avg	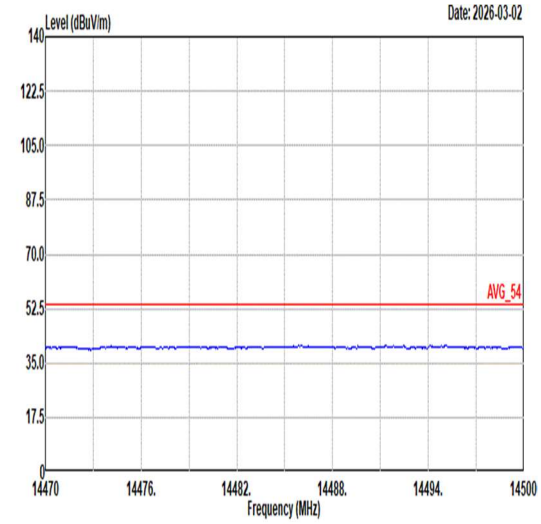 Site : 03CH11-HY Condition: AVG_54 3m 9120D_01620_250915 HORIZONTAL	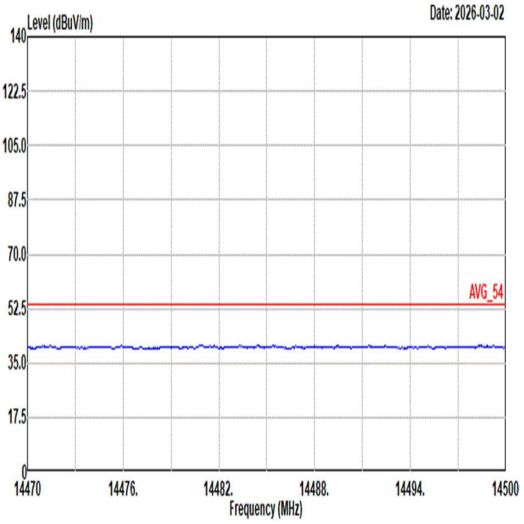 Site : 03CH11-HY Condition: AVG_54 3m 9120D_01620_250915 VERTICAL
17.7G ~18G Avg	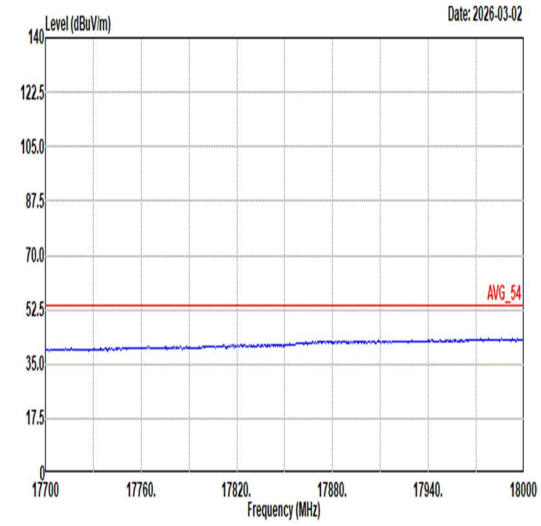 Site : 03CH11-HY Condition: AVG_54 3m 9120D_01620_250915 HORIZONTAL	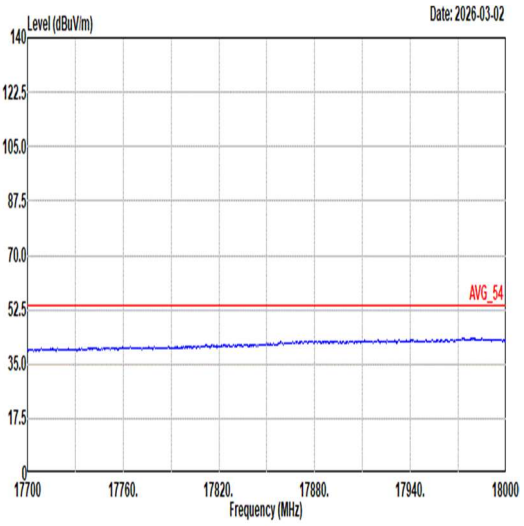 Site : 03CH11-HY Condition: AVG_54 3m 9120D_01620_250915 VERTICAL

Mode	101	
	Band Edge - L	
	U-NII-1_5.15-5.25_802.11a_CH48_5240MHz	
ANT	1+2	
Pol.	Horizontal	Fundamental
Peak	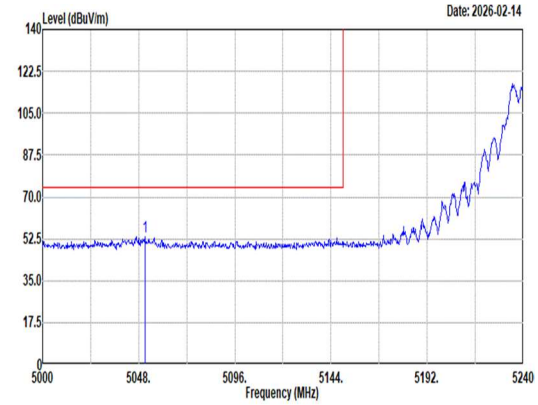 Site : 03CH11-HY Condition: PEAK_BE_74 3m 9120D_01620_250915 HORIZONTAL : RBW:1000.000kHz VBW:3000.000kHz SWT:Auto Freq Level Limit Line Margin Read Level Ant Factor Cable Loss Preamp Factor Aux Factor APos TPos Remark 1 5051.12 53.61 74.00 -20.39 43.81 32.90 9.73 32.83 0.00 274 209 Peak	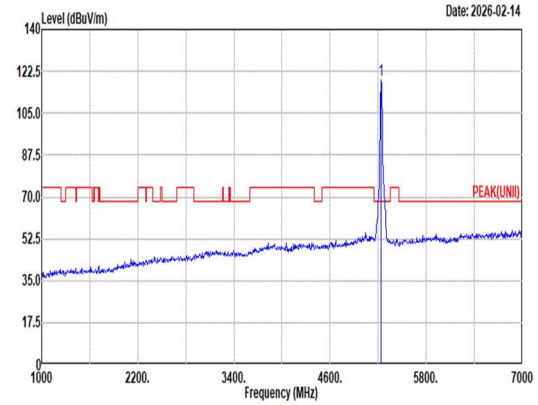 Site : 03CH11-HY Condition: PEAK(UNII) 3m 9120D_01620_250915 HORIZONTAL : RBW:1000.000kHz VBW:3000.000kHz SWT:Auto Freq Level Limit Line Margin Read Level Ant Factor Cable Loss Preamp Factor Aux Factor APos TPos Remark 1 5240.00 118.87 ------ ------ 109.16 32.86 9.64 32.79 0.00 274 209 Peak
Avg	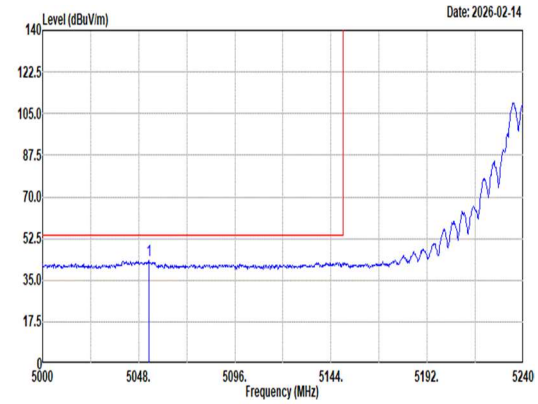 Site : 03CH11-HY Condition: AVG_BE_54 3m 9120D_01620_250915 HORIZONTAL : RBW:1000.000kHz VBW:3000.000kHz SWT:Auto Freq Level Limit Line Margin Read Level Ant Factor Cable Loss Preamp Factor Aux Factor APos TPos Remark 1 5053.04 43.47 54.00 -10.53 33.67 32.90 9.73 32.83 0.00 274 209 Average	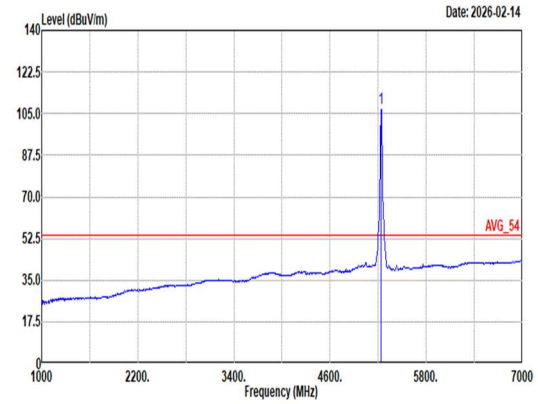 Site : 03CH11-HY Condition: AVG_54 3m 9120D_01620_250915 HORIZONTAL : RBW:1000.000kHz VBW:3000.000kHz SWT:Auto Freq Level Limit Line Margin Read Level Ant Factor Cable Loss Preamp Factor Aux Factor APos TPos Remark 1 5240.00 107.12 ------ ------ 97.44 32.83 9.64 32.79 0.00 274 209 Average

Mode	101	
	Band Edge - R	
	U-NII-1_5.15-5.25_802.11a_CH48_5240MHz	
ANT	1+2	
Pol.	Horizontal	Fundamental
Peak	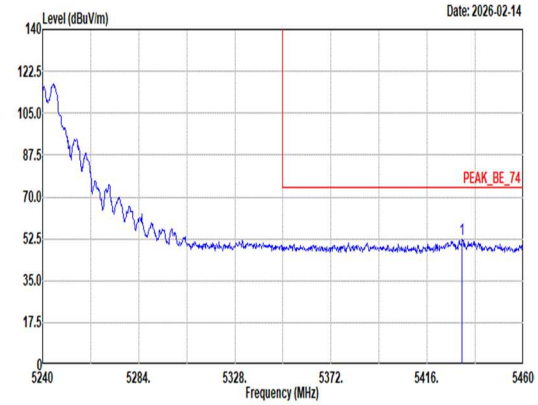 Site : 03CH11-HY Condition: PEAK_BE_74 3m 9120D_01620_250915 HORIZONTAL : RBW:1000.000kHz VBW:3000.000kHz SWT:Auto Freq Level Limit Line Margin Read Level Ant Factor Cable Loss Preamp Factor Aux Factor APos TPos Remark MHz dBuV/m dBuV/m dB dBuV dB/m dB dB dB cm deg 1 5432.06 52.29 74.00 -21.71 42.45 32.80 9.78 32.74 0.00 274 209 Peak	Blank
Avg	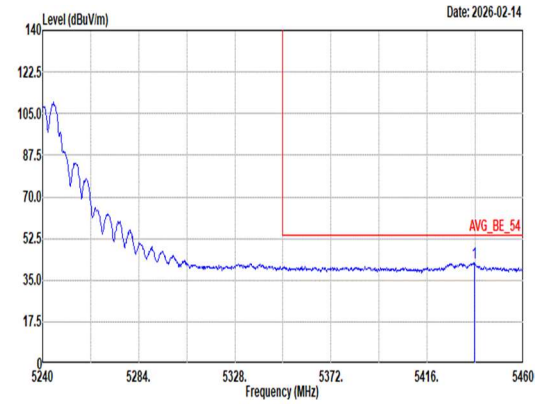 Site : 03CH11-HY Condition: AVG_BE_54 3m 9120D_01620_250915 HORIZONTAL : RBW:1000.000kHz VBW:3000.000kHz SWT:Auto Freq Level Limit Line Margin Read Level Ant Factor Cable Loss Preamp Factor Aux Factor APos TPos Remark MHz dBuV/m dBuV/m dB dBuV dB/m dB dB dB cm deg 1 5437.56 42.44 54.00 -11.56 32.58 32.80 9.80 32.74 0.00 274 209 Average	Blank

Mode	101	
	Band Edge - L	
	U-NII-1_5.15-5.25_802.11a_CH48_5240MHz	
ANT	1+2	
Pol.	Vertical	Fundamental
Peak	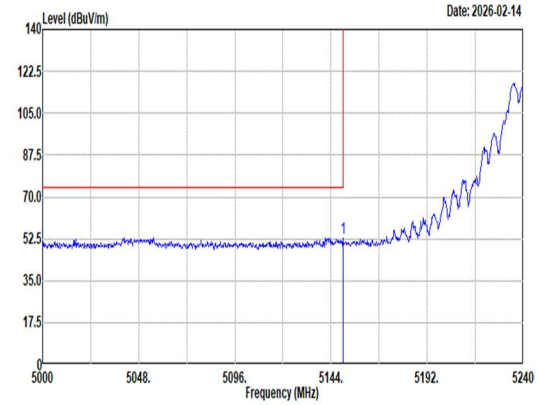 Site : 03CH11-HY Condition: PEAK_BE_74 3m 9120D_01620_250915 VERTICAL : RBW:1000.000kHz VBW:3000.000kHz SWT:Auto Freq Level Limit Line Margin Read Level Ant Factor Cable Loss Preamp Factor Aux Factor APos TPos Remark 1 5150.00 52.98 74.00 -21.02 43.13 33.00 9.66 32.81 0.00 100 348 Peak	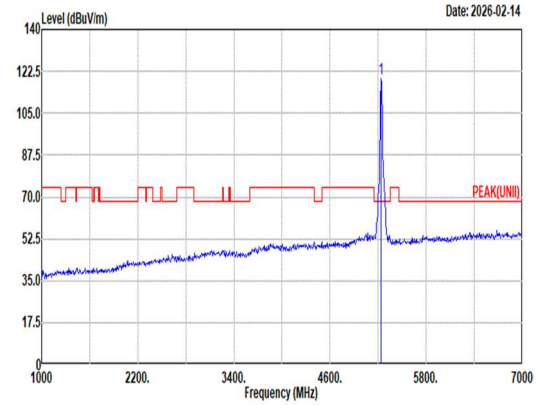 Site : 03CH11-HY Condition: PEAK(UNII) 3m 9120D_01620_250915 VERTICAL : RBW:1000.000kHz VBW:3000.000kHz SWT:Auto Freq Level Limit Line Margin Read Level Ant Factor Cable Loss Preamp Factor Aux Factor APos TPos Remark 1 5240.00 119.65 ------ ------ 109.94 32.86 9.64 32.79 0.00 100 348 Peak
Avg	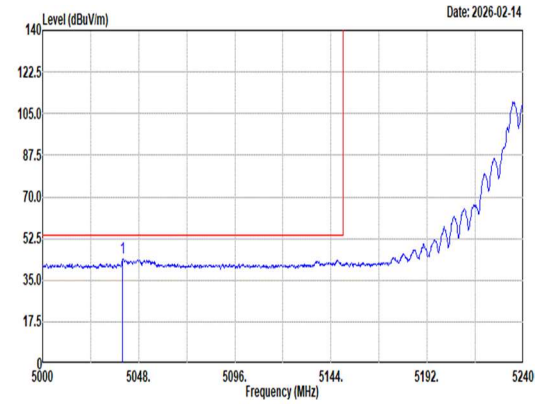 Site : 03CH11-HY Condition: AVG_BE_54 3m 9120D_01620_250915 VERTICAL : RBW:1000.000kHz VBW:3000.000kHz SWT:Auto Freq Level Limit Line Margin Read Level Ant Factor Cable Loss Preamp Factor Aux Factor APos TPos Remark 1 5040.08 44.27 54.00 -9.73 34.43 32.94 9.73 32.83 0.00 100 348 Average	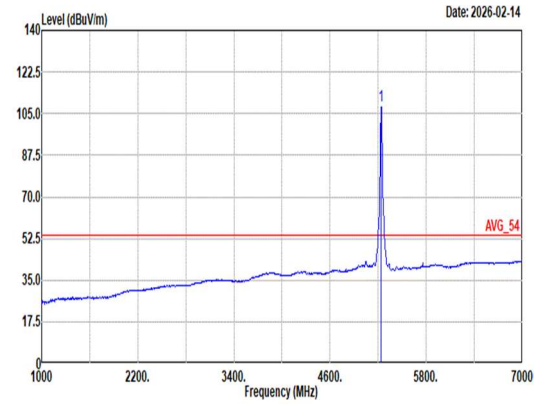 Site : 03CH11-HY Condition: AVG_54 3m 9120D_01620_250915 VERTICAL : RBW:1000.000kHz VBW:3000.000kHz SWT:Auto Freq Level Limit Line Margin Read Level Ant Factor Cable Loss Preamp Factor Aux Factor APos TPos Remark 1 5240.00 108.06 ------ ------ 98.38 32.83 9.64 32.79 0.00 100 348 Average

Mode	101	
	Band Edge - R	
	U-NII-1_5.15-5.25_802.11a_CH48_5240MHz	
ANT	1+2	
Pol.	Vertical	Fundamental
Peak	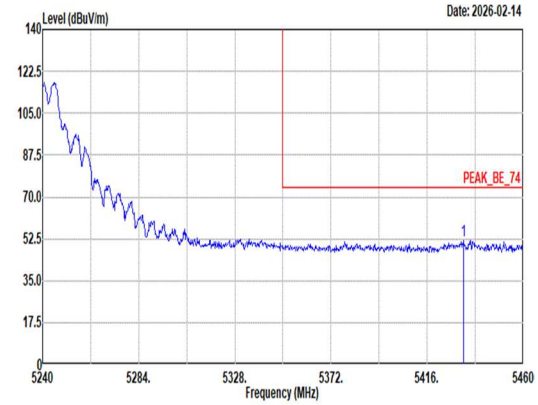 Site : 03CH11-HY Condition: PEAK_BE_74 3m 9120D_01620_250915 VERTICAL : RBW:1000.000kHz VBW:3000.000kHz SWT:Auto Limit Read Ant Cable Preamp Aux APos TPos Freq Level Line Margin Level Factor Loss Factor Factor Remark MHz dBuV/m dBuV/m dB dBuV dB/m dB dB dB cm deg 1 5432.50 51.89 74.00 -22.11 42.05 32.80 9.78 32.74 0.00 100 348 Peak	Blank
Avg	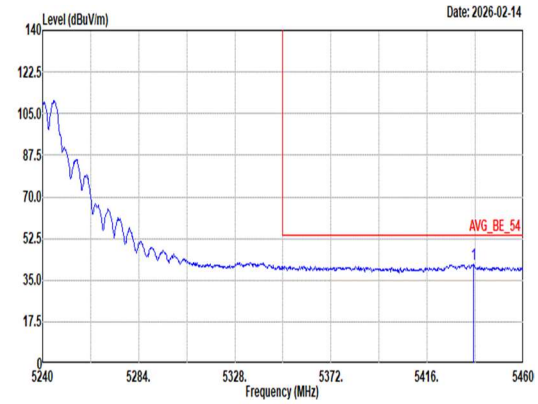 Site : 03CH11-HY Condition: AVG_BE_54 3m 9120D_01620_250915 VERTICAL : RBW:1000.000kHz VBW:3000.000kHz SWT:Auto Limit Read Ant Cable Preamp Aux APos TPos Freq Level Line Margin Level Factor Loss Factor Factor Remark MHz dBuV/m dBuV/m dB dBuV dB/m dB dB dB cm deg 1 5437.12 41.98 54.00 -12.02 32.12 32.80 9.80 32.74 0.00 100 348 Average	Blank

Mode	101	
	Harmonic	
	U-NII-1_5.15-5.25_802.11a_CH48_5240MHz	
ANT	1+2	
Pol.	Horizontal	Vertical
Peak Avg	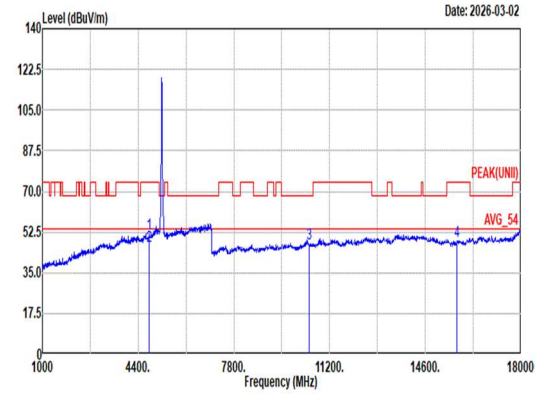 Site : 03CH11-HY Condition: PEAK(UNII) 3m 9120D_01620_250915 HORIZONTAL Freq Level Limit Line Margin Read Level Ant Factor Cable Loss Preamp Factor Aux Factor APos TPos Remark MHz dBuV/m dBuV/m dB dBuV dB/m dB dB dB cm deg 1 4798.00 51.85 74.00 -22.15 43.19 32.29 9.23 32.86 0.00 275 336 Peak 2 4798.00 46.32 54.00 -7.68 37.66 32.29 9.23 32.86 0.00 275 336 Average 3 10480.00 47.77 68.20 -20.43 59.60 38.60 16.58 67.31 0.30 -- -- Peak 4 15720.00 48.45 74.00 -25.55 57.46 37.58 20.89 67.78 0.30 -- -- Peak	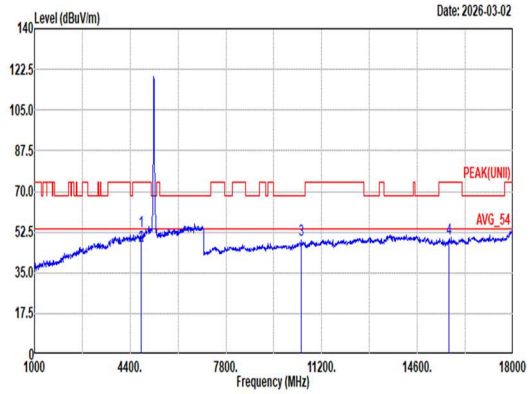 Site : 03CH11-HY Condition: PEAK(UNII) 3m 9120D_01620_250915 VERTICAL Freq Level Limit Line Margin Read Level Ant Factor Cable Loss Preamp Factor Aux Factor APos TPos Remark MHz dBuV/m dBuV/m dB dBuV dB/m dB dB dB cm deg 1 4798.00 52.62 74.00 -21.38 43.96 32.29 9.23 32.86 0.00 111 127 Peak 2 4798.00 46.46 54.00 -7.54 37.80 32.29 9.23 32.86 0.00 111 127 Average 3 10480.00 48.99 68.20 -19.21 60.82 38.60 16.58 67.31 0.30 -- -- Peak 4 15720.00 49.61 74.00 -24.39 58.62 37.58 20.89 67.78 0.30 -- -- Peak

Mode	101	
	Harmonic	
	U-NII-1_5.15-5.25_802.11a_CH48_5240MHz	
ANT	1+2	
Pol.	Horizontal	Vertical
14.47G ~14.5G Avg	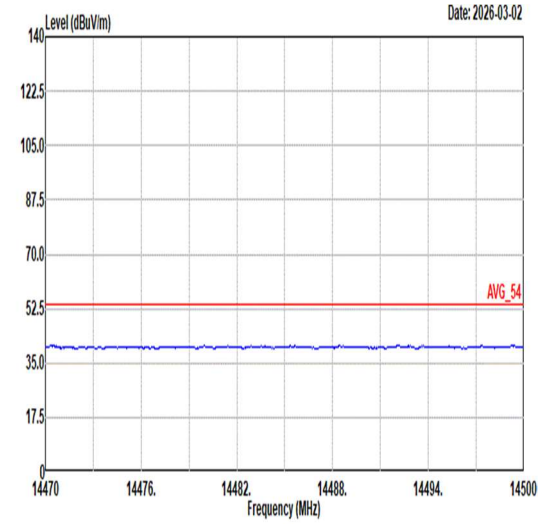 Site : 03CH11-HY Condition: AVG_54 3m 9120D_01620_250915 HORIZONTAL	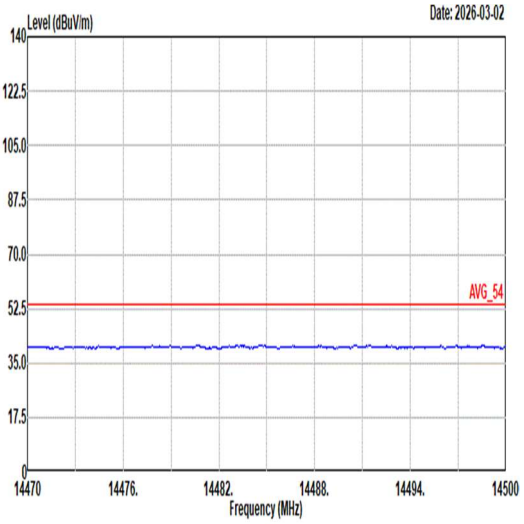 Site : 03CH11-HY Condition: AVG_54 3m 9120D_01620_250915 VERTICAL
17.7G ~18G Avg	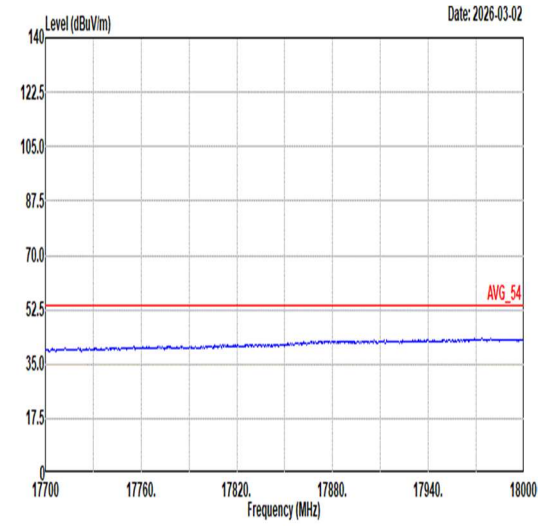 Site : 03CH11-HY Condition: AVG_54 3m 9120D_01620_250915 HORIZONTAL	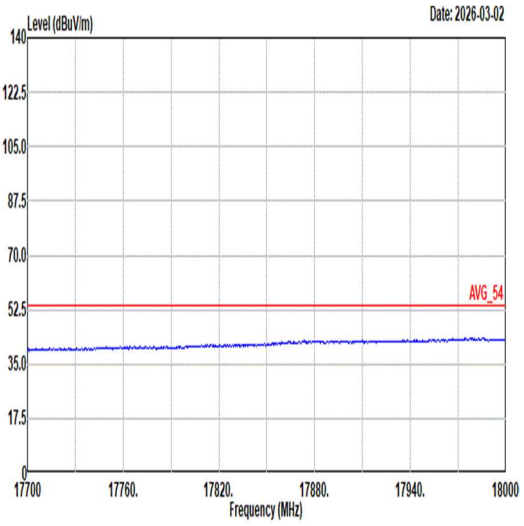 Site : 03CH11-HY Condition: AVG_54 3m 9120D_01620_250915 VERTICAL

Mode	102	
	Band Edge	
	U-NII-1_5.15-5.25_802.11n HT20_CH36_5180MHz	
ANT	1+2	
Pol.	Horizontal	Fundamental
Peak	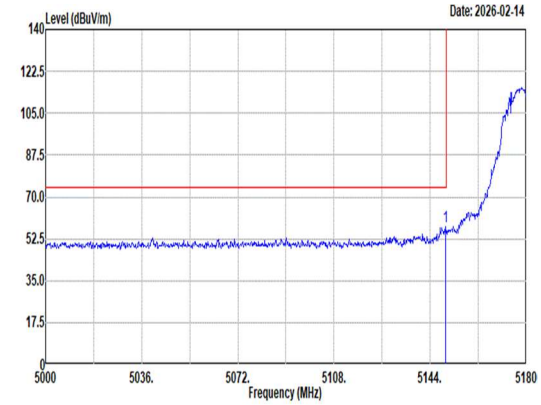 Site : 03CH11-HY Condition: PEAK_BE_74 3m 9120D_01620_250915 HORIZONTAL : RBW:1000.000kHz VBW:3000.000kHz SWT:Auto Freq Level Limit Line Margin Read Level Ant Factor Cable Loss Preamp Factor Aux Factor APos TPos Remark MHz dBuV/m dBuV/m dB dBuV dB/m dB dB dB cm deg 1 5149.76 57.63 74.00 -16.37 47.78 33.00 9.66 32.81 0.00 257 2 Peak	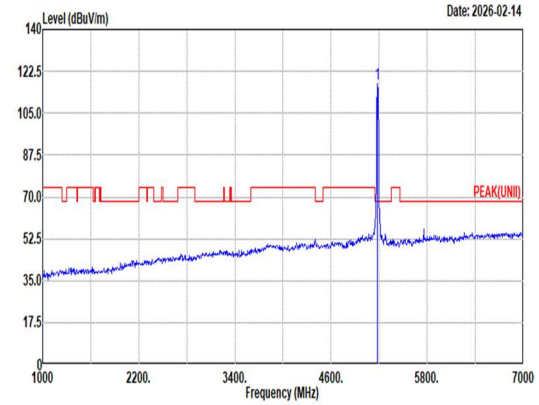 Site : 03CH11-HY Condition: PEAK(UNII) 3m 9120D_01620_250915 HORIZONTAL : RBW:1000.000kHz VBW:3000.000kHz SWT:Auto Freq Level Limit Line Margin Read Level Ant Factor Cable Loss Preamp Factor Aux Factor APos TPos Remark MHz dBuV/m dBuV/m dB dBuV dB/m dB dB dB cm deg 1 5180.00 117.44 ------ ------ 107.59 33.00 9.65 32.80 0.00 257 2 Peak
Avg	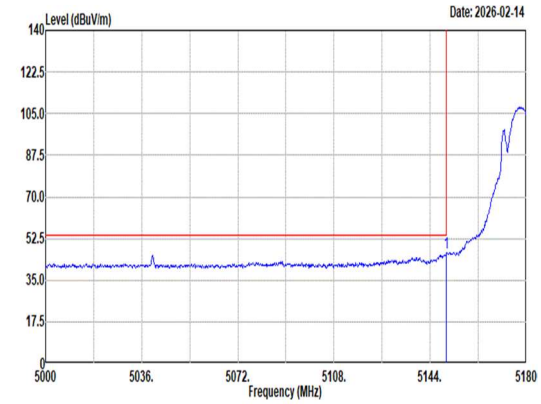 Site : 03CH11-HY Condition: AVG_BE_54 3m 9120D_01620_250915 HORIZONTAL : RBW:1000.000kHz VBW:3000.000kHz SWT:Auto Freq Level Limit Line Margin Read Level Ant Factor Cable Loss Preamp Factor Aux Factor APos TPos Remark MHz dBuV/m dBuV/m dB dBuV dB/m dB dB dB cm deg 1 5149.94 46.24 54.00 -7.76 36.39 33.00 9.66 32.81 0.00 257 2 Average	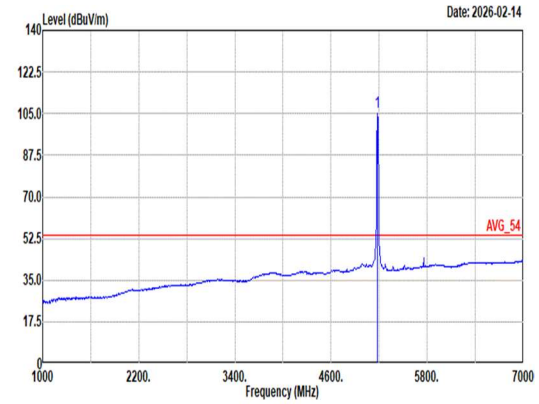 Site : 03CH11-HY Condition: AVG_54 3m 9120D_01620_250915 HORIZONTAL : RBW:1000.000kHz VBW:3000.000kHz SWT:Auto Freq Level Limit Line Margin Read Level Ant Factor Cable Loss Preamp Factor Aux Factor APos TPos Remark MHz dBuV/m dBuV/m dB dBuV dB/m dB dB dB cm deg 1 5180.00 105.53 ------ ------ 95.68 33.00 9.65 32.80 0.00 257 2 Average

Mode	102	
	Band Edge	
	U-NII-1_5.15-5.25_802.11n HT20_CH36_5180MHz	
ANT	1+2	
Pol.	Vertical	Fundamental
Peak	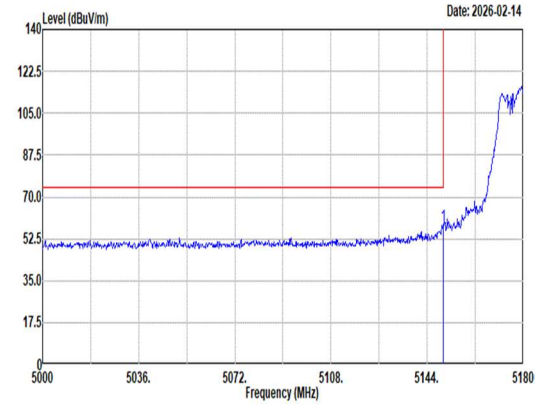 Site : 03CH11-HY Condition: PEAK_BE_74 3m 9120D_01620_250915 VERTICAL : RBW:1000.000kHz VBW:3000.000kHz SWT:Auto Freq Level Limit Line Margin Read Level Ant Factor Cable Loss Preamp Factor Aux Factor APos TPos Remark MHz dBuV/m dBuV/m dB dBuV dB/m dB dB dB cm deg 1 5149.94 58.05 74.00 -15.95 48.20 33.00 9.66 32.81 0.00 100 347 Peak	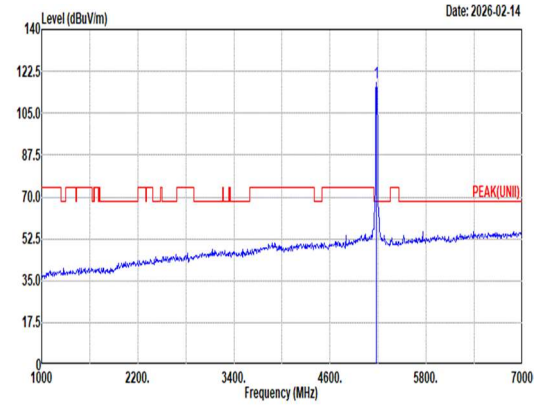 Site : 03CH11-HY Condition: PEAK(UNII) 3m 9120D_01620_250915 VERTICAL : RBW:1000.000kHz VBW:3000.000kHz SWT:Auto Freq Level Limit Line Margin Read Level Ant Factor Cable Loss Preamp Factor Aux Factor APos TPos Remark MHz dBuV/m dBuV/m dB dBuV dB/m dB dB dB cm deg 1 5180.00 117.75 ------ ------ 107.91 33.00 9.64 32.80 0.00 100 347 Peak
Avg	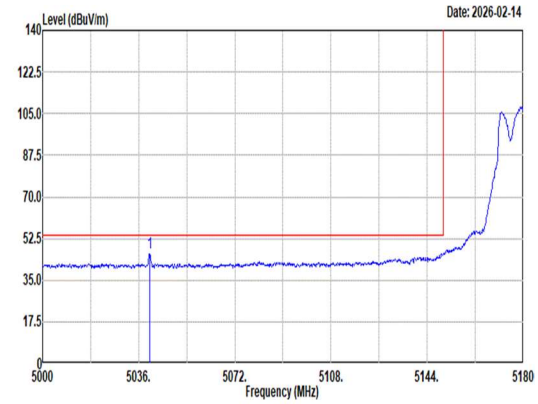 Site : 03CH11-HY Condition: AVG_BE_54 3m 9120D_01620_250915 VERTICAL : RBW:1000.000kHz VBW:3000.000kHz SWT:Auto Freq Level Limit Line Margin Read Level Ant Factor Cable Loss Preamp Factor Aux Factor APos TPos Remark MHz dBuV/m dBuV/m dB dBuV dB/m dB dB dB cm deg 1 5040.14 46.53 54.00 -7.47 36.69 32.94 9.73 32.83 0.00 100 347 Average	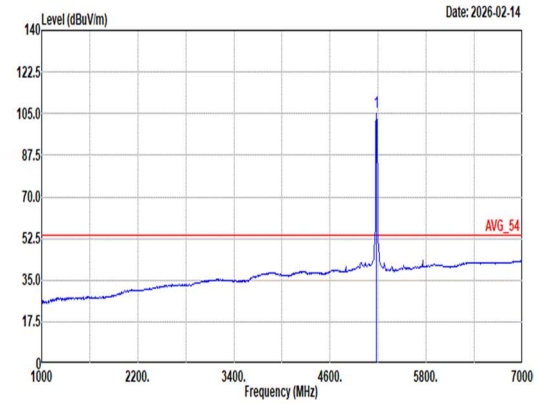 Site : 03CH11-HY Condition: AVG_54 3m 9120D_01620_250915 VERTICAL : RBW:1000.000kHz VBW:3000.000kHz SWT:Auto Freq Level Limit Line Margin Read Level Ant Factor Cable Loss Preamp Factor Aux Factor APos TPos Remark MHz dBuV/m dBuV/m dB dBuV dB/m dB dB dB cm deg 1 5180.00 105.64 ------ ------ 95.80 33.00 9.64 32.80 0.00 100 347 Average

Mode	102	
	Harmonic	
	U-NII-1_5.15-5.25_802.11n HT20_CH36_5180MHz	
ANT	1+2	
Pol.	Horizontal	Vertical
Peak Avg	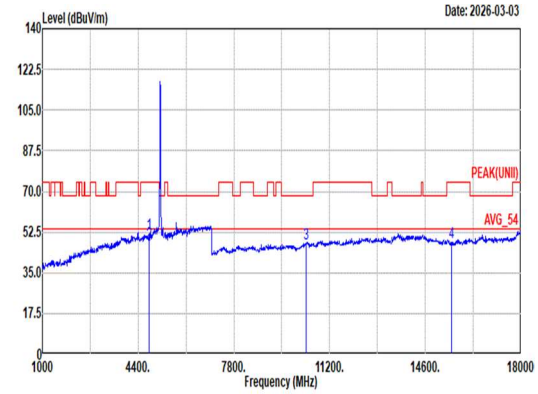 Site : 03CH11-HY Condition: PEAK(UNII) 3m 9120D_01620_250915 HORIZONTAL Freq Level Limit Line Margin Read Level Ant Factor Cable Loss Preamp Factor Aux Factor APos TPos Remark MHz dBuV/m dBuV/m dB dBuV dB/m dB dB dB cm deg 1 4798.00 51.84 74.00 -22.16 43.18 32.29 9.23 32.86 0.00 274 337 Peak 2 4798.00 48.01 54.00 -5.99 39.35 32.29 9.23 32.86 0.00 274 337 Average 3 10360.00 47.29 68.20 -20.91 59.39 38.60 16.48 67.46 0.28 -- -- Peak 4 15540.00 47.87 74.00 -26.13 56.64 38.00 20.70 67.77 0.30 -- -- Peak	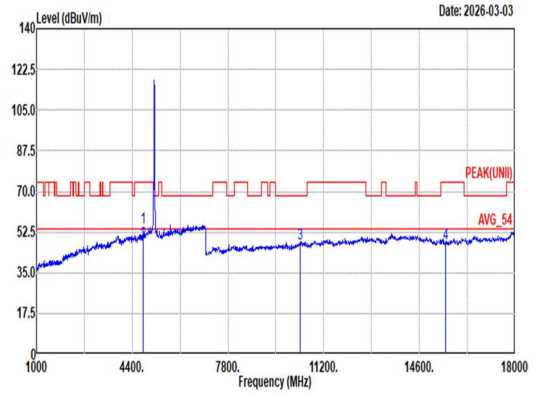 Site : 03CH11-HY Condition: PEAK(UNII) 3m 9120D_01620_250915 VERTICAL Freq Level Limit Line Margin Read Level Ant Factor Cable Loss Preamp Factor Aux Factor APos TPos Remark MHz dBuV/m dBuV/m dB dBuV dB/m dB dB dB cm deg 1 4798.00 54.39 74.00 -19.61 45.73 32.29 9.23 32.86 0.00 113 122 Peak 2 4798.00 48.20 54.00 -5.80 39.54 32.29 9.23 32.86 0.00 113 122 Average 3 10360.00 47.32 68.20 -20.88 59.42 38.60 16.48 67.46 0.28 -- -- Peak 4 15540.00 47.36 74.00 -26.64 56.13 38.00 20.70 67.77 0.30 -- -- Peak

Mode	102	
	Harmonic	
	U-NII-1_5.15-5.25_802.11n HT20_CH36_5180MHz	
ANT	1+2	
Pol.	Horizontal	Vertical
14.47G ~14.5G Avg	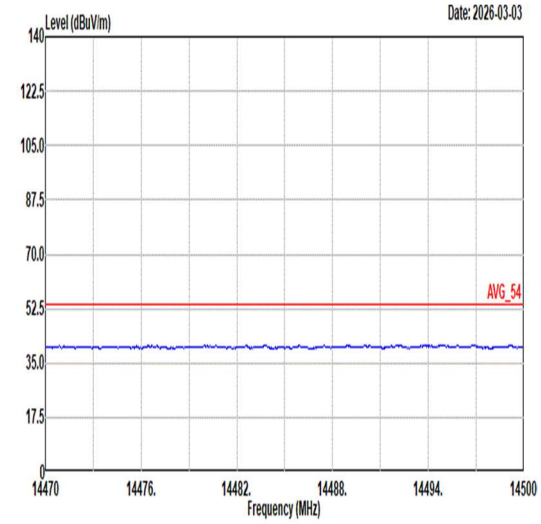 Site : 03CH11-HY Condition: AVG_54 3m 9120D_01620_250915 HORIZONTAL	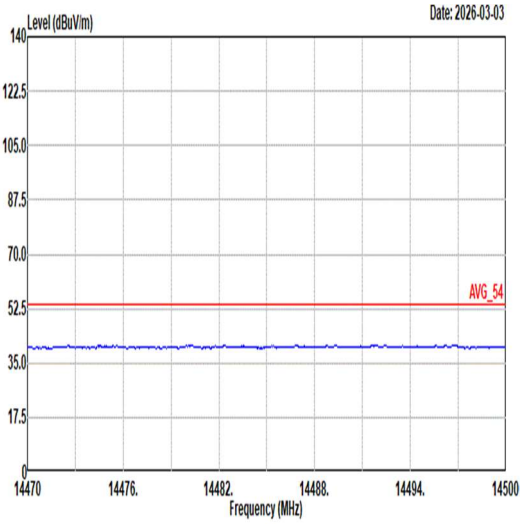 Site : 03CH11-HY Condition: AVG_54 3m 9120D_01620_250915 VERTICAL
17.7G ~18G Avg	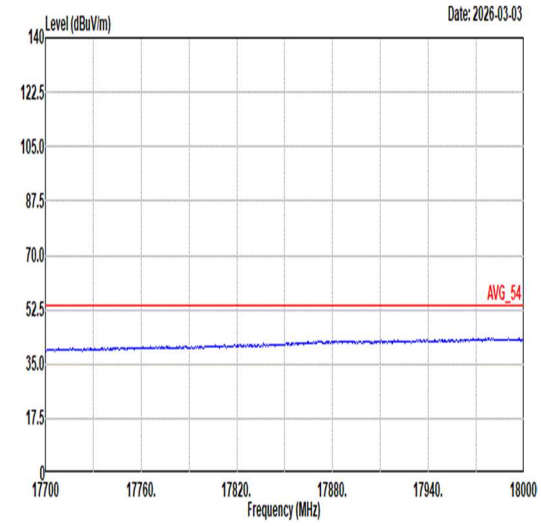 Site : 03CH11-HY Condition: AVG_54 3m 9120D_01620_250915 HORIZONTAL	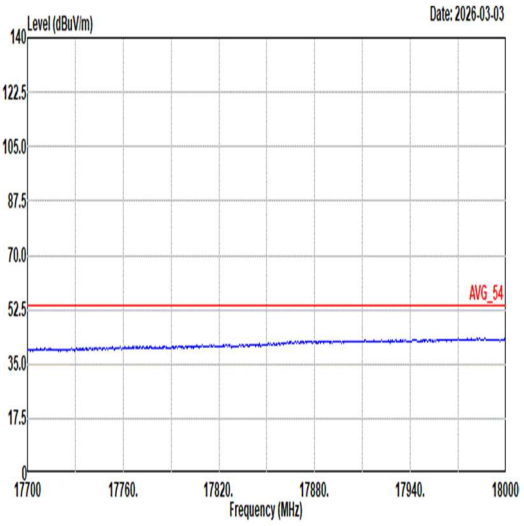 Site : 03CH11-HY Condition: AVG_54 3m 9120D_01620_250915 VERTICAL

Mode	103	
	Band Edge - L	
	U-NII-1_5.15-5.25_802.11n HT20_CH44_5220MHz	
ANT	1+2	
Pol.	Horizontal	Fundamental
Peak	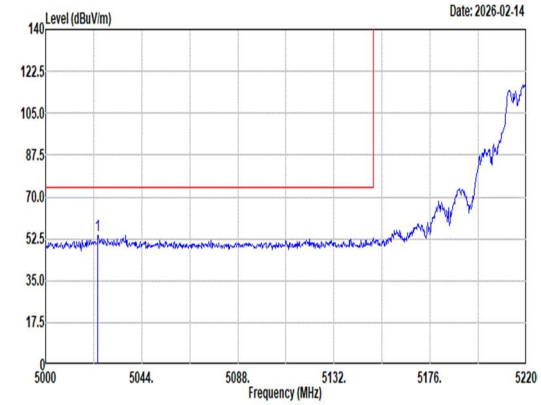 Site : 03CH11-HY Condition: PEAK_BE_74 3m 9120D_01620_250915 HORIZONTAL : RBW:1000.000kHz VBW:3000.000kHz SWT:Auto Freq Level Limit Line Margin Read Level Ant Factor Cable Loss Preamp Factor Aux Factor APos TPos Remark 1 5023.98 53.97 74.00 -20.03 44.06 33.00 9.74 32.83 0.00 300 11 Peak	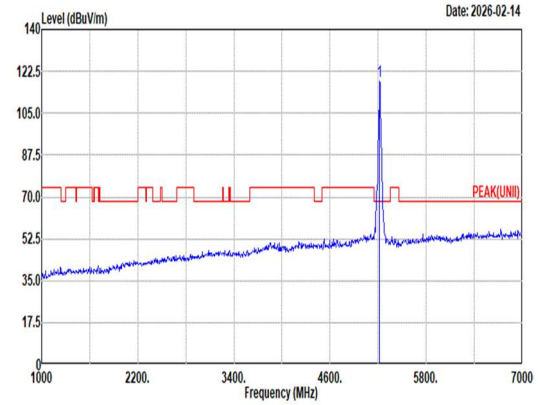 Site : 03CH11-HY Condition: PEAK(UNII) 3m 9120D_01620_250915 HORIZONTAL : RBW:1000.000kHz VBW:3000.000kHz SWT:Auto Freq Level Limit Line Margin Read Level Ant Factor Cable Loss Preamp Factor Aux Factor APos TPos Remark 1 5220.00 118.54 ------ ------ 108.77 32.93 9.63 32.79 0.00 300 11 Peak
Avg	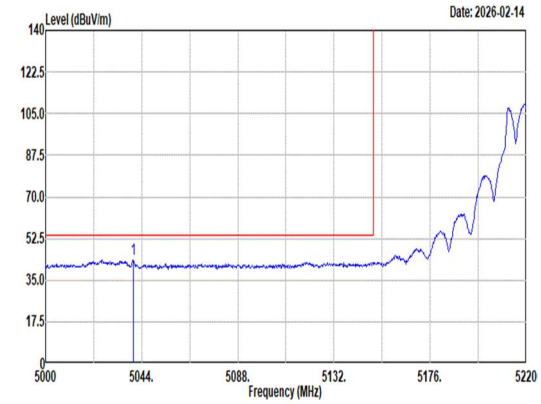 Site : 03CH11-HY Condition: AVG_BE_54 3m 9120D_01620_250915 HORIZONTAL : RBW:1000.000kHz VBW:3000.000kHz SWT:Auto Freq Level Limit Line Margin Read Level Ant Factor Cable Loss Preamp Factor Aux Factor APos TPos Remark 1 5040.04 43.77 54.00 -10.23 33.93 32.94 9.73 32.83 0.00 300 11 Average	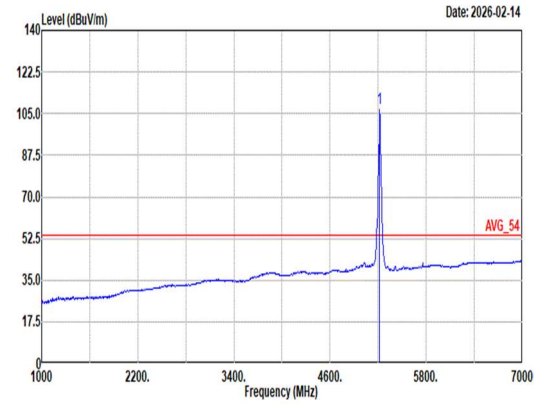 Site : 03CH11-HY Condition: AVG_54 3m 9120D_01620_250915 HORIZONTAL : RBW:1000.000kHz VBW:3000.000kHz SWT:Auto Freq Level Limit Line Margin Read Level Ant Factor Cable Loss Preamp Factor Aux Factor APos TPos Remark 1 5220.00 107.02 ------ ------ 97.25 32.93 9.63 32.79 0.00 300 11 Average

Mode	103	
	Band Edge - R	
	U-NII-1_5.15-5.25_802.11n HT20_CH44_5220MHz	
ANT	1+2	
Pol.	Horizontal	Fundamental
Peak	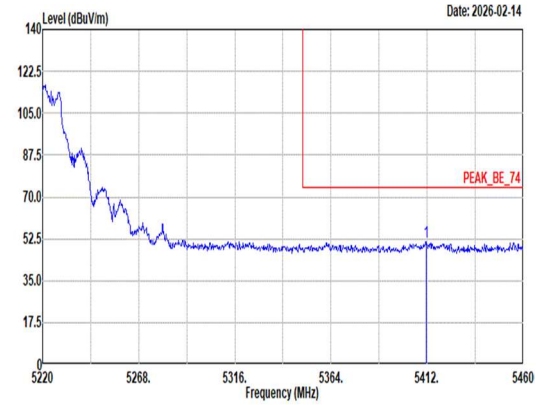 Site : 03CH11-HY Condition: PEAK_BE_74 3m 9120D_01620_250915 HORIZONTAL : RBW:1000.000kHz VBW:3000.000kHz SWT:Auto Limit Read Ant Cable Preamp Aux APos TPos Freq Level Line Margin Level Factor Loss Factor Factor Remark MHz dBuV/m dBuV/m dB dBuV dB/m dB dB dB cm deg 1 5411.52 51.46 74.00 -22.54 41.71 32.80 9.70 32.75 0.00 300 11 Peak	Blank
Avg	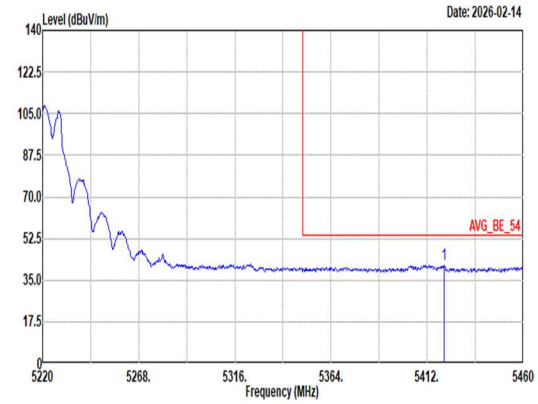 Site : 03CH11-HY Condition: AVG_BE_54 3m 9120D_01620_250915 HORIZONTAL : RBW:1000.000kHz VBW:3000.000kHz SWT:Auto Limit Read Ant Cable Preamp Aux APos TPos Freq Level Line Margin Level Factor Loss Factor Factor Remark MHz dBuV/m dBuV/m dB dBuV dB/m dB dB dB cm deg 1 5420.64 41.66 54.00 -12.34 31.87 32.80 9.74 32.75 0.00 300 11 Average	Blank

Mode	103	
	Band Edge - L	
	U-NII-1_5.15-5.25_802.11n HT20_CH44_5220MHz	
ANT	1+2	
Pol.	Vertical	Fundamental
Peak	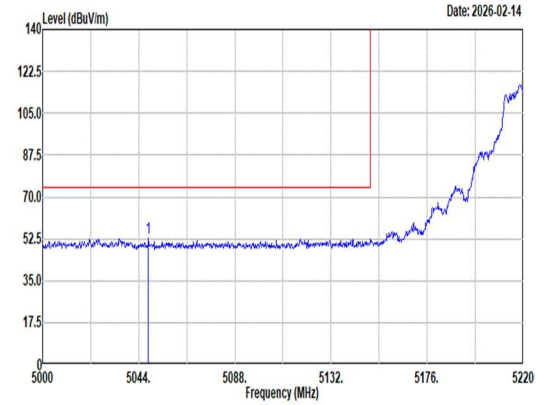 Site : 03CH11-HY Condition: PEAK_BE_74 3m 9120D_01620_250915 VERTICAL : RBW:1000.000kHz VBW:3000.000kHz SWT:Auto Freq Level Limit Line Margin Read Level Ant Factor Cable Loss Preamp Factor Aux Factor APos TPos Remark MHz dBuV/m dBuV/m dB dBuV dB/m dB dB dB cm deg 1 5048.40 52.83 74.00 -21.17 43.02 32.91 9.73 32.83 0.00 122 342 Peak	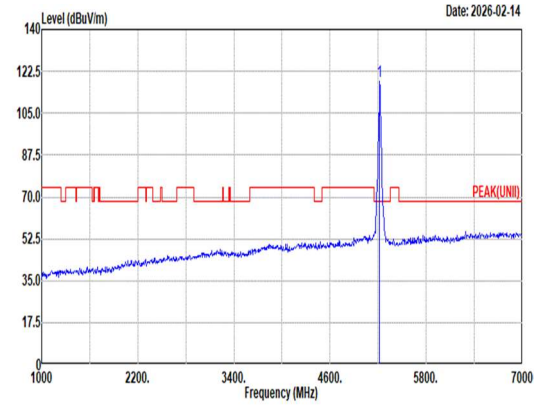 Site : 03CH11-HY Condition: PEAK(UNII) 3m 9120D_01620_250915 VERTICAL : RBW:1000.000kHz VBW:3000.000kHz SWT:Auto Freq Level Limit Line Margin Read Level Ant Factor Cable Loss Preamp Factor Aux Factor APos TPos Remark MHz dBuV/m dBuV/m dB dBuV dB/m dB dB dB cm deg 1 5220.00 118.27 ------ ------ 108.50 32.93 9.63 32.79 0.00 122 342 Peak
Avg	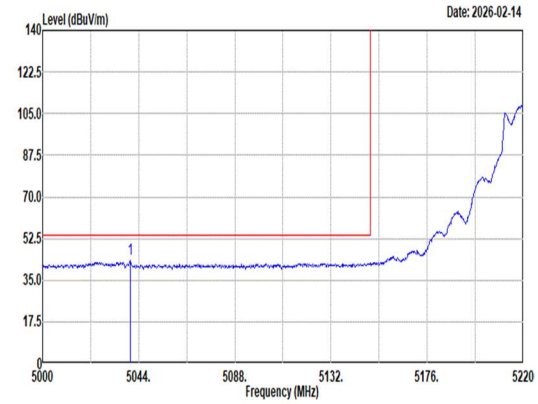 Site : 03CH11-HY Condition: AVG_BE_54 3m 9120D_01620_250915 VERTICAL : RBW:1000.000kHz VBW:3000.000kHz SWT:Auto Freq Level Limit Line Margin Read Level Ant Factor Cable Loss Preamp Factor Aux Factor APos TPos Remark MHz dBuV/m dBuV/m dB dBuV dB/m dB dB dB cm deg 1 5040.04 43.84 54.00 -10.16 34.00 32.94 9.73 32.83 0.00 122 342 Average	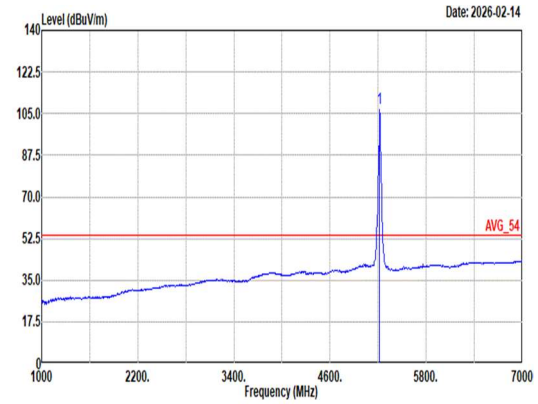 Site : 03CH11-HY Condition: AVG_54 3m 9120D_01620_250915 VERTICAL : RBW:1000.000kHz VBW:3000.000kHz SWT:Auto Freq Level Limit Line Margin Read Level Ant Factor Cable Loss Preamp Factor Aux Factor APos TPos Remark MHz dBuV/m dBuV/m dB dBuV dB/m dB dB dB cm deg 1 5220.00 107.05 ------ ------ 97.28 32.93 9.63 32.79 0.00 122 342 Average

Mode	103	
	Band Edge - R	
	U-NII-1_5.15-5.25_802.11n HT20_CH44_5220MHz	
ANT	1+2	
Pol.	Vertical	Fundamental
Peak	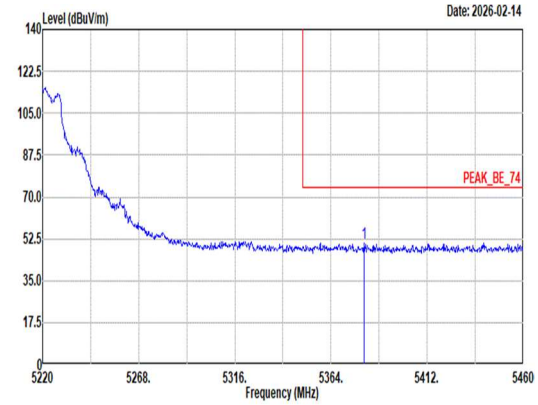 Site : 03CH11-HY Condition: PEAK_BE_74 3m 9120D_01620_250915 VERTICAL : RBW:1000.000kHz VBW:3000.000kHz SWT:Auto Limit Read Ant Cable Preamp Aux APos TPos Freq Level Line Margin Level Factor Loss Factor Factor Remark MHz dBuV/m dBuV/m dB dBuV dB/m dB dB dB cm deg 1 5380.56 50.63 74.00 -23.37 40.85 32.88 9.66 32.76 0.00 122 342 Peak	Blank
Avg	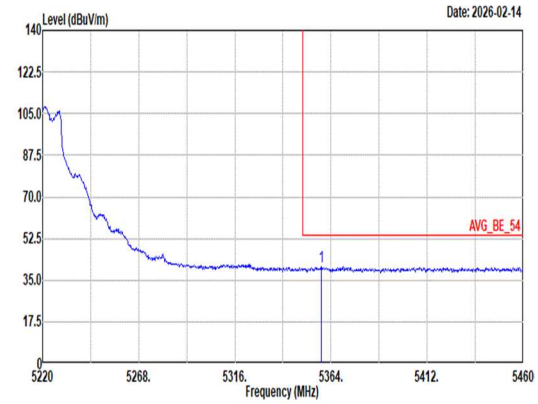 Site : 03CH11-HY Condition: AVG_BE_54 3m 9120D_01620_250915 VERTICAL : RBW:1000.000kHz VBW:3000.000kHz SWT:Auto Limit Read Ant Cable Preamp Aux APos TPos Freq Level Line Margin Level Factor Loss Factor Factor Remark MHz dBuV/m dBuV/m dB dBuV dB/m dB dB dB cm deg 1 5359.20 40.85 54.00 -13.15 31.00 32.96 9.65 32.76 0.00 122 342 Average	Blank

Mode	103	
	Harmonic	
	U-NII-1_5.15-5.25_802.11n HT20_CH44_5220MHz	
ANT	1+2	
Pol.	Horizontal	Vertical
Peak Avg	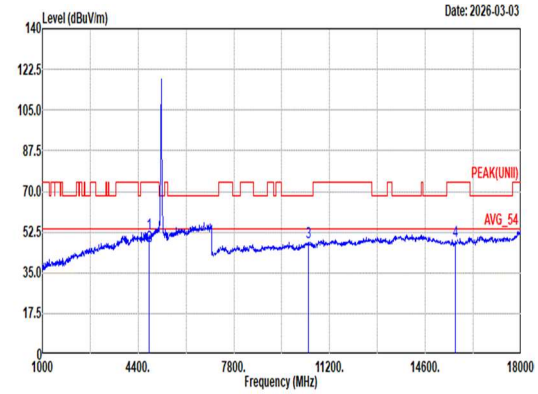 Site : 03CH11-HY Condition: PEAK(UNII) 3m 9120D_01620_250915 HORIZONTAL Freq Level Limit Line Margin Read Level Ant Factor Cable Loss Preamp Factor Aux Factor APos TPos Remark MHz dBuV/m dBuV/m dB dBuV dB/m dB dB dB cm deg 1 4798.00 51.66 74.00 -22.34 43.00 32.29 9.23 32.86 0.00 275 335 Peak 2 4798.00 46.34 54.00 -7.66 37.68 32.29 9.23 32.86 0.00 275 335 Average 3 10440.00 47.90 68.20 -20.30 59.82 38.60 16.55 67.36 0.29 -- -- Peak 4 15660.00 48.61 74.00 -25.39 57.84 37.42 20.83 67.78 0.30 -- -- Peak	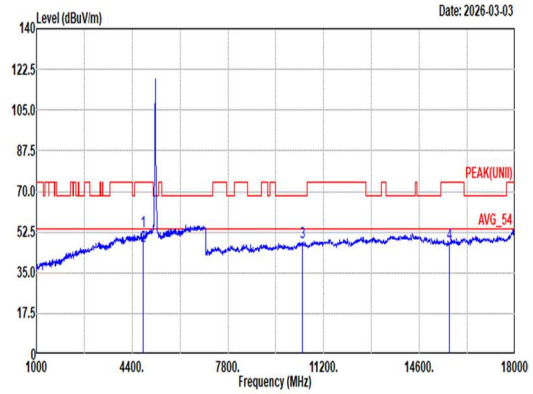 Site : 03CH11-HY Condition: PEAK(UNII) 3m 9120D_01620_250915 VERTICAL Freq Level Limit Line Margin Read Level Ant Factor Cable Loss Preamp Factor Aux Factor APos TPos Remark MHz dBuV/m dBuV/m dB dBuV dB/m dB dB dB cm deg 1 4798.00 52.99 74.00 -21.01 44.33 32.29 9.23 32.86 0.00 113 122 Peak 2 4798.00 46.72 54.00 -7.28 38.06 32.29 9.23 32.86 0.00 113 122 Average 3 10440.00 48.23 68.20 -19.97 60.15 38.60 16.55 67.36 0.29 -- -- Peak 4 15660.00 47.60 74.00 -26.40 56.83 37.42 20.83 67.78 0.30 -- -- Peak