Mode	3	
	Band Edge	
	2400-2483.5_802.11b_CH11_2462MHz	
ANT	22	
Pol.	Horizontal	Fundamental
Peak	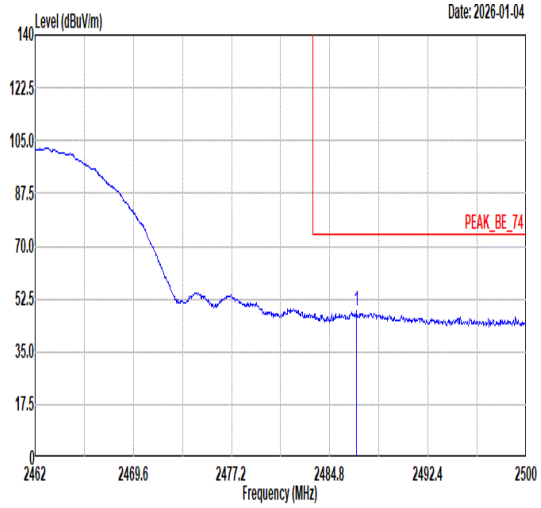 Freq Level Limit Line Margin (dB) Read Level Ant Factor Cable Loss Preamp Factor APos TPos Remark MHz dBuV/m dBuV/m dBuV dB/m dB dB cm deg 1 2486.85 48.37 74.00 -25.63 43.51 30.49 6.98 32.61 206 30 PEAK	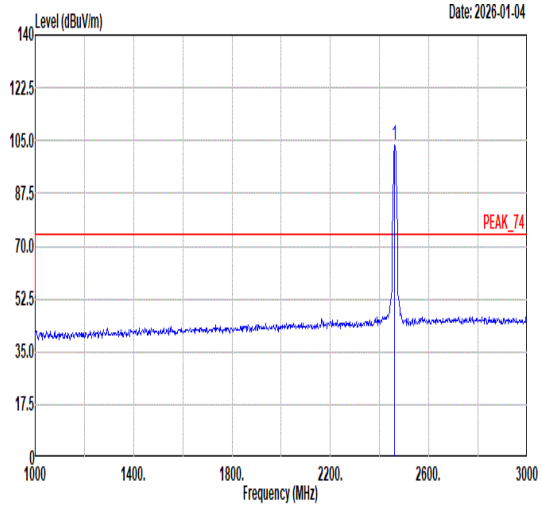 Freq Level Limit Line Margin (dB) Read Level Ant Factor Cable Loss Preamp Factor APos TPos Remark MHz dBuV/m dBuV/m dBuV dB/m dB dB cm deg 1 2462.00 103.56 ------ ------ 98.76 30.47 6.95 32.62 206 30 PEAK
Avg	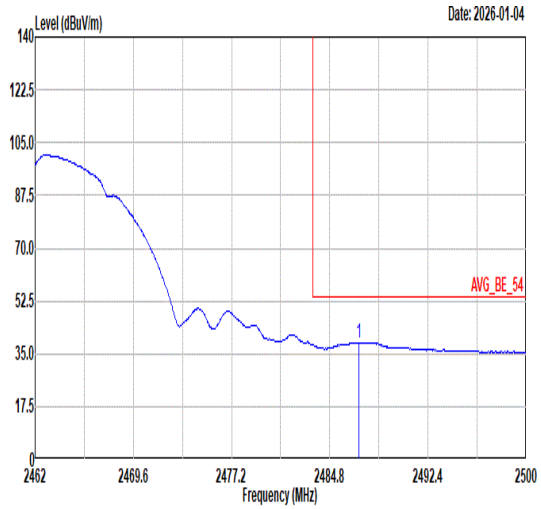 Freq Level Limit Line Margin (dB) Read Level Ant Factor Cable Loss Preamp Factor APos TPos Remark MHz dBuV/m dBuV/m dBuV dB/m dB dB cm deg 1 2487.04 38.76 54.00 -15.24 33.90 30.49 6.98 32.61 206 30 AVERAGE	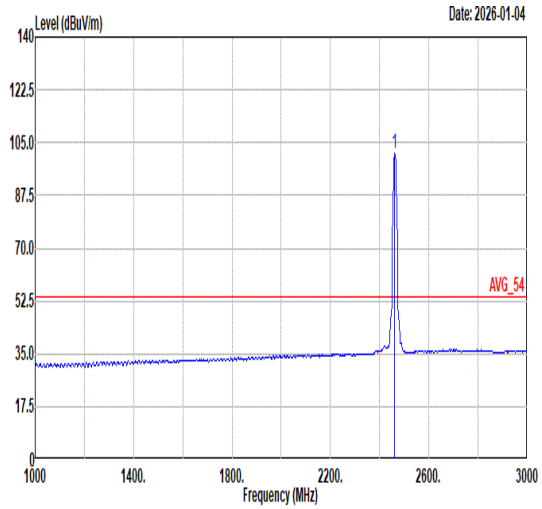 Freq Level Limit Line Margin (dB) Read Level Ant Factor Cable Loss Preamp Factor APos TPos Remark MHz dBuV/m dBuV/m dBuV dB/m dB dB cm deg 1 2462.00 101.18 ------ ------ 96.38 30.47 6.95 32.62 206 30 AVERAGE

Mode	3	
	Band Edge	
	2400-2483.5_802.11b_CH11_2462MHz	
ANT	22	
Pol.	Vertical	Fundamental
Peak	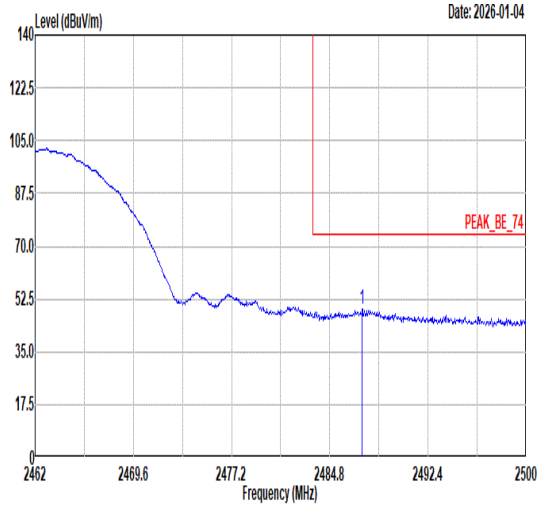 Freq Level Limit Line Margin (dB) Read Level Ant Factor Cable Loss Preamp Factor APos TPos Remark MHz dBuV/m dBuV/m dBuV dB/m dB dB cm deg 1 2487.31 48.91 74.00 -25.09 44.05 30.49 6.98 32.61 218 71 PEAK	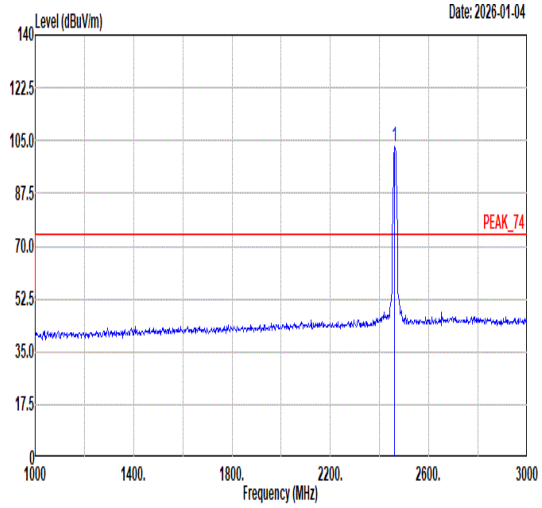 Freq Level Limit Line Margin (dB) Read Level Ant Factor Cable Loss Preamp Factor APos TPos Remark MHz dBuV/m dBuV/m dBuV dB/m dB dB cm deg 1 2462.00 103.07 ------ ------ 98.27 30.47 6.95 32.62 218 71 PEAK
Avg	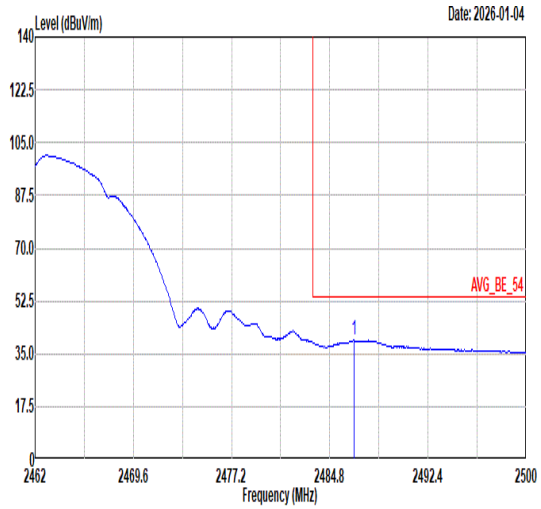 Freq Level Limit Line Margin (dB) Read Level Ant Factor Cable Loss Preamp Factor APos TPos Remark MHz dBuV/m dBuV/m dBuV dB/m dB dB cm deg 1 2486.70 39.47 54.00 -14.53 34.61 30.49 6.98 32.61 218 71 AVERAGE	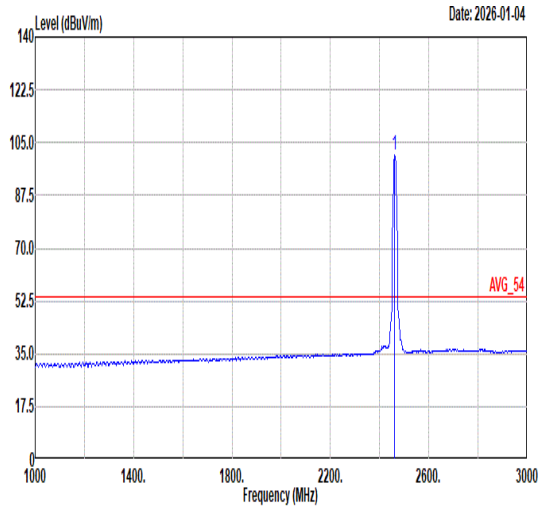 Freq Level Limit Line Margin (dB) Read Level Ant Factor Cable Loss Preamp Factor APos TPos Remark MHz dBuV/m dBuV/m dBuV dB/m dB dB cm deg 1 2462.00 100.65 ------ ------ 95.85 30.47 6.95 32.62 218 71 AVERAGE

Mode	3	
	Harmonic	
	2400-2483.5_802.11b_CH11_2462MHz	
ANT	22	
Pol.	Horizontal	Vertical
Peak Avg	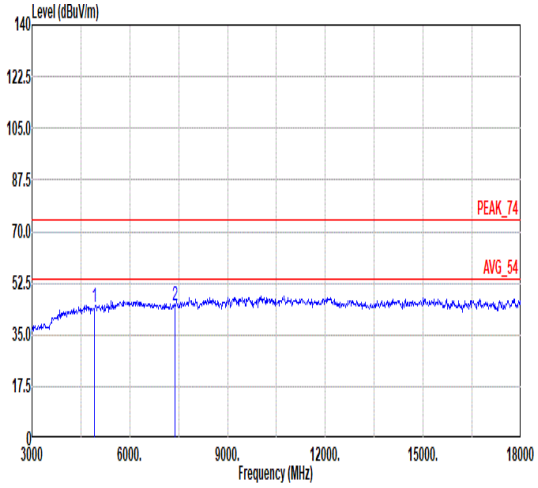 Freq Level Limit Line Margin Read Level Ant Factor Cable Loss Preamp Factor APos TPos Remark MHz dBuV/m dBuV/m dB dBuV dB/m dB dB cm deg 1 4924.00 44.42 74.00 -29.58 51.12 35.63 10.32 52.65 --- --- Peak 2 7386.00 44.86 74.00 -29.14 48.57 36.56 11.98 52.25 --- --- Peak	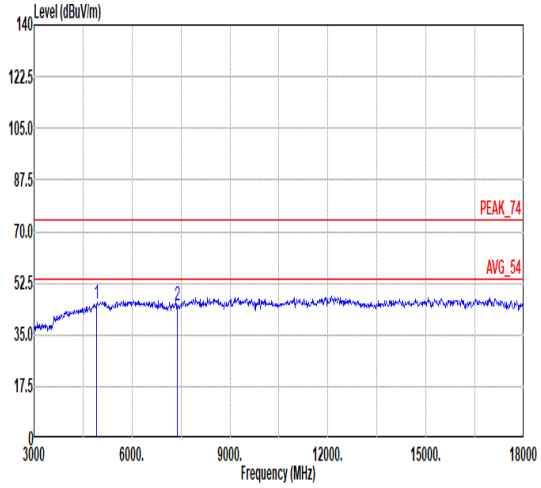 Freq Level Limit Line Margin Read Level Ant Factor Cable Loss Preamp Factor APos TPos Remark MHz dBuV/m dBuV/m dB dBuV dB/m dB dB cm deg 1 4924.00 45.53 74.00 -28.47 52.23 35.63 10.32 52.65 --- --- Peak 2 7386.00 45.04 74.00 -28.96 48.75 36.56 11.98 52.25 --- --- Peak

Mode	4	
	Band Edge	
	2400-2483.5_802.11b_CH12_2467MHz	
ANT	22	
Pol.	Horizontal	Fundamental
Peak	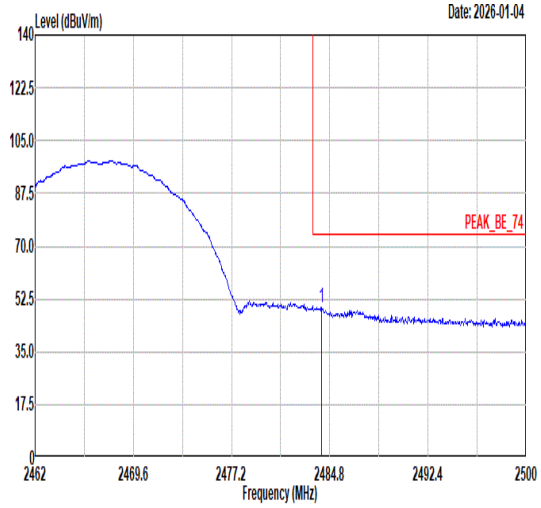 Freq Level Limit Line Margin (dB) Read Level Ant Factor Cable Loss Preamp Factor APos TPos Remark MHz dBuV/m dBuV/m dBuV dB/m dB dB cm deg 1 2484.19 49.81 74.00 -24.19 44.95 30.49 6.98 32.61 224 50 PEAK	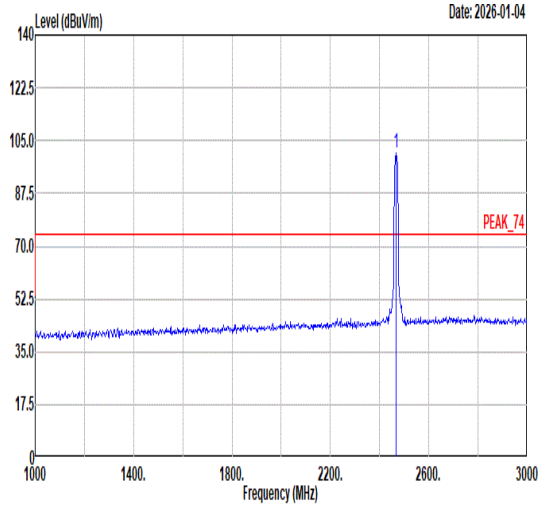 Freq Level Limit Line Margin (dB) Read Level Ant Factor Cable Loss Preamp Factor APos TPos Remark MHz dBuV/m dBuV/m dBuV dB/m dB dB cm deg 1 2467.00 100.97 ------ ------ 96.16 30.47 6.95 32.61 224 50 PEAK
Avg	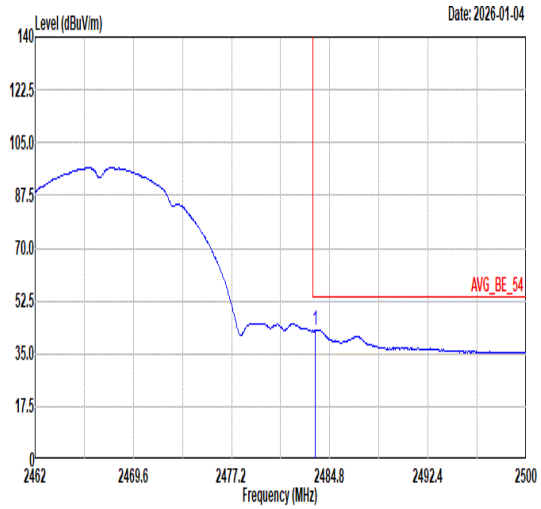 Freq Level Limit Line Margin (dB) Read Level Ant Factor Cable Loss Preamp Factor APos TPos Remark MHz dBuV/m dBuV/m dBuV dB/m dB dB cm deg 1 2483.70 42.85 54.00 -11.15 37.99 30.49 6.98 32.61 224 50 AVERAGE	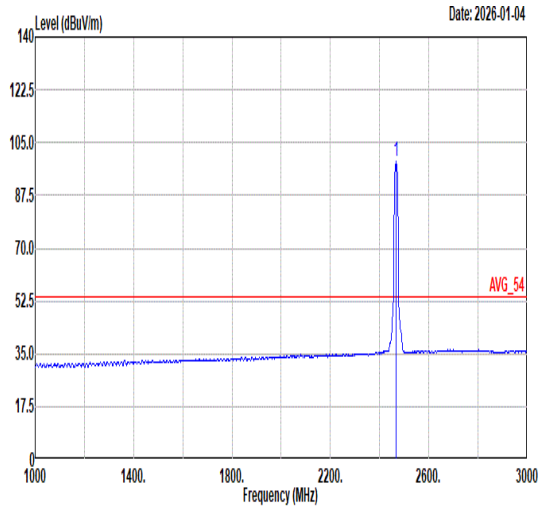 Freq Level Limit Line Margin (dB) Read Level Ant Factor Cable Loss Preamp Factor APos TPos Remark MHz dBuV/m dBuV/m dBuV dB/m dB dB cm deg 1 2467.00 98.59 ------ ------ 93.77 30.47 6.96 32.61 224 50 AVERAGE

Mode	4	
	Band Edge	
	2400-2483.5_802.11b_CH12_2467MHz	
ANT	22	
Pol.	Vertical	Fundamental
Peak	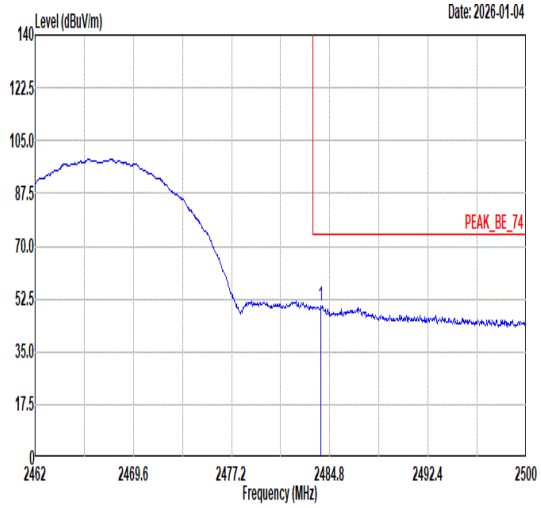 Freq Level Limit Line Margin (dB) Read Level Ant Factor Cable Loss Preamp Factor APos TPos Remark MHz dBuV/m dBuV/m dBuV dB/m dB dB cm deg 1 2484.12 50.45 74.00 -23.55 45.59 30.49 6.98 32.61 204 72 PEAK	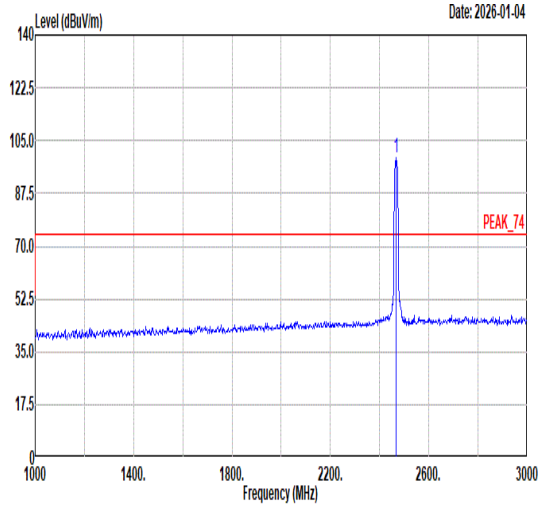 Freq Level Limit Line Margin (dB) Read Level Ant Factor Cable Loss Preamp Factor APos TPos Remark MHz dBuV/m dBuV/m dBuV dB/m dB dB cm deg 1 2467.00 99.52 ------ ------ 94.71 30.47 6.95 32.61 204 72 PEAK
Avg	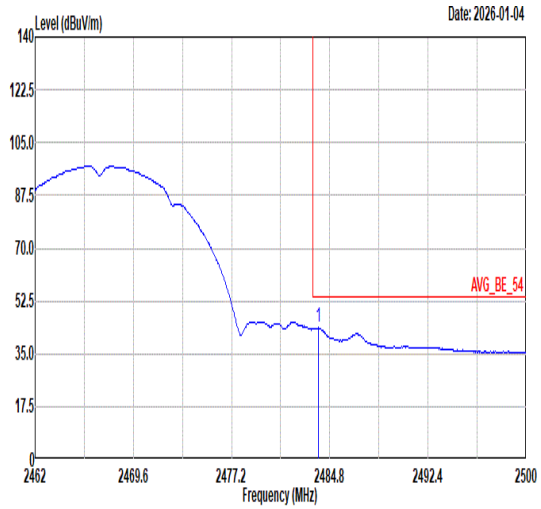 Freq Level Limit Line Margin (dB) Read Level Ant Factor Cable Loss Preamp Factor APos TPos Remark MHz dBuV/m dBuV/m dBuV dB/m dB dB cm deg 1 2483.93 43.59 54.00 -10.41 38.73 30.49 6.98 32.61 204 72 AVERAGE	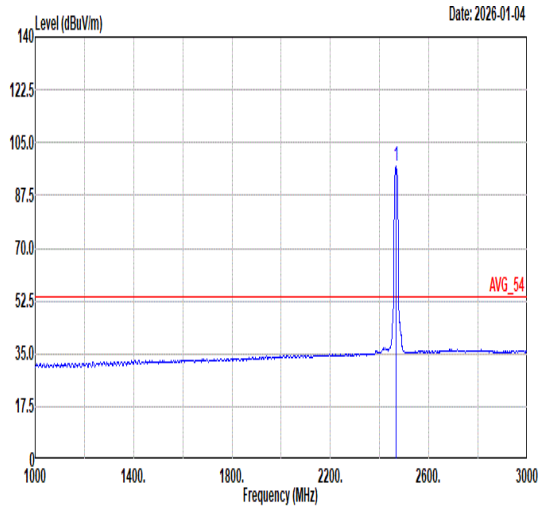 Freq Level Limit Line Margin (dB) Read Level Ant Factor Cable Loss Preamp Factor APos TPos Remark MHz dBuV/m dBuV/m dBuV dB/m dB dB cm deg 1 2467.00 97.20 ------ ------ 92.38 30.47 6.96 32.61 204 72 AVERAGE

Mode	4	
	Harmonic	
	2400-2483.5_802.11b_CH12_2467MHz	
ANT	22	
Pol.	Horizontal	Vertical
Peak Avg	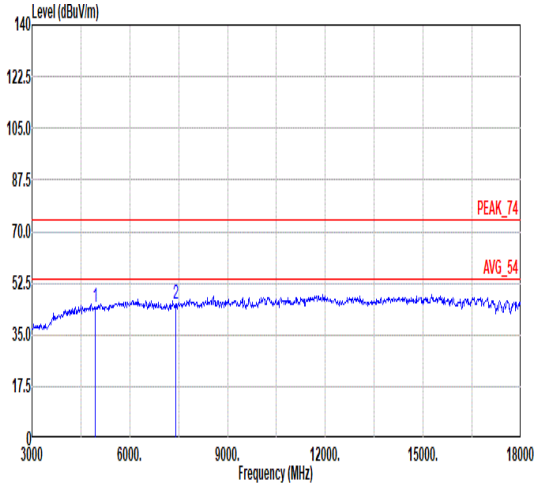 Freq Level Limit Line Margin Read Level Ant Factor Cable Loss Preamp Factor APos TPos Remark MHz dBuV/m dBuV/m dB dBuV dB/m dB dB cm deg 1 4934.00 44.13 74.00 -29.87 50.81 35.65 10.33 52.66 150 285 Peak 2 7401.00 45.22 74.00 -28.78 48.92 36.58 11.98 52.26 155 274 Peak	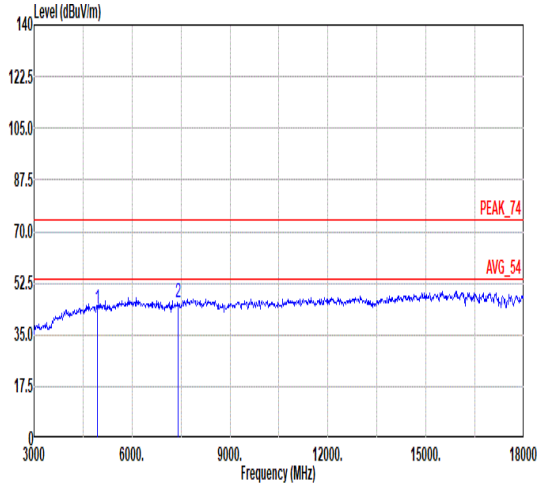 Freq Level Limit Line Margin Read Level Ant Factor Cable Loss Preamp Factor APos TPos Remark MHz dBuV/m dBuV/m dB dBuV dB/m dB dB cm deg 1 4934.00 43.89 74.00 -30.11 50.57 35.65 10.33 52.66 150 285 Peak 2 7401.00 45.90 74.00 -28.10 49.60 36.58 11.98 52.26 155 274 Peak

Mode	5	
	Band Edge	
	2400-2483.5_802.11b_CH13_2472MHz	
ANT	22	
Pol.	Horizontal	Fundamental
Peak	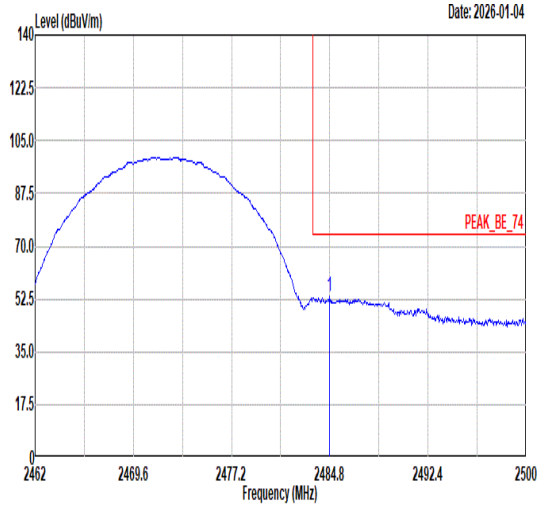 Freq Level Limit Line Margin (dB) Read Level Ant Factor Cable Loss Preamp Factor APos TPos Remark MHz dBuV/m dBuV/m dBuV dB/m dB dB cm deg 1 2484.80 53.61 74.00 -20.39 48.75 30.49 6.98 32.61 227 29 PEAK	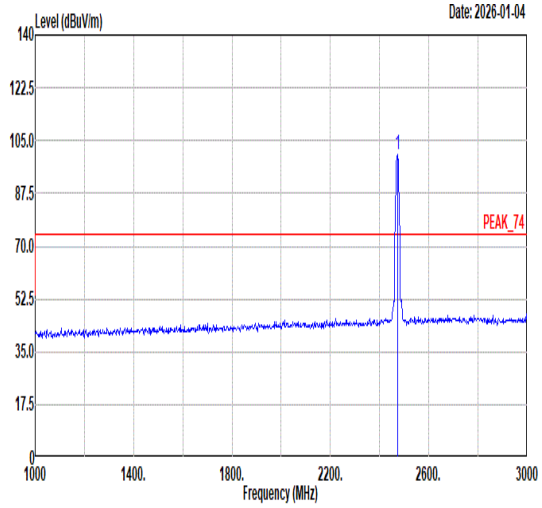 Freq Level Limit Line Margin (dB) Read Level Ant Factor Cable Loss Preamp Factor APos TPos Remark MHz dBuV/m dBuV/m dBuV dB/m dB dB cm deg 1 2472.00 100.43 ------ ------ 95.60 30.48 6.96 32.61 227 29 PEAK
Avg	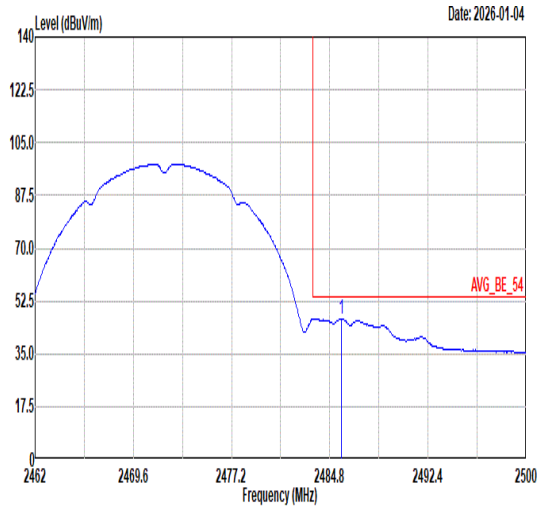 Freq Level Limit Line Margin (dB) Read Level Ant Factor Cable Loss Preamp Factor APos TPos Remark MHz dBuV/m dBuV/m dBuV dB/m dB dB cm deg 1 2485.71 46.71 54.00 -7.29 41.85 30.49 6.98 32.61 227 29 AVERAGE	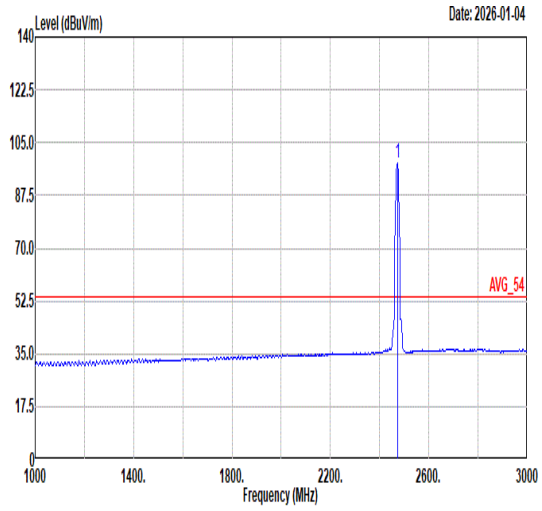 Freq Level Limit Line Margin (dB) Read Level Ant Factor Cable Loss Preamp Factor APos TPos Remark MHz dBuV/m dBuV/m dBuV dB/m dB dB cm deg 1 2472.00 98.03 ------ ------ 93.20 30.48 6.96 32.61 227 29 AVERAGE

Mode	5	
	Band Edge	
	2400-2483.5_802.11b_CH13_2472MHz	
ANT	22	
Pol.	Vertical	Fundamental
Peak	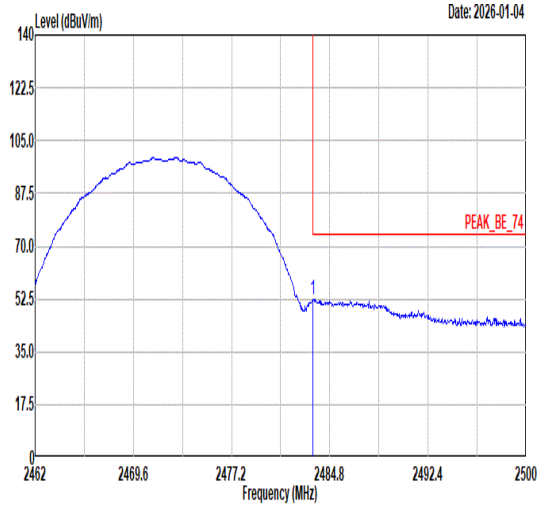 Freq Level Limit Line Margin (dB) Read Level Ant Factor Cable Loss Preamp Factor APos TPos Remark MHz dBuV/m dBuV/m dBuV dB/m dB dB cm deg 1 2483.51 52.40 74.00 -21.60 47.54 30.49 6.98 32.61 213 70 PEAK	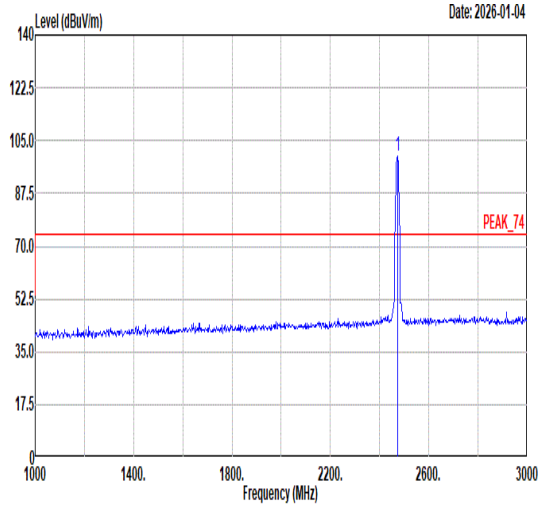 Freq Level Limit Line Margin (dB) Read Level Ant Factor Cable Loss Preamp Factor APos TPos Remark MHz dBuV/m dBuV/m dBuV dB/m dB dB cm deg 1 2472.00 100.02 ------ ------ 95.19 30.48 6.96 32.61 213 70 PEAK
Avg	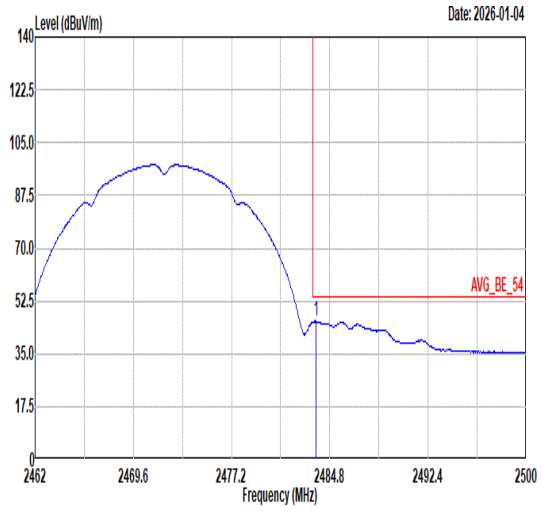 Freq Level Limit Line Margin (dB) Read Level Ant Factor Cable Loss Preamp Factor APos TPos Remark MHz dBuV/m dBuV/m dBuV dB/m dB dB cm deg 1 2483.74 45.77 54.00 -8.23 40.91 30.49 6.98 32.61 213 70 AVERAGE	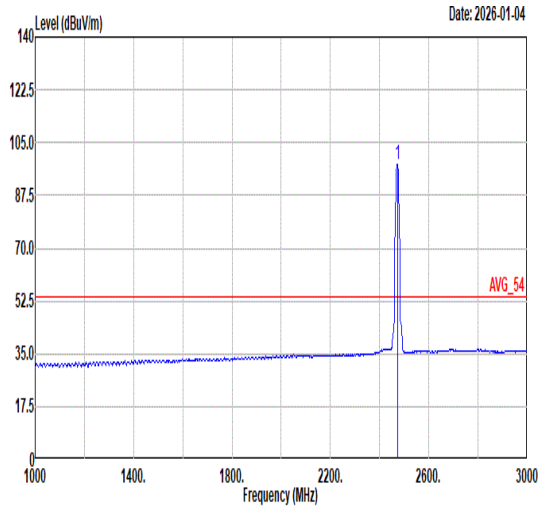 Freq Level Limit Line Margin (dB) Read Level Ant Factor Cable Loss Preamp Factor APos TPos Remark MHz dBuV/m dBuV/m dBuV dB/m dB dB cm deg 1 2472.00 97.60 ------ ------ 92.77 30.48 6.96 32.61 213 70 AVERAGE

Mode	5	
	Harmonic	
	2400-2483.5_802.11b_CH13_2472MHz	
ANT	22	
Pol.	Horizontal	Vertical
Peak Avg	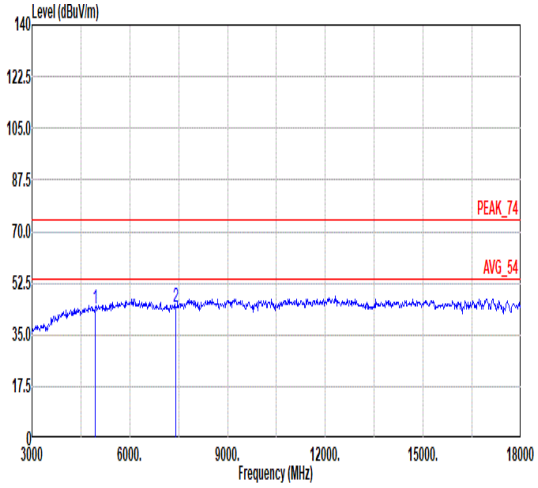 Freq Level Limit Line Margin Read Level Ant Factor Cable Loss Preamp Factor APos TPos Remark MHz dBuV/m dBuV/m dB dBuV dB/m dB dB cm deg 1 4944.00 43.63 74.00 -30.37 50.29 35.68 10.33 52.67 --- --- Peak 2 7416.00 44.32 74.00 -29.68 48.00 36.60 11.99 52.27 --- --- Peak	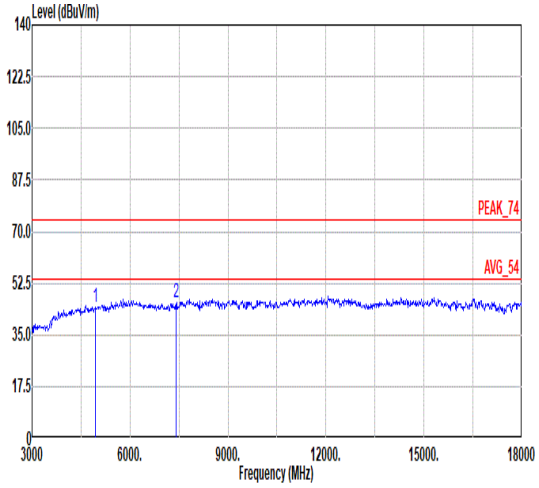 Freq Level Limit Line Margin Read Level Ant Factor Cable Loss Preamp Factor APos TPos Remark MHz dBuV/m dBuV/m dB dBuV dB/m dB dB cm deg 1 4944.00 44.45 74.00 -29.55 51.11 35.68 10.33 52.67 --- --- Peak 2 7416.00 45.91 74.00 -28.09 49.59 36.60 11.99 52.27 --- --- Peak

Mode	6	
	Band Edge	
	2400-2483.5_802.11g_CH01_2412MHz	
ANT	22	
Pol.	Horizontal	Fundamental
Peak	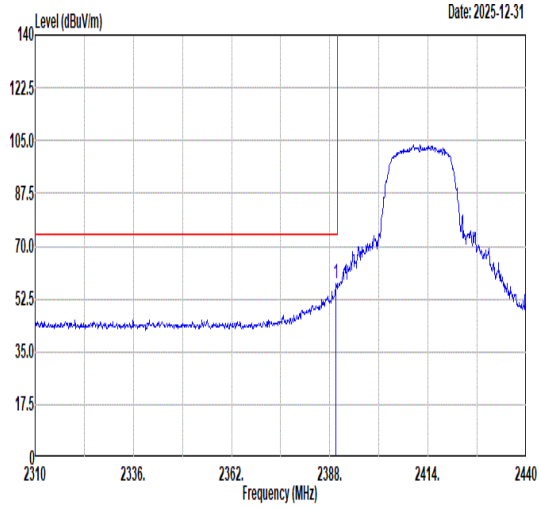 Freq Level Limit Line Margin (dB) Read Level Ant Factor Cable Loss Preamp Factor APos TPos Remark MHz dBuV/m dBuV/m dBuV dB/m dB dB cm deg 1 2389.69 57.70 74.00 -16.30 53.06 30.41 6.87 32.64 241 32 PEAK	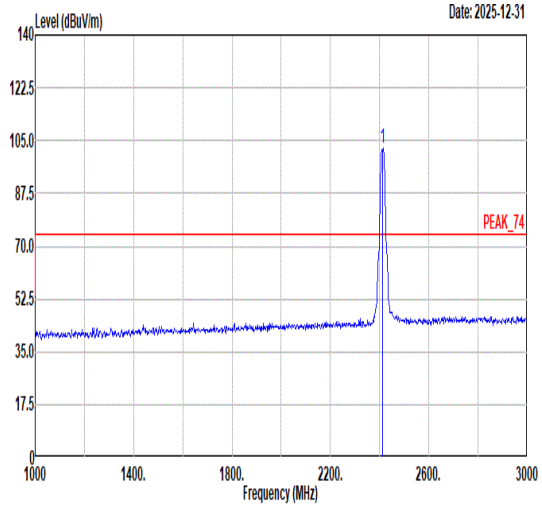 Freq Level Limit Line Margin (dB) Read Level Ant Factor Cable Loss Preamp Factor APos TPos Remark MHz dBuV/m dBuV/m dBuV dB/m dB dB cm deg 1 2412.00 102.73 ------ ------ 98.04 30.43 6.89 32.63 241 32 PEAK
Avg	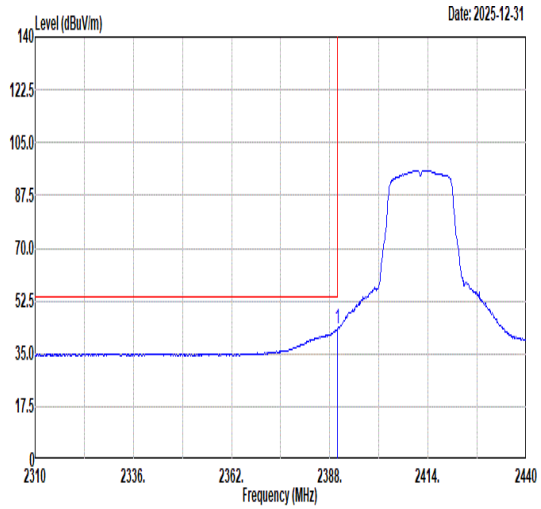 Freq Level Limit Line Margin (dB) Read Level Ant Factor Cable Loss Preamp Factor APos TPos Remark MHz dBuV/m dBuV/m dBuV dB/m dB dB cm deg 1 2389.95 43.12 54.00 -10.88 38.48 30.41 6.87 32.64 241 32 AVERAGE	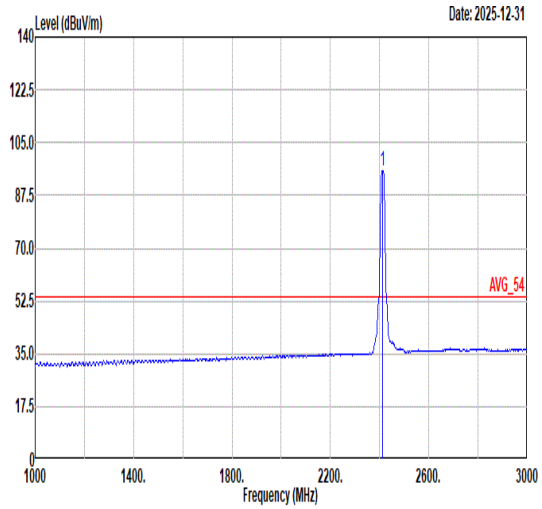 Freq Level Limit Line Margin (dB) Read Level Ant Factor Cable Loss Preamp Factor APos TPos Remark MHz dBuV/m dBuV/m dBuV dB/m dB dB cm deg 1 2412.00 95.73 ------ ------ 91.04 30.43 6.89 32.63 241 32 AVERAGE

Mode	6	
	Band Edge	
	2400-2483.5_802.11g_CH01_2412MHz	
ANT	22	
Pol.	Vertical	Fundamental
Peak	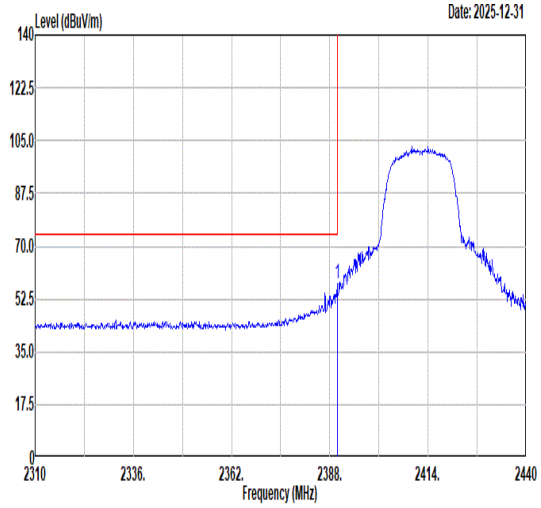 Freq Level Limit Line Margin (dB) Read Level Ant Factor Cable Loss Preamp Factor APos TPos Remark MHz dBuV/m dBuV/m dBuV dB/m dB dB cm deg 1 2389.95 57.32 74.00 -16.68 52.68 30.41 6.87 32.64 221 90 PEAK	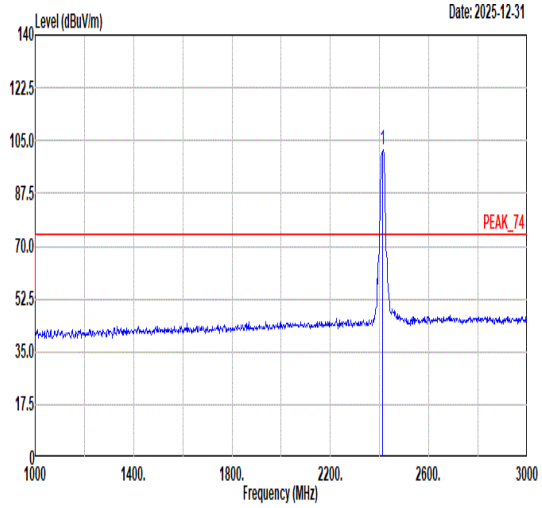 Freq Level Limit Line Margin (dB) Read Level Ant Factor Cable Loss Preamp Factor APos TPos Remark MHz dBuV/m dBuV/m dBuV dB/m dB dB cm deg 1 2412.00 102.14 ------ ------ 97.44 30.43 6.90 32.63 221 90 PEAK
Avg	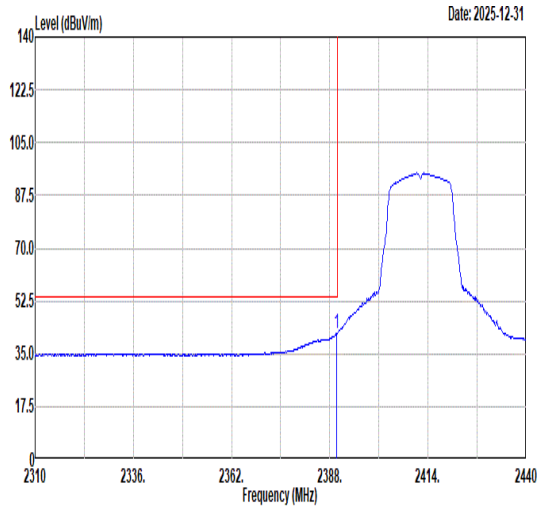 Freq Level Limit Line Margin (dB) Read Level Ant Factor Cable Loss Preamp Factor APos TPos Remark MHz dBuV/m dBuV/m dBuV dB/m dB dB cm deg 1 2389.82 41.70 54.00 -12.30 37.06 30.41 6.87 32.64 221 90 AVERAGE	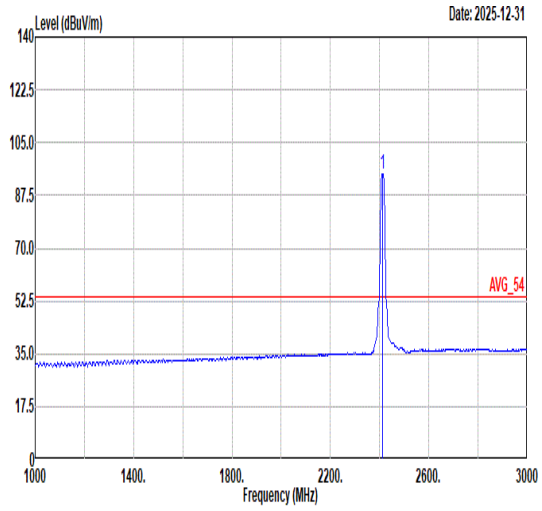 Freq Level Limit Line Margin (dB) Read Level Ant Factor Cable Loss Preamp Factor APos TPos Remark MHz dBuV/m dBuV/m dBuV dB/m dB dB cm deg 1 2412.00 94.76 ------ ------ 90.08 30.43 6.89 32.64 221 90 AVERAGE

Mode	6	
	Harmonic	
	2400-2483.5_802.11g_CH01_2412MHz	
ANT	22	
Pol.	Horizontal	Vertical
Peak Avg	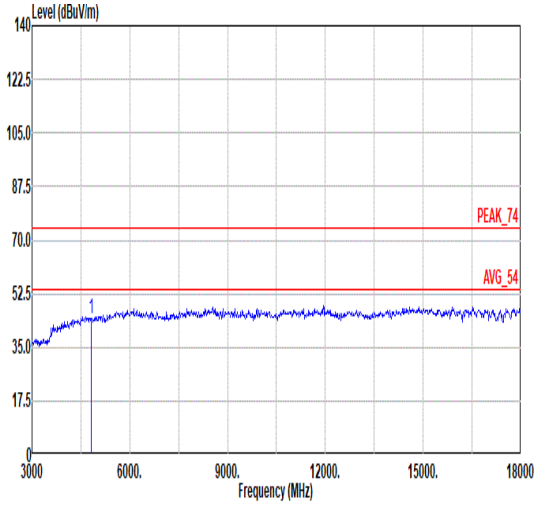 Freq Level Limit Line Margin Read Level Ant Factor Cable Loss Preamp Factor APos TPos Remark MHz dBuV/m dBuV/m dB dBuV dB/m dB dB cm deg 1 4824.00 44.20 74.00 -29.80 51.22 35.41 10.16 52.59 --- --- Peak	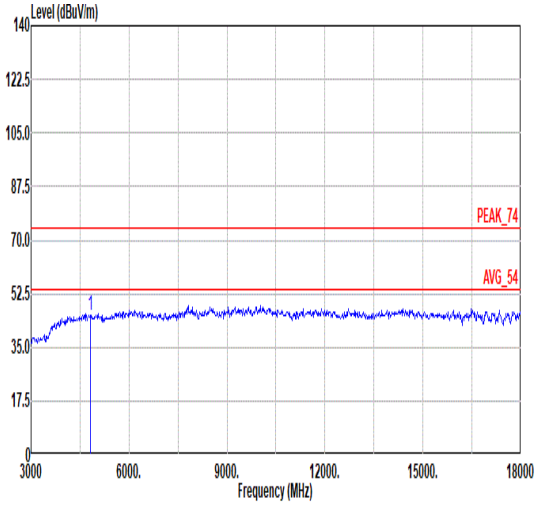 Freq Level Limit Line Margin Read Level Ant Factor Cable Loss Preamp Factor APos TPos Remark MHz dBuV/m dBuV/m dB dBuV dB/m dB dB cm deg 1 4824.00 45.30 74.00 -28.70 52.32 35.41 10.16 52.59 --- --- Peak

Mode	7	
	Band Edge - L	
	2400-2483.5_802.11g_CH06_2437MHz	
ANT	22	
Pol.	Horizontal	Fundamental
Peak	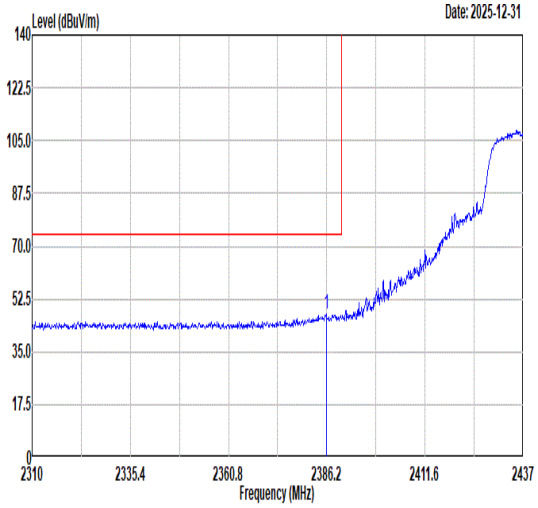 Freq Level Limit Line Margin (dB) Read Level Ant Factor Cable Loss Preamp Factor APos TPos Remark MHz dBuV/m dBuV/m dBuV dB/m dB dB cm deg 1 2386.07 47.36 74.00 -26.64 42.74 30.41 6.86 32.65 234 31 PEAK	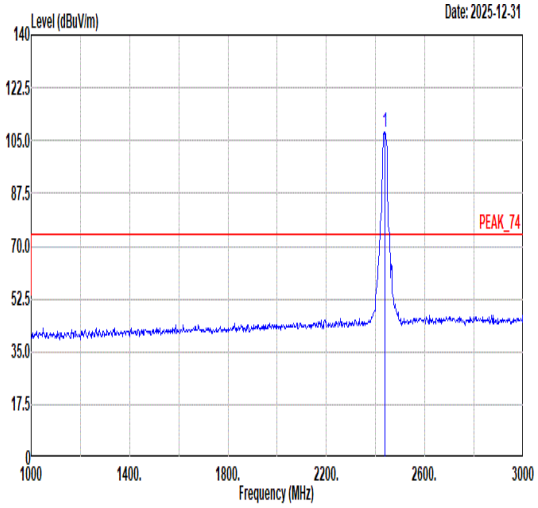 Freq Level Limit Line Margin (dB) Read Level Ant Factor Cable Loss Preamp Factor APos TPos Remark MHz dBuV/m dBuV/m dBuV dB/m dB dB cm deg 1 2437.00 107.63 ------ ------ 102.88 30.45 6.92 32.62 234 31 PEAK
Avg	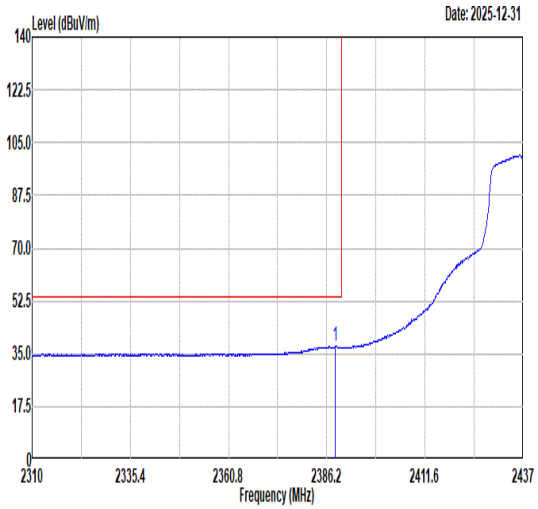 Freq Level Limit Line Margin (dB) Read Level Ant Factor Cable Loss Preamp Factor APos TPos Remark MHz dBuV/m dBuV/m dBuV dB/m dB dB cm deg 1 2388.36 37.48 54.00 -16.52 32.85 30.41 6.86 32.64 234 31 AVERAGE	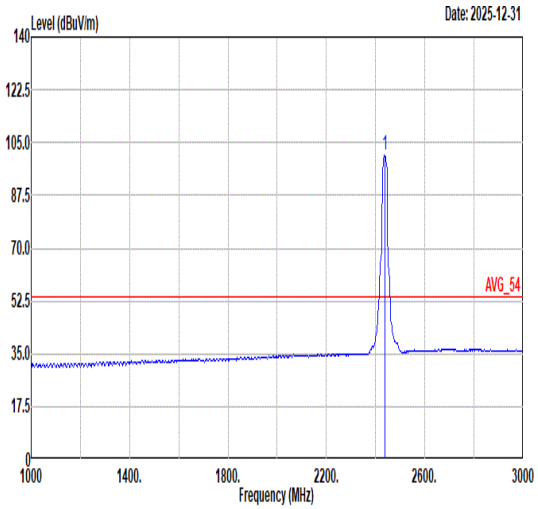 Freq Level Limit Line Margin (dB) Read Level Ant Factor Cable Loss Preamp Factor APos TPos Remark MHz dBuV/m dBuV/m dBuV dB/m dB dB cm deg 1 2437.00 100.69 ------ ------ 95.95 30.45 6.92 32.63 234 31 AVERAGE

Mode	7	
	Band Edge - R	
	2400-2483.5_802.11g_CH06_2437MHz	
ANT	22	
Pol.	Horizontal	Fundamental
Peak	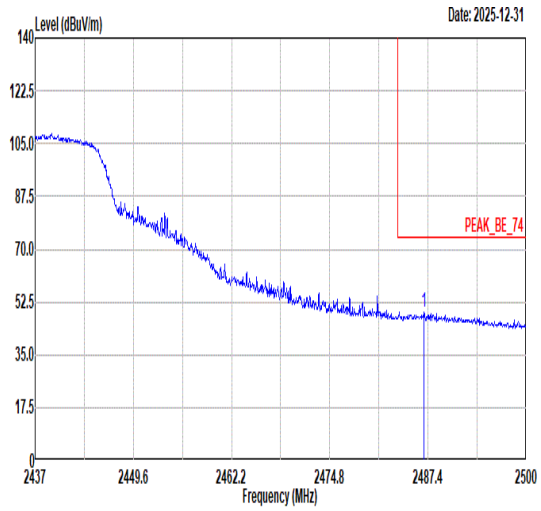 Freq Level Limit Line Margin (dB) Read Level Ant Factor Cable Loss Preamp Factor APos TPos Remark MHz dBuV/m dBuV/m dBuV dB/m dB dB cm deg 1 2486.90 48.95 74.00 -25.05 44.09 30.49 6.98 32.61 234 31 PEAK	Blank
Avg	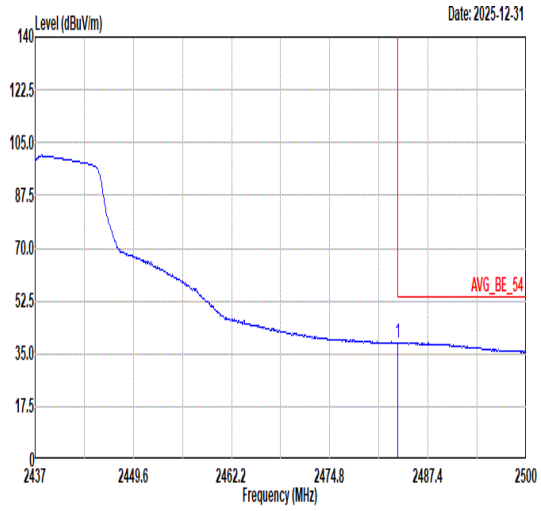 Freq Level Limit Line Margin (dB) Read Level Ant Factor Cable Loss Preamp Factor APos TPos Remark MHz dBuV/m dBuV/m dBuV dB/m dB dB cm deg 1 2483.56 38.62 54.00 -15.38 33.76 30.49 6.98 32.61 234 31 AVERAGE	Blank

Mode	7	
	Band Edge - L	
	2400-2483.5_802.11g_CH06_2437MHz	
ANT	22	
Pol.	Vertical	Fundamental
Peak	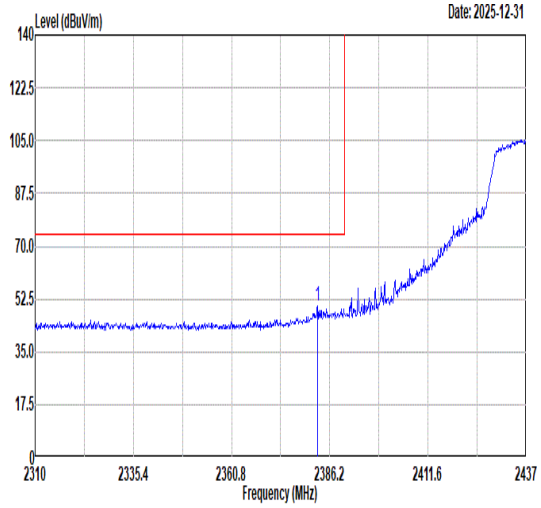 Freq Level Limit Line Margin (dB) Read Level Ant Factor Cable Loss Preamp Factor APos TPos Remark MHz dBuV/m dBuV/m dBuV dB/m dB dB cm deg 1 2383.03 50.37 74.00 -23.63 45.75 30.41 6.86 32.65 198 97 PEAK	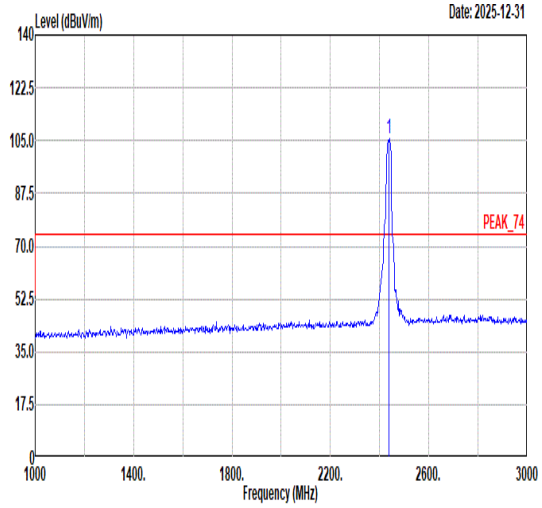 Freq Level Limit Line Margin (dB) Read Level Ant Factor Cable Loss Preamp Factor APos TPos Remark MHz dBuV/m dBuV/m dBuV dB/m dB dB cm deg 1 2437.00 105.59 ------ ------ 100.84 30.45 6.92 32.62 198 97 PEAK
Avg	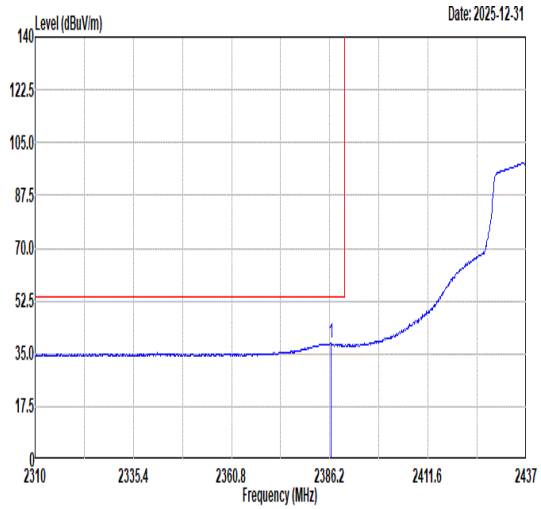 Freq Level Limit Line Margin (dB) Read Level Ant Factor Cable Loss Preamp Factor APos TPos Remark MHz dBuV/m dBuV/m dBuV dB/m dB dB cm deg 1 2386.45 38.47 54.00 -15.53 33.85 30.41 6.86 32.65 198 97 AVERAGE	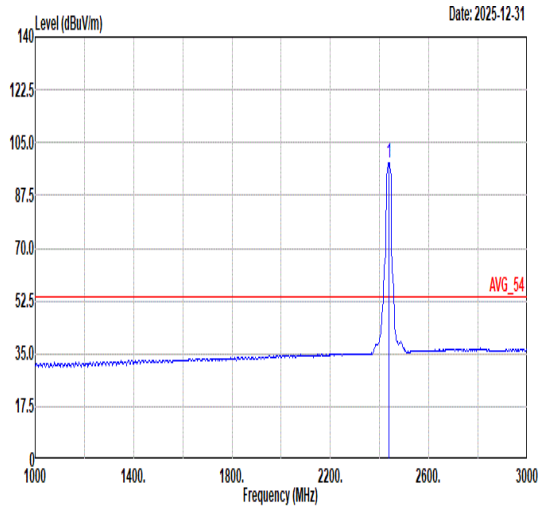 Freq Level Limit Line Margin (dB) Read Level Ant Factor Cable Loss Preamp Factor APos TPos Remark MHz dBuV/m dBuV/m dBuV dB/m dB dB cm deg 1 2437.00 98.34 ------ ------ 93.59 30.45 6.92 32.62 198 97 AVERAGE

Mode	7	
	Band Edge - R	
	2400-2483.5_802.11g_CH06_2437MHz	
ANT	22	
Pol.	Vertical	Fundamental
Peak	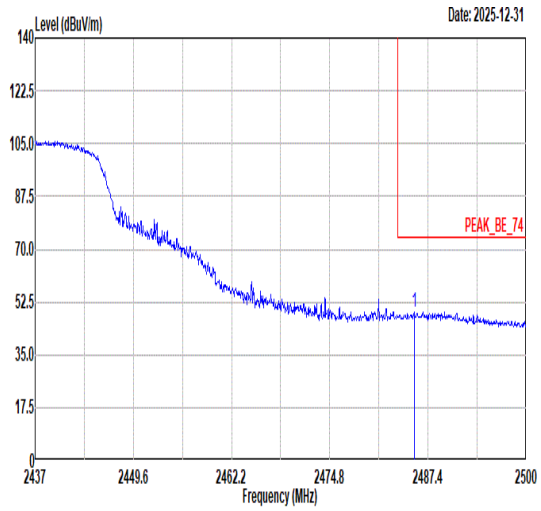 Freq Level Limit Line Margin (dB) Read Level Ant Factor Cable Loss Preamp Factor APos TPos Remark MHz dBuV/m dBuV/m dBuV dB/m dB dB cm deg 1 2485.64 49.22 74.00 -24.78 44.36 30.49 6.98 32.61 198 97 PEAK	Blank
Avg	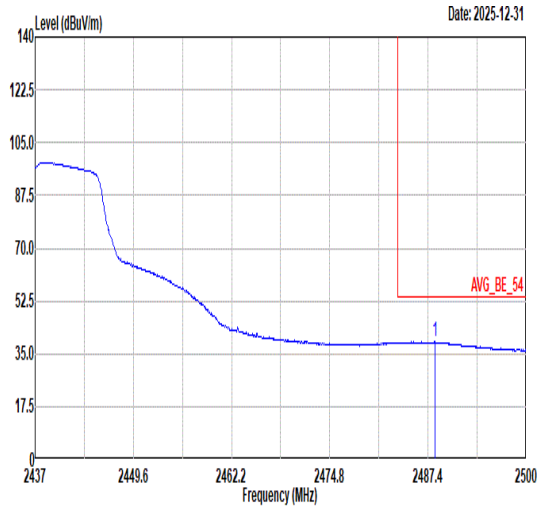 Freq Level Limit Line Margin (dB) Read Level Ant Factor Cable Loss Preamp Factor APos TPos Remark MHz dBuV/m dBuV/m dBuV dB/m dB dB cm deg 1 2488.28 38.92 54.00 -15.08 34.05 30.49 6.98 32.60 198 97 AVERAGE	Blank

Mode	7	
	Harmonic	
	2400-2483.5_802.11g_CH06_2437MHz	
ANT	22	
Pol.	Horizontal	Vertical
Peak Avg	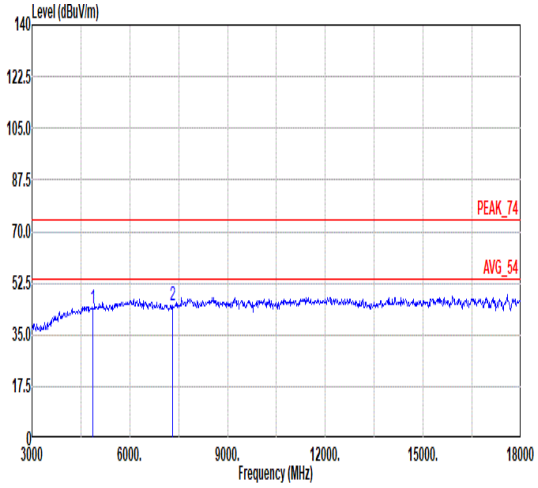 Freq Level Limit Line Margin Read Level Ant Factor Cable Loss Preamp Factor APos TPos Remark MHz dBuV/m dBuV/m dB dBuV dB/m dB dB cm deg 1 4874.00 43.96 74.00 -30.04 50.79 35.52 10.27 52.62 --- --- Peak 2 7311.00 45.04 74.00 -28.96 48.78 36.47 12.01 52.22 --- --- Peak	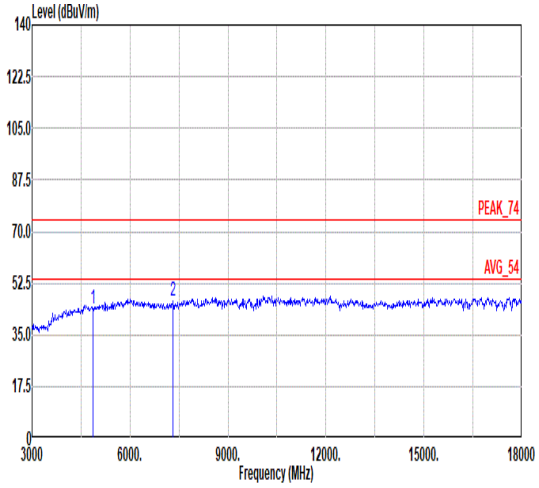 Freq Level Limit Line Margin Read Level Ant Factor Cable Loss Preamp Factor APos TPos Remark MHz dBuV/m dBuV/m dB dBuV dB/m dB dB cm deg 1 4874.00 43.93 74.00 -30.07 50.76 35.52 10.27 52.62 --- --- Peak 2 7311.00 46.36 74.00 -27.64 50.10 36.47 12.01 52.22 --- --- Peak

Mode	8	
	Band Edge	
	2400-2483.5_802.11g_CH11_2462MHz	
ANT	22	
Pol.	Horizontal	Fundamental
Peak	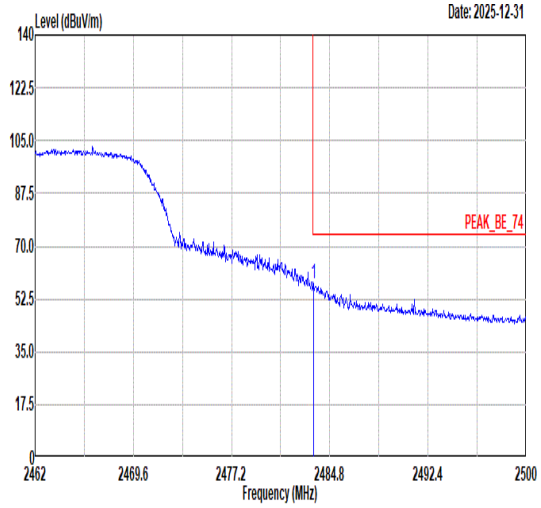 Freq Level Limit Line Margin (dB) Read Level Ant Factor Cable Loss Preamp Factor APos TPos Remark MHz dBuV/m dBuV/m dBuV dB/m dB dB cm deg 1 2483.55 57.53 74.00 -16.47 52.67 30.49 6.98 32.61 225 31 PEAK	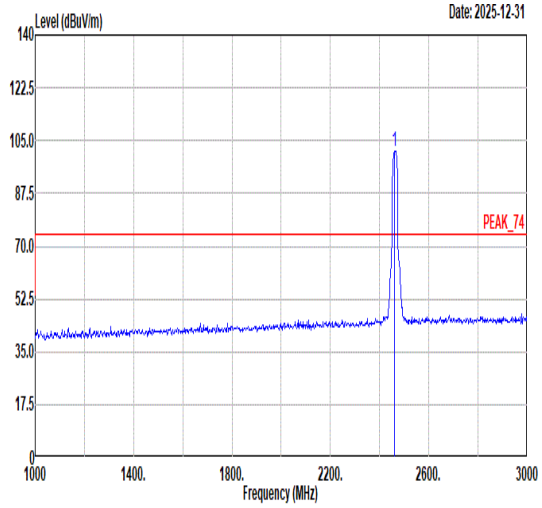 Freq Level Limit Line Margin (dB) Read Level Ant Factor Cable Loss Preamp Factor APos TPos Remark MHz dBuV/m dBuV/m dBuV dB/m dB dB cm deg 1 2462.00 101.62 ------ ------ 96.81 30.47 6.95 32.61 225 31 PEAK
Avg	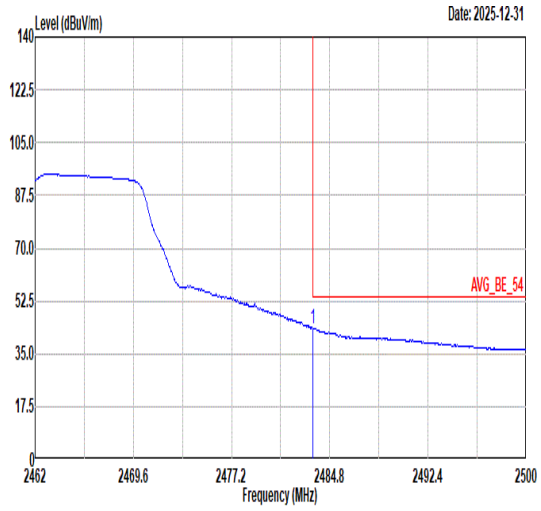 Freq Level Limit Line Margin (dB) Read Level Ant Factor Cable Loss Preamp Factor APos TPos Remark MHz dBuV/m dBuV/m dBuV dB/m dB dB cm deg 1 2483.51 43.38 54.00 -10.62 38.52 30.49 6.98 32.61 225 31 AVERAGE	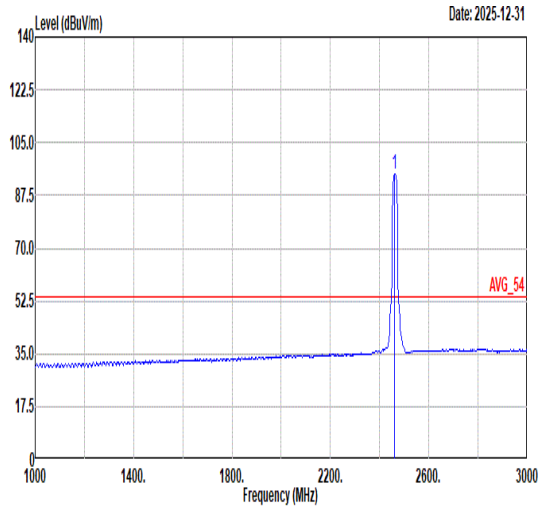 Freq Level Limit Line Margin (dB) Read Level Ant Factor Cable Loss Preamp Factor APos TPos Remark MHz dBuV/m dBuV/m dBuV dB/m dB dB cm deg 1 2462.00 94.36 ------ ------ 89.56 30.47 6.95 32.62 225 31 AVERAGE

Mode	8	
	Band Edge	
	2400-2483.5_802.11g_CH11_2462MHz	
ANT	22	
Pol.	Vertical	Fundamental
Peak	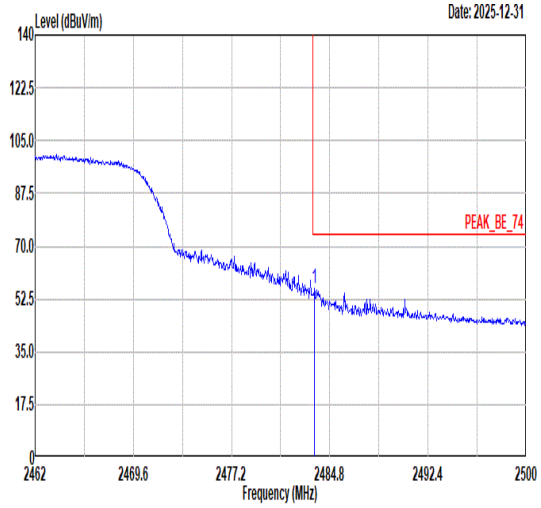 Freq Level Limit Line Margin (dB) Read Level Ant Factor Cable Loss Preamp Factor APos TPos Remark MHz dBuV/m dBuV/m dBuV dB/m dB dB cm deg 1 2483.62 56.23 74.00 -17.77 51.37 30.49 6.98 32.61 202 100 PEAK	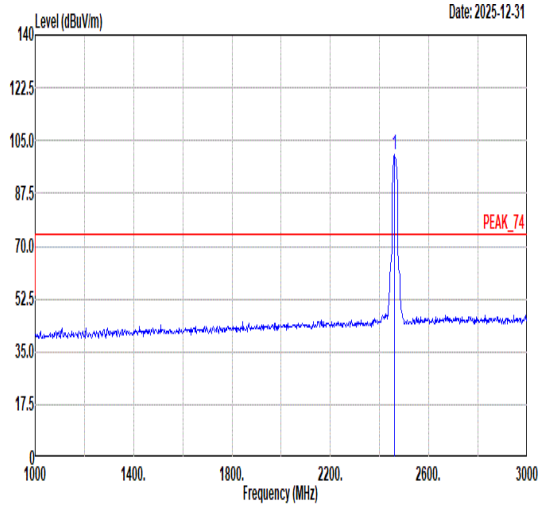 Freq Level Limit Line Margin (dB) Read Level Ant Factor Cable Loss Preamp Factor APos TPos Remark MHz dBuV/m dBuV/m dBuV dB/m dB dB cm deg 1 2462.00 100.40 ------ ------ 95.60 30.47 6.95 32.62 202 100 PEAK
Avg	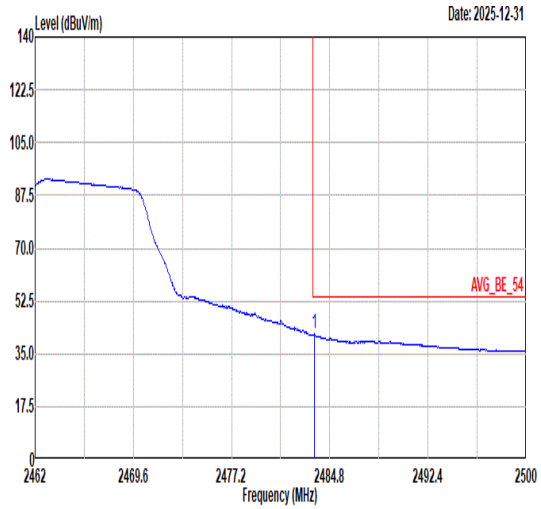 Freq Level Limit Line Margin (dB) Read Level Ant Factor Cable Loss Preamp Factor APos TPos Remark MHz dBuV/m dBuV/m dBuV dB/m dB dB cm deg 1 2483.62 41.48 54.00 -12.52 36.62 30.49 6.98 32.61 202 100 AVERAGE	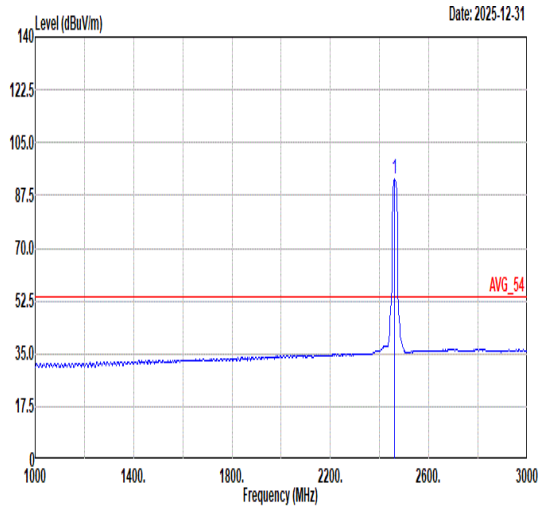 Freq Level Limit Line Margin (dB) Read Level Ant Factor Cable Loss Preamp Factor APos TPos Remark MHz dBuV/m dBuV/m dBuV dB/m dB dB cm deg 1 2462.00 92.90 ------ ------ 88.10 30.47 6.95 32.62 202 100 AVERAGE

Mode	8	
	Harmonic	
	2400-2483.5_802.11g_CH11_2462MHz	
ANT	22	
Pol.	Horizontal	Vertical
Peak Avg	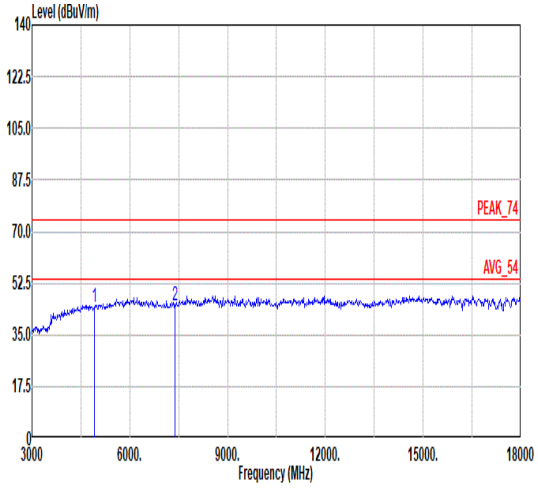 Freq Level Limit Line Margin Read Level Ant Factor Cable Loss Preamp Factor APos TPos Remark MHz dBuV/m dBuV/m dB dBuV dB/m dB dB cm deg 1 4924.00 44.48 74.00 -29.52 51.18 35.63 10.32 52.65 --- --- Peak 2 7386.00 45.05 74.00 -28.95 48.76 36.56 11.98 52.25 --- --- Peak	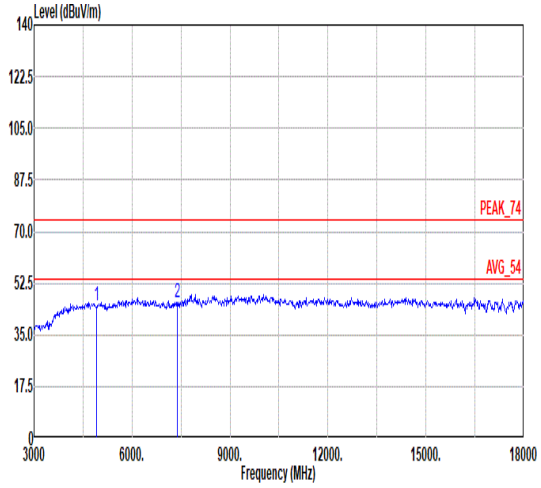 Freq Level Limit Line Margin Read Level Ant Factor Cable Loss Preamp Factor APos TPos Remark MHz dBuV/m dBuV/m dB dBuV dB/m dB dB cm deg 1 4924.00 44.82 74.00 -29.18 51.52 35.63 10.32 52.65 --- --- Peak 2 7386.00 45.77 74.00 -28.23 49.48 36.56 11.98 52.25 --- --- Peak

Mode	9	
	Band Edge	
	2400-2483.5_802.11g_CH12_2467MHz	
ANT	22	
Pol.	Horizontal	Fundamental
Peak	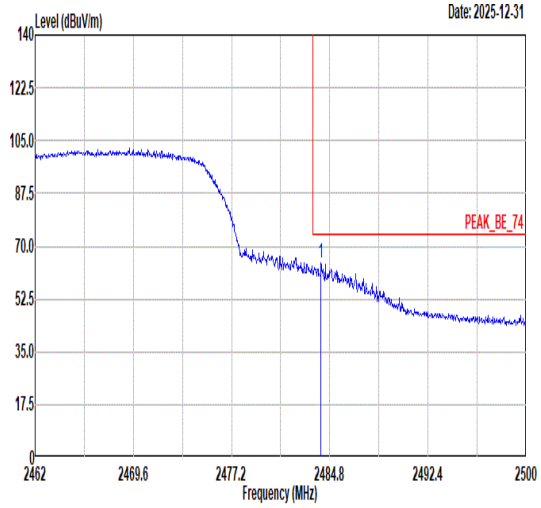 Freq Level Limit Line Margin (dB) Read Level Ant Factor Cable Loss Preamp Factor APos TPos Remark MHz dBuV/m dBuV/m dBuV dB/m dB dB cm deg 1 2484.12 64.40 74.00 -9.60 59.54 30.49 6.98 32.61 227 30 PEAK	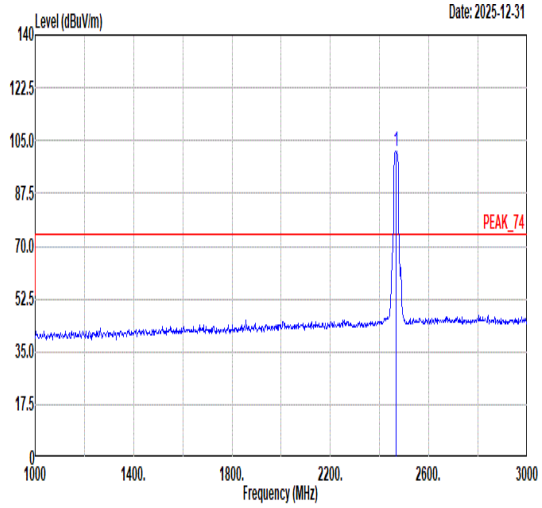 Freq Level Limit Line Margin (dB) Read Level Ant Factor Cable Loss Preamp Factor APos TPos Remark MHz dBuV/m dBuV/m dBuV dB/m dB dB cm deg 1 2467.00 101.48 ------ ------ 96.67 30.47 6.95 32.61 227 30 PEAK
Avg	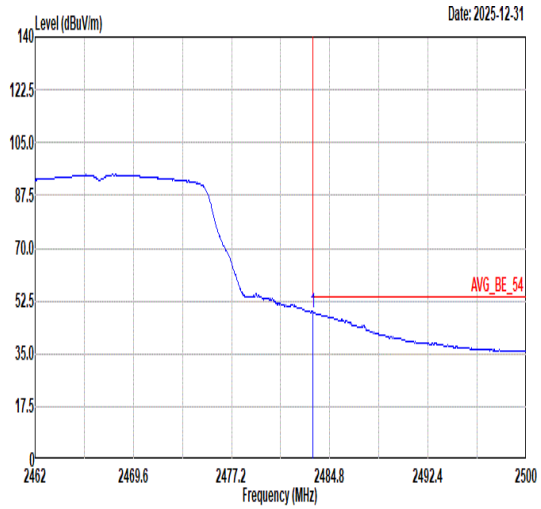 Freq Level Limit Line Margin (dB) Read Level Ant Factor Cable Loss Preamp Factor APos TPos Remark MHz dBuV/m dBuV/m dBuV dB/m dB dB cm deg 1 2483.51 48.70 54.00 -5.30 43.84 30.49 6.98 32.61 227 30 AVERAGE	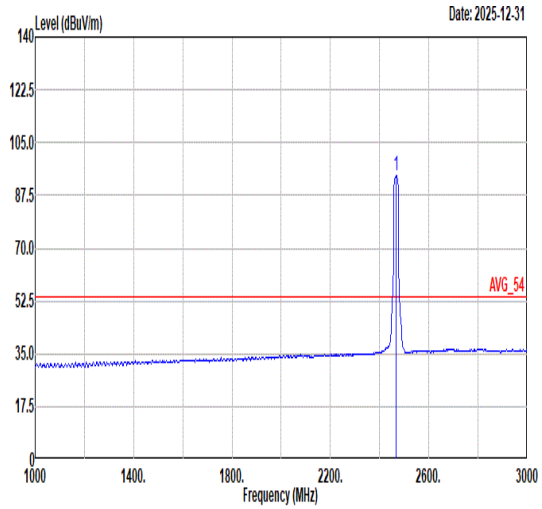 Freq Level Limit Line Margin (dB) Read Level Ant Factor Cable Loss Preamp Factor APos TPos Remark MHz dBuV/m dBuV/m dBuV dB/m dB dB cm deg 1 2467.00 94.21 ------ ------ 89.39 30.47 6.96 32.61 227 30 AVERAGE

Mode	9	
	Band Edge	
	2400-2483.5_802.11g_CH12_2467MHz	
ANT	22	
Pol.	Vertical	Fundamental
Peak	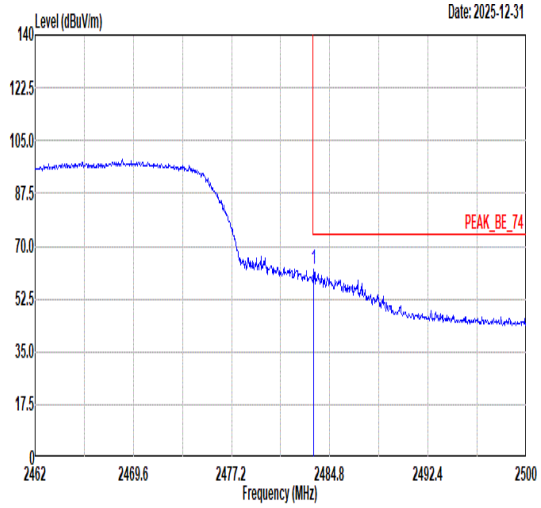 Freq Level Limit Line Margin (dB) Read Level Ant Factor Cable Loss Preamp Factor APos TPos Remark 1 2483.55 62.54 74.00 -11.46 57.68 30.49 6.98 32.61 202 74 PEAK	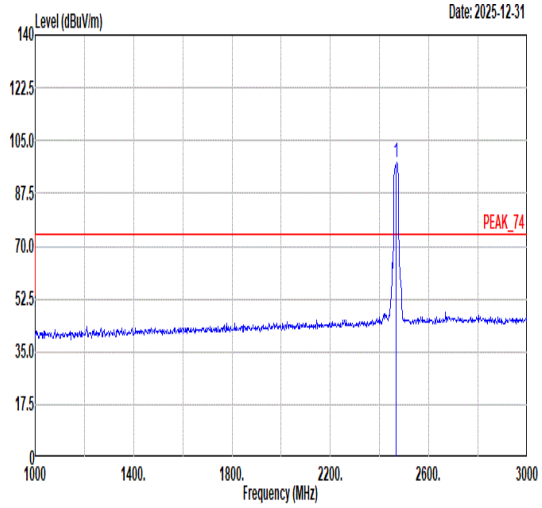 Freq Level Limit Line Margin (dB) Read Level Ant Factor Cable Loss Preamp Factor APos TPos Remark 1 2467.00 97.61 ------ ------ 92.78 30.48 6.96 32.61 202 74 PEAK
Avg	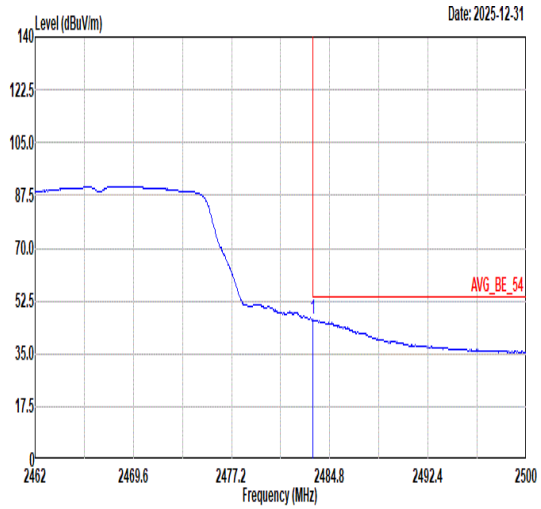 Freq Level Limit Line Margin (dB) Read Level Ant Factor Cable Loss Preamp Factor APos TPos Remark 1 2483.51 46.26 54.00 -7.74 41.40 30.49 6.98 32.61 202 74 AVERAGE	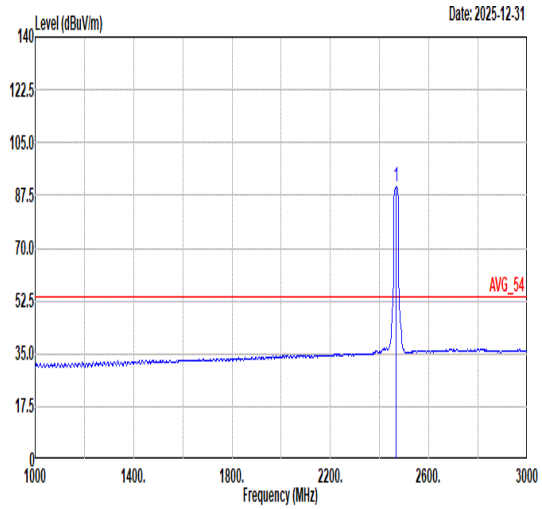 Freq Level Limit Line Margin (dB) Read Level Ant Factor Cable Loss Preamp Factor APos TPos Remark 1 2467.00 90.49 ------ ------ 85.67 30.47 6.96 32.61 202 74 AVERAGE

Mode	9	
	Harmonic	
	2400-2483.5_802.11g_CH12_2467MHz	
ANT	22	
Pol.	Horizontal	Vertical
Peak Avg	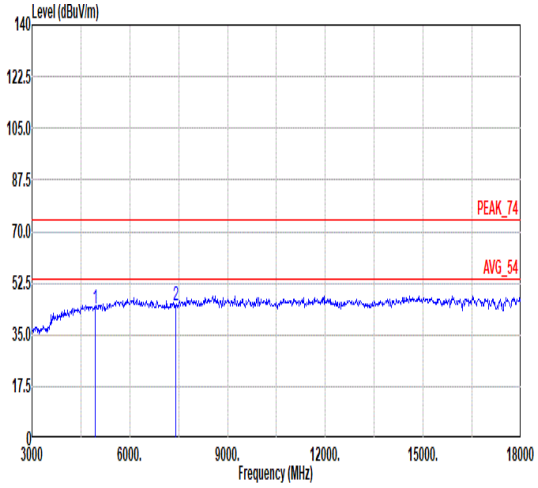 Freq Level Limit Line Margin Read Level Ant Factor Cable Loss Preamp Factor APos TPos Remark MHz dBuV/m dBuV/m dB dBuV dB/m dB dB cm deg 1 4934.00 44.09 74.00 -29.91 50.77 35.65 10.33 52.66 150 285 Peak 2 7401.00 44.77 74.00 -29.23 48.47 36.58 11.98 52.26 155 274 Peak	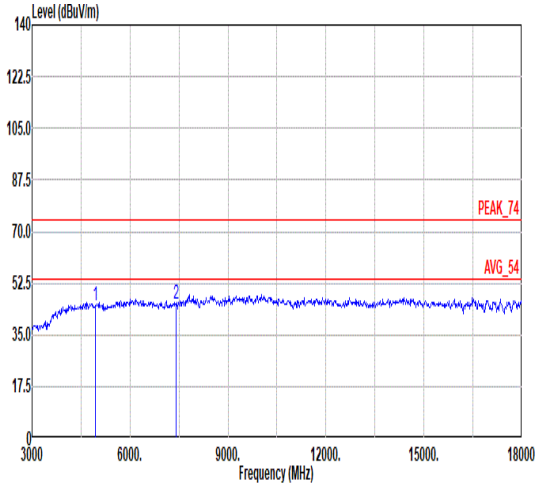 Freq Level Limit Line Margin Read Level Ant Factor Cable Loss Preamp Factor APos TPos Remark MHz dBuV/m dBuV/m dB dBuV dB/m dB dB cm deg 1 4934.00 44.67 74.00 -29.33 51.35 35.65 10.33 52.66 150 285 Peak 2 7401.00 45.62 74.00 -28.38 49.32 36.58 11.98 52.26 155 274 Peak

Mode	10	
	Band Edge	
	2400-2483.5_802.11g_CH13_2472MHz	
ANT	22	
Pol.	Horizontal	Fundamental
Peak	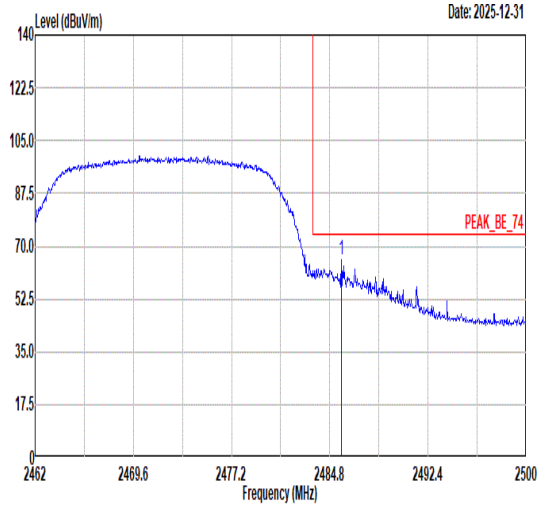 Freq Level Limit Line Margin (dB) Read Level Ant Factor Cable Loss Preamp Factor APos TPos Remark MHz dBuV/m dBuV/m dBuV dB/m dB dB cm deg 1 2485.71 65.49 74.00 -8.51 60.63 30.49 6.98 32.61 227 32 PEAK	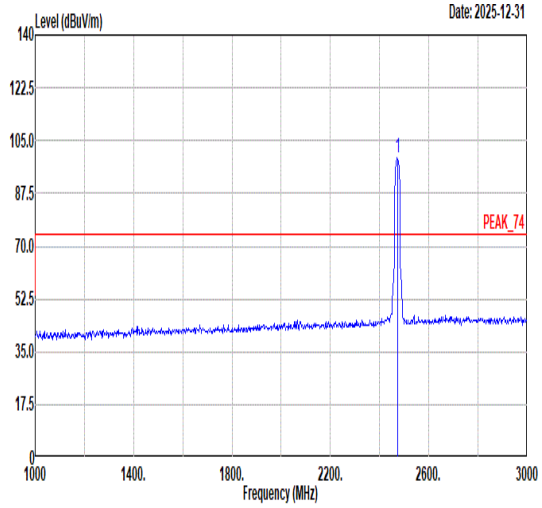 Freq Level Limit Line Margin (dB) Read Level Ant Factor Cable Loss Preamp Factor APos TPos Remark MHz dBuV/m dBuV/m dBuV dB/m dB dB cm deg 1 2472.00 99.26 ------ ------ 94.43 30.48 6.96 32.61 227 32 PEAK
Avg	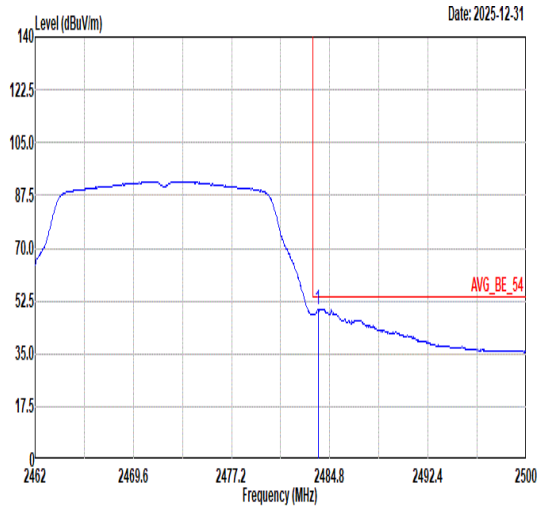 Freq Level Limit Line Margin (dB) Read Level Ant Factor Cable Loss Preamp Factor APos TPos Remark MHz dBuV/m dBuV/m dBuV dB/m dB dB cm deg 1 2483.89 49.78 54.00 -4.22 44.92 30.49 6.98 32.61 227 32 AVERAGE	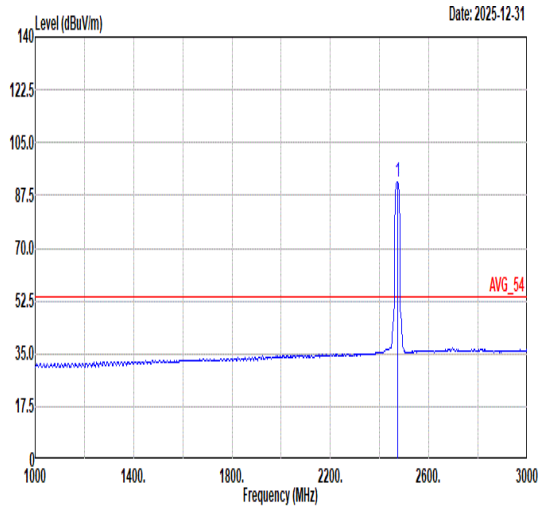 Freq Level Limit Line Margin (dB) Read Level Ant Factor Cable Loss Preamp Factor APos TPos Remark MHz dBuV/m dBuV/m dBuV dB/m dB dB cm deg 1 2472.00 92.09 ------ ------ 87.26 30.48 6.96 32.61 227 32 AVERAGE

Mode	10	
	Band Edge	
	2400-2483.5_802.11g_CH13_2472MHz	
ANT	22	
Pol.	Vertical	Fundamental
Peak	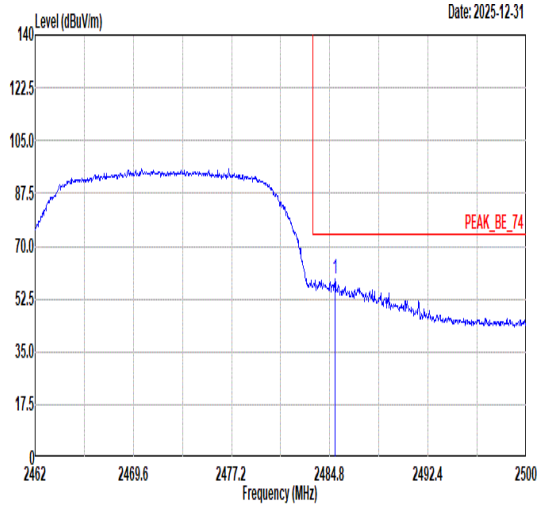 Freq Level Limit Line Margin (dB) Read Level Ant Factor Cable Loss Preamp Factor APos TPos Remark MHz dBuV/m dBuV/m dBuV dB/m dB dB cm deg 1 2485.18 58.98 74.00 -15.02 54.12 30.49 6.98 32.61 200 94 PEAK	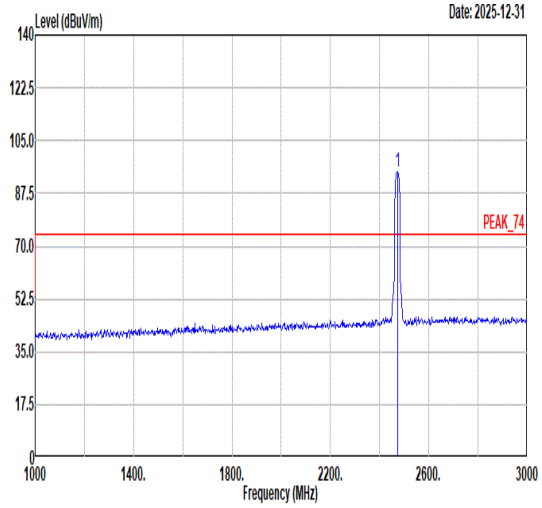 Freq Level Limit Line Margin (dB) Read Level Ant Factor Cable Loss Preamp Factor APos TPos Remark MHz dBuV/m dBuV/m dBuV dB/m dB dB cm deg 1 2472.00 94.62 ------ ------ 89.79 30.48 6.96 32.61 200 94 PEAK
Avg	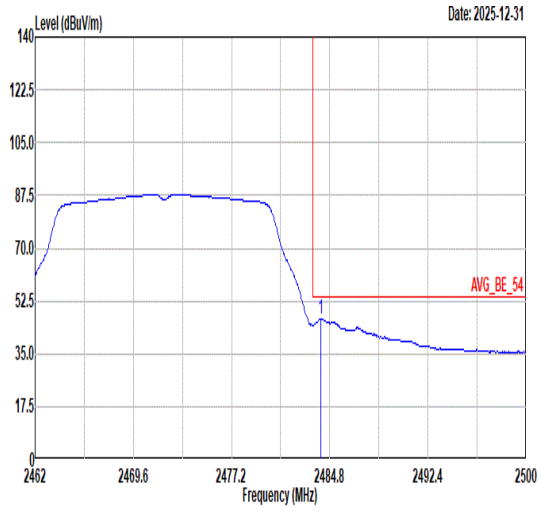 Freq Level Limit Line Margin (dB) Read Level Ant Factor Cable Loss Preamp Factor APos TPos Remark MHz dBuV/m dBuV/m dBuV dB/m dB dB cm deg 1 2484.12 46.67 54.00 -7.33 41.81 30.49 6.98 32.61 200 94 AVERAGE	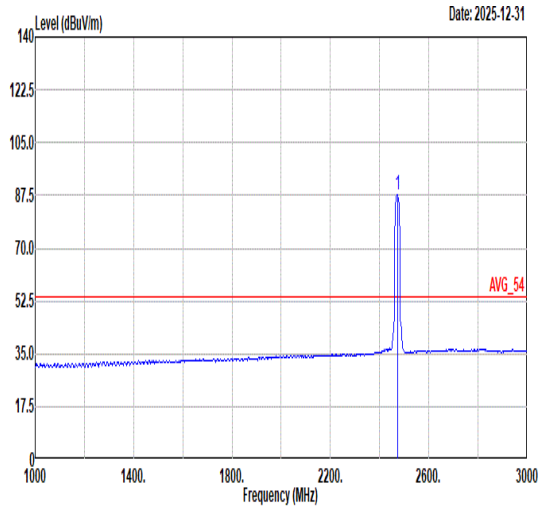 Freq Level Limit Line Margin (dB) Read Level Ant Factor Cable Loss Preamp Factor APos TPos Remark MHz dBuV/m dBuV/m dBuV dB/m dB dB cm deg 1 2472.00 87.60 ------ ------ 82.77 30.48 6.96 32.61 200 94 AVERAGE

Mode	10	
	Harmonic	
	2400-2483.5_802.11g_CH13_2472MHz	
ANT	22	
Pol.	Horizontal	Vertical
Peak Avg	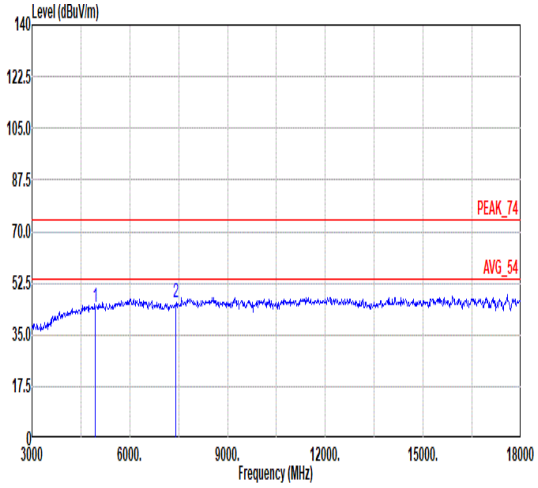 Freq Level Limit Line Margin Read Level Ant Factor Cable Loss Preamp Factor APos TPos Remark MHz dBuV/m dBuV/m dB dBuV dB/m dB dB cm deg 1 4944.00 44.18 74.00 -29.82 50.84 35.68 10.33 52.67 --- --- Peak 2 7416.00 45.83 74.00 -28.17 49.51 36.60 11.99 52.27 --- --- Peak	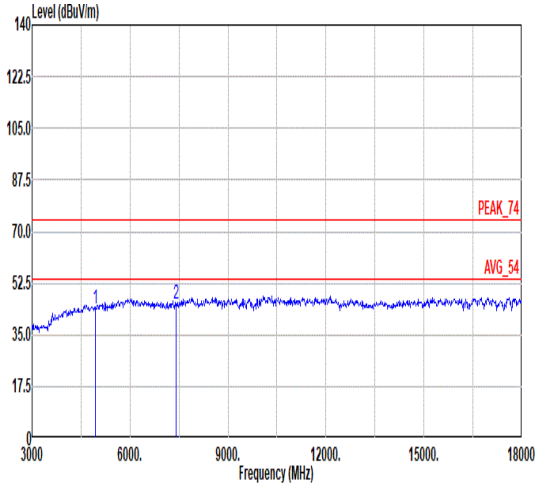 Freq Level Limit Line Margin Read Level Ant Factor Cable Loss Preamp Factor APos TPos Remark MHz dBuV/m dBuV/m dB dBuV dB/m dB dB cm deg 1 4944.00 43.97 74.00 -30.03 50.63 35.68 10.33 52.67 --- --- Peak 2 7416.00 45.19 74.00 -28.81 48.87 36.60 11.99 52.27 --- --- Peak

Mode	11	
	Band Edge	
	2400-2483.5_802.11n HT20_CH01_2412MHz	
ANT	22	
Pol.	Horizontal	Fundamental
Peak	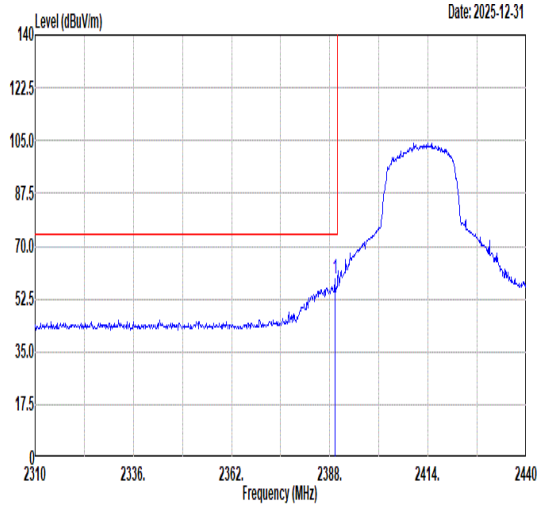 Freq Level Limit Line Margin (dB) Read Level Ant Factor Cable Loss Preamp Factor APos TPos Remark MHz dBuV/m dBuV/m dBuV dB/m dB dB cm deg 1 2389.30 59.20 74.00 -14.80 54.57 30.41 6.86 32.64 144 32 PEAK	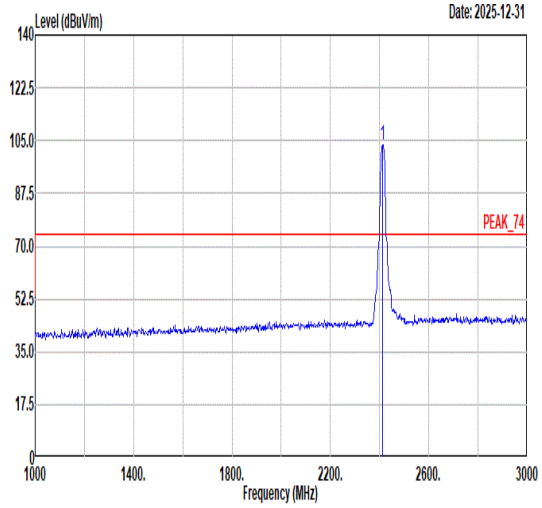 Freq Level Limit Line Margin (dB) Read Level Ant Factor Cable Loss Preamp Factor APos TPos Remark MHz dBuV/m dBuV/m dBuV dB/m dB dB cm deg 1 2412.00 103.71 ------ ------ 99.03 30.43 6.89 32.64 144 32 PEAK
Avg	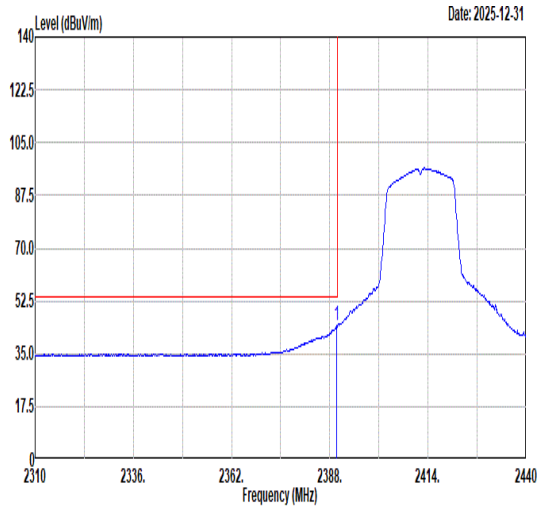 Freq Level Limit Line Margin (dB) Read Level Ant Factor Cable Loss Preamp Factor APos TPos Remark MHz dBuV/m dBuV/m dBuV dB/m dB dB cm deg 1 2389.82 44.22 54.00 -9.78 39.58 30.41 6.87 32.64 144 32 AVERAGE	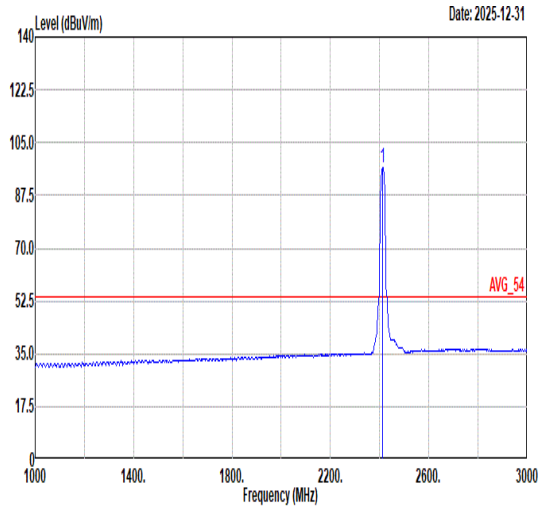 Freq Level Limit Line Margin (dB) Read Level Ant Factor Cable Loss Preamp Factor APos TPos Remark MHz dBuV/m dBuV/m dBuV dB/m dB dB cm deg 1 2412.00 96.44 ------ ------ 91.76 30.43 6.89 32.64 144 32 AVERAGE

Mode	11	
	Band Edge	
	2400-2483.5_802.11n HT20_CH01_2412MHz	
ANT	22	
Pol.	Vertical	Fundamental
Peak	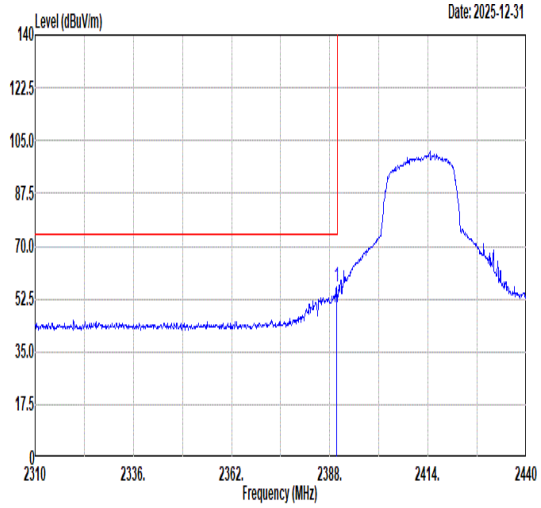 Freq Level Limit Line Margin (dB) Read Level Ant Factor Cable Loss Preamp Factor APos TPos Remark MHz dBuV/m dBuV/m dBuV dB/m dB dB cm deg 1 2389.82 56.75 74.00 -17.25 52.11 30.41 6.87 32.64 174 107 PEAK	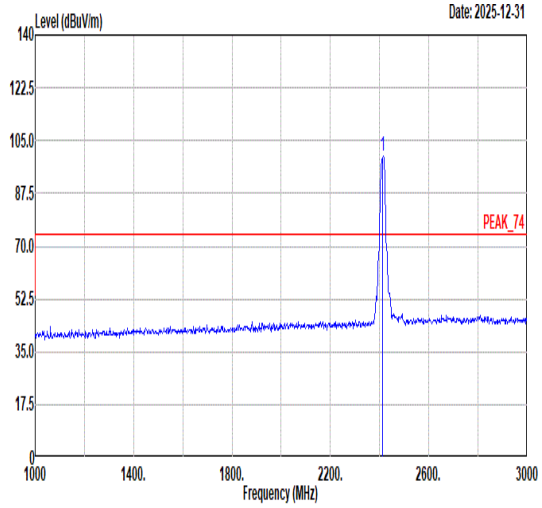 Freq Level Limit Line Margin (dB) Read Level Ant Factor Cable Loss Preamp Factor APos TPos Remark MHz dBuV/m dBuV/m dBuV dB/m dB dB cm deg 1 2412.00 100.05 ------ ------ 95.36 30.43 6.89 32.63 174 107 PEAK
Avg	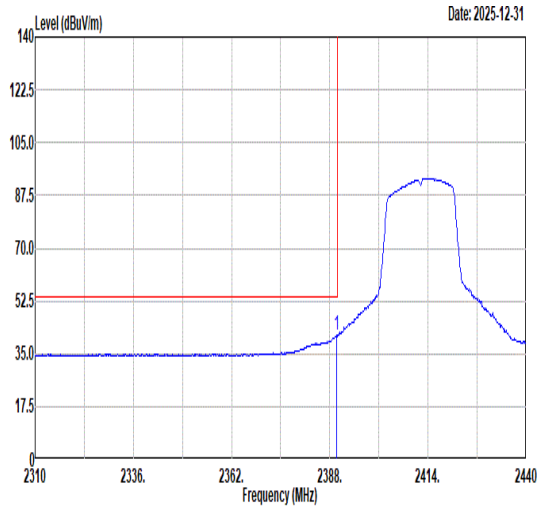 Freq Level Limit Line Margin (dB) Read Level Ant Factor Cable Loss Preamp Factor APos TPos Remark MHz dBuV/m dBuV/m dBuV dB/m dB dB cm deg 1 2389.82 41.24 54.00 -12.76 36.60 30.41 6.87 32.64 174 107 AVERAGE	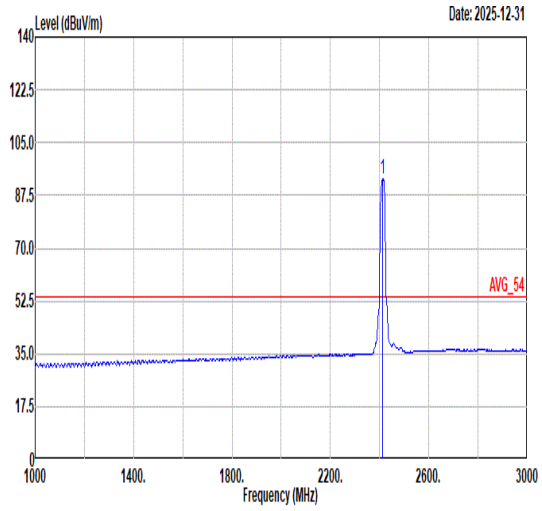 Freq Level Limit Line Margin (dB) Read Level Ant Factor Cable Loss Preamp Factor APos TPos Remark MHz dBuV/m dBuV/m dBuV dB/m dB dB cm deg 1 2412.00 93.03 ------ ------ 88.34 30.43 6.89 32.63 174 107 AVERAGE

Mode	11	
	Harmonic	
	2400-2483.5_802.11n HT20_CH01_2412MHz	
ANT	22	
Pol.	Horizontal	Vertical
Peak Avg	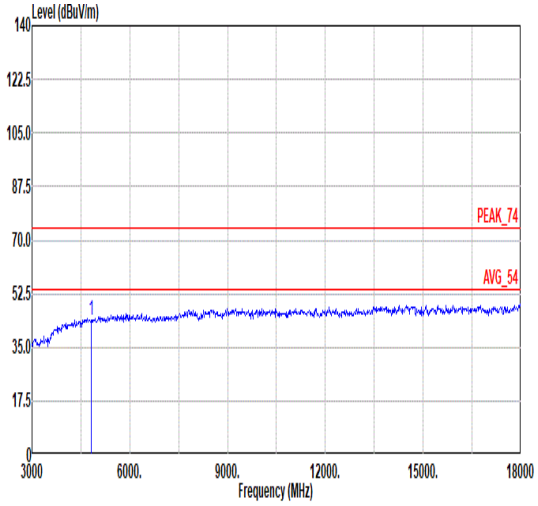 Freq Level Limit Line Margin Read Level Ant Factor Cable Loss Preamp Factor APos TPos Remark MHz dBuV/m dBuV/m dB dBuV dB/m dB dB cm deg 1 4824.00 44.10 74.00 -29.90 51.12 35.41 10.16 52.59 --- --- Peak	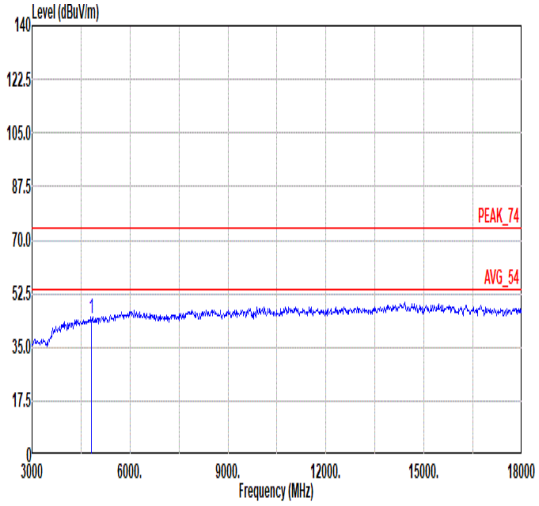 Freq Level Limit Line Margin Read Level Ant Factor Cable Loss Preamp Factor APos TPos Remark MHz dBuV/m dBuV/m dB dBuV dB/m dB dB cm deg 1 4824.00 44.47 74.00 -29.53 51.49 35.41 10.16 52.59 --- --- Peak

Mode	12	
	Band Edge - L	
	2400-2483.5_802.11n HT20_CH06_2437MHz	
ANT	22	
Pol.	Horizontal	Fundamental
Peak	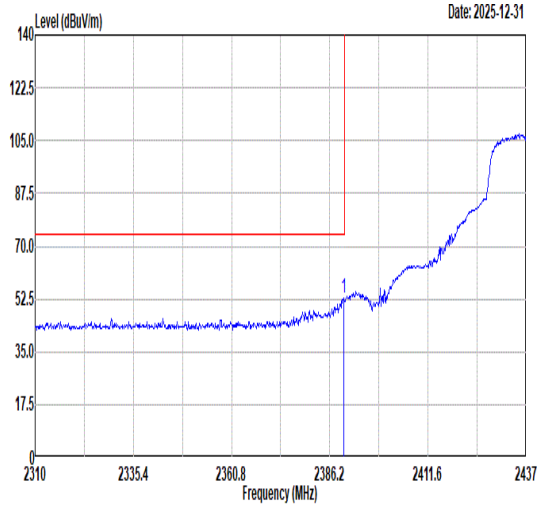 Freq Level Limit Line Margin (dB) Read Level Ant Factor Cable Loss Preamp Factor APos TPos Remark MHz dBuV/m dBuV/m dBuV dB/m dB dB cm deg 1 2389.76 52.76 74.00 -21.24 48.12 30.41 6.87 32.64 139 32 PEAK	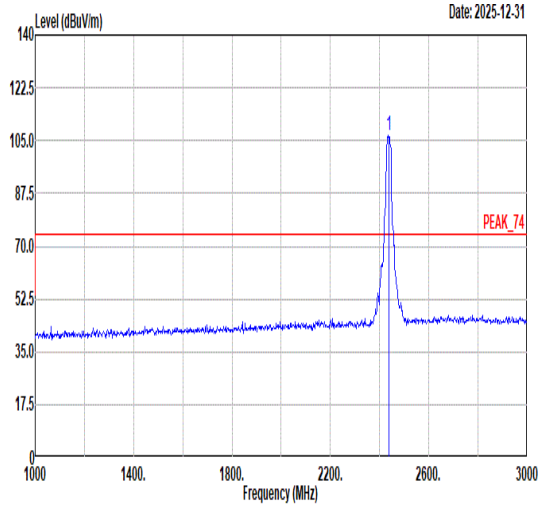 Freq Level Limit Line Margin (dB) Read Level Ant Factor Cable Loss Preamp Factor APos TPos Remark MHz dBuV/m dBuV/m dBuV dB/m dB dB cm deg 1 2437.00 106.66 ------ ------ 101.92 30.45 6.92 32.63 139 32 PEAK
Avg	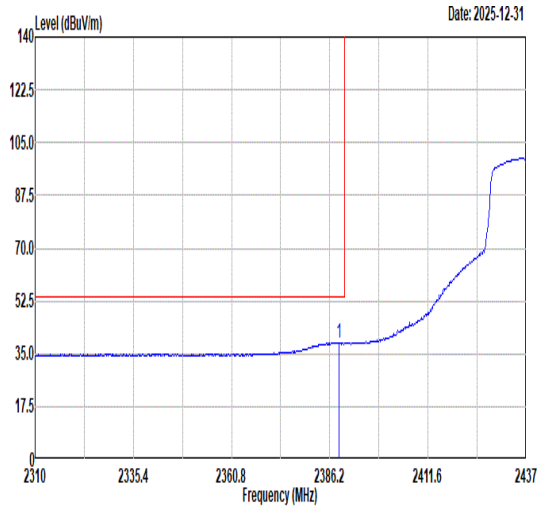 Freq Level Limit Line Margin (dB) Read Level Ant Factor Cable Loss Preamp Factor APos TPos Remark MHz dBuV/m dBuV/m dBuV dB/m dB dB cm deg 1 2388.61 38.72 54.00 -15.28 34.09 30.41 6.86 32.64 139 32 AVERAGE	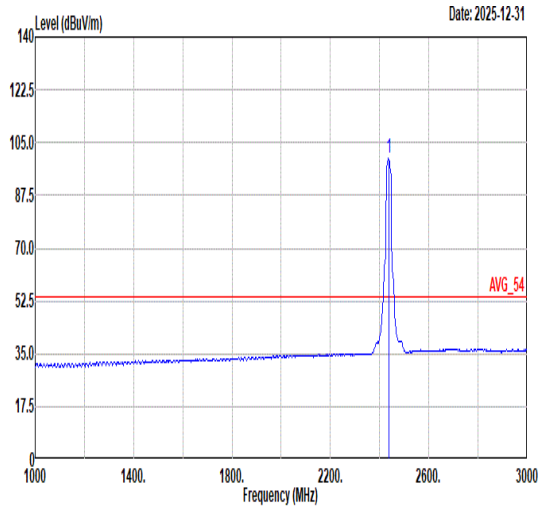 Freq Level Limit Line Margin (dB) Read Level Ant Factor Cable Loss Preamp Factor APos TPos Remark MHz dBuV/m dBuV/m dBuV dB/m dB dB cm deg 1 2437.00 99.82 ------ ------ 95.08 30.45 6.92 32.63 139 32 AVERAGE

Mode	12	
	Band Edge - R	
	2400-2483.5_802.11n HT20_CH06_2437MHz	
ANT	22	
Pol.	Horizontal	Fundamental
Peak	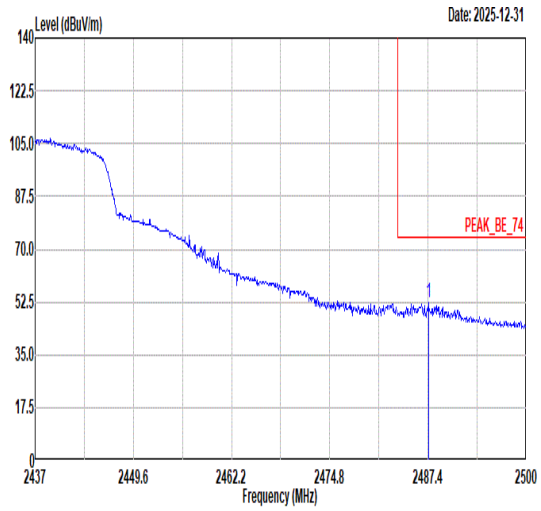 Freq Level Limit Line Margin (dB) Read Level Ant Factor Cable Loss Preamp Factor APos TPos Remark MHz dBuV/m dBuV/m dBuV dB/m dB dB cm deg 1 2487.46 52.24 74.00 -21.76 47.38 30.49 6.98 32.61 139 32 PEAK	Blank
Avg	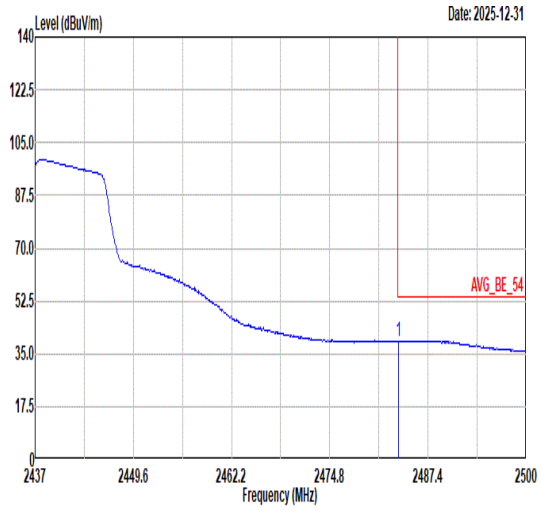 Freq Level Limit Line Margin (dB) Read Level Ant Factor Cable Loss Preamp Factor APos TPos Remark MHz dBuV/m dBuV/m dBuV dB/m dB dB cm deg 1 2483.62 39.31 54.00 -14.69 34.45 30.49 6.98 32.61 139 32 AVERAGE	Blank

Mode	12	
	Band Edge - L	
	2400-2483.5_802.11n HT20_CH06_2437MHz	
ANT	22	
Pol.	Vertical	Fundamental
Peak	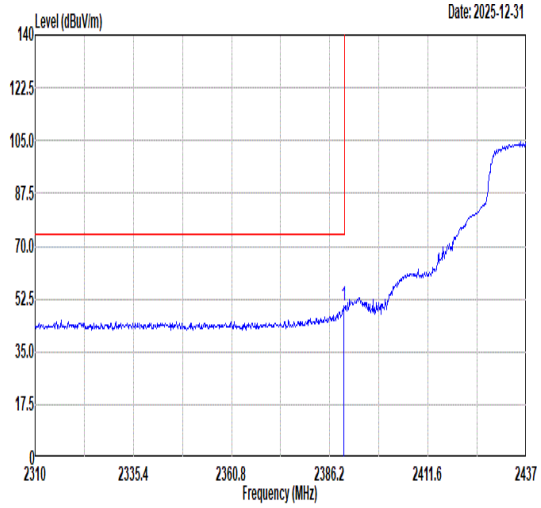 Freq Level Limit Line Margin (dB) Read Level Ant Factor Cable Loss Preamp Factor APos TPos Remark MHz dBuV/m dBuV/m dBuV dB/m dB dB cm deg 1 2389.88 50.20 74.00 -23.80 45.56 30.41 6.87 32.64 162 84 PEAK	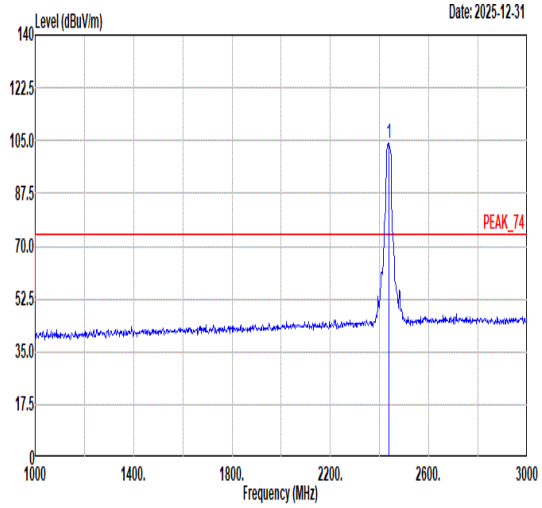 Freq Level Limit Line Margin (dB) Read Level Ant Factor Cable Loss Preamp Factor APos TPos Remark MHz dBuV/m dBuV/m dBuV dB/m dB dB cm deg 1 2437.00 104.07 ------ ------ 99.32 30.45 6.92 32.62 162 84 PEAK
Avg	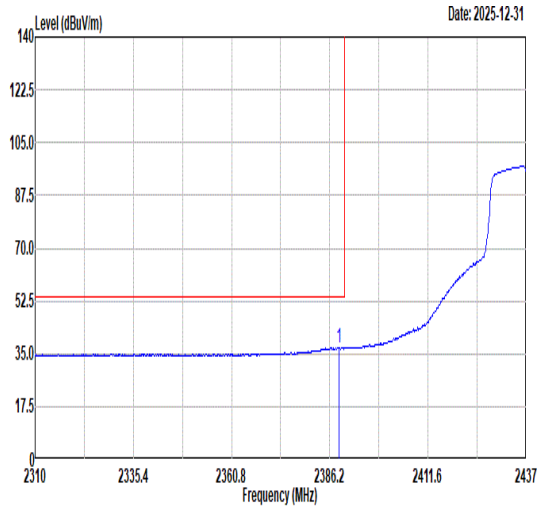 Freq Level Limit Line Margin (dB) Read Level Ant Factor Cable Loss Preamp Factor APos TPos Remark MHz dBuV/m dBuV/m dBuV dB/m dB dB cm deg 1 2388.61 37.05 54.00 -16.95 32.42 30.41 6.86 32.64 162 84 AVERAGE	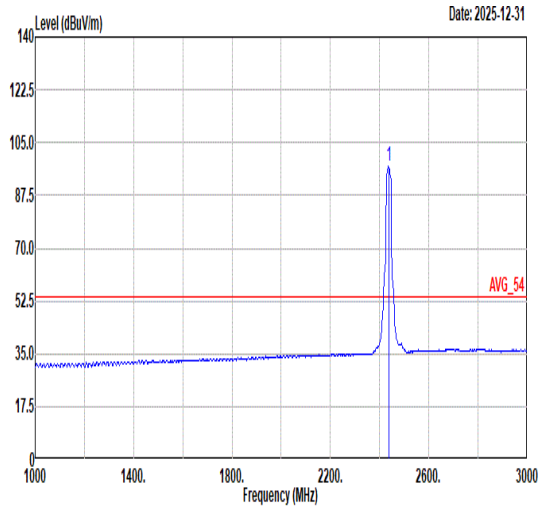 Freq Level Limit Line Margin (dB) Read Level Ant Factor Cable Loss Preamp Factor APos TPos Remark MHz dBuV/m dBuV/m dBuV dB/m dB dB cm deg 1 2437.00 97.01 ------ ------ 92.27 30.45 6.92 32.63 162 84 AVERAGE

Mode	12	
	Band Edge - R	
	2400-2483.5_802.11n HT20_CH06_2437MHz	
ANT	22	
Pol.	Vertical	Fundamental
Peak	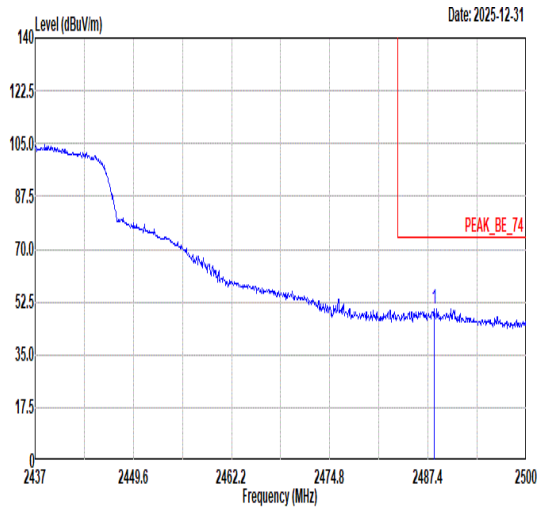 Freq Level Limit Line Margin (dB) Read Level Ant Factor Cable Loss Preamp Factor APos TPos Remark MHz dBuV/m dBuV/m dBuV dB/m dB dB cm deg 1 2488.22 50.10 74.00 -23.90 45.23 30.49 6.98 32.60 162 84 PEAK	Blank
Avg	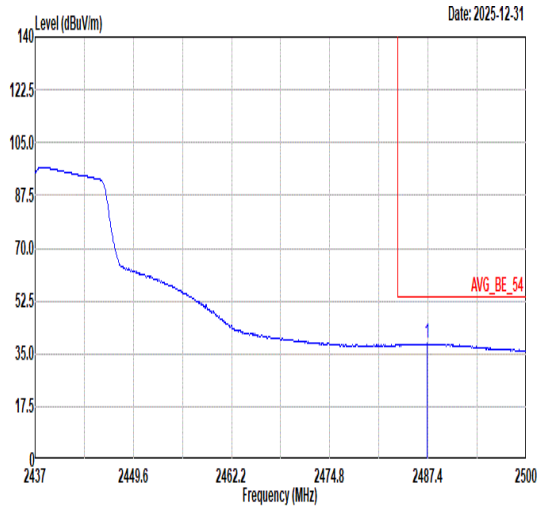 Freq Level Limit Line Margin (dB) Read Level Ant Factor Cable Loss Preamp Factor APos TPos Remark MHz dBuV/m dBuV/m dBuV dB/m dB dB cm deg 1 2487.27 38.33 54.00 -15.67 33.47 30.49 6.98 32.61 162 84 AVERAGE	Blank

Mode	12	
	Harmonic	
	2400-2483.5_802.11n HT20_CH06_2437MHz	
ANT	22	
Pol.	Horizontal	Vertical
Peak Avg	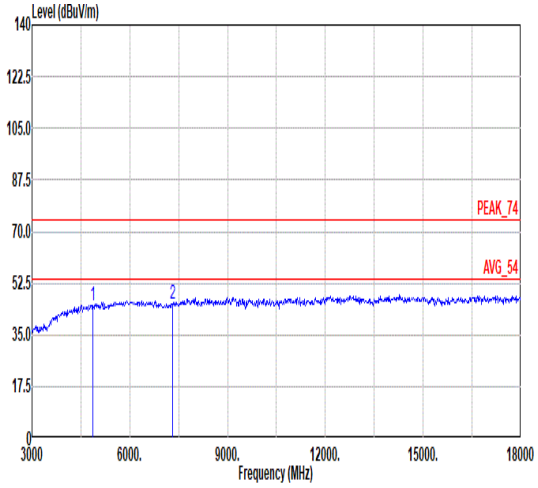 Freq Level Limit Line Margin Read Level Ant Factor Cable Loss Preamp Factor APos TPos Remark MHz dBuV/m dBuV/m dB dBuV dB/m dB dB cm deg 1 4874.00 44.71 74.00 -29.29 51.54 35.52 10.27 52.62 --- --- Peak 2 7311.00 45.58 74.00 -28.42 49.32 36.47 12.01 52.22 --- --- Peak	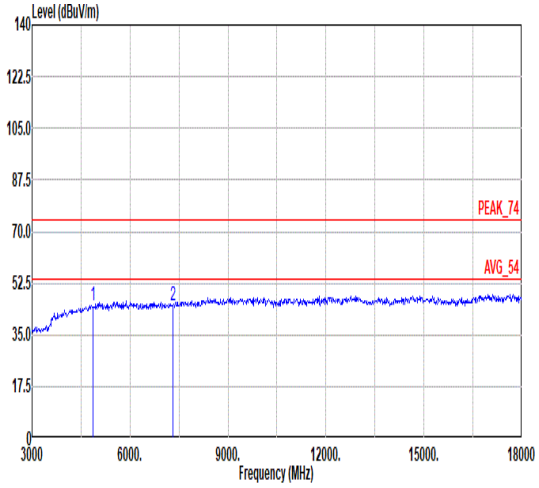 Freq Level Limit Line Margin Read Level Ant Factor Cable Loss Preamp Factor APos TPos Remark MHz dBuV/m dBuV/m dB dBuV dB/m dB dB cm deg 1 4874.00 44.67 74.00 -29.33 51.50 35.52 10.27 52.62 --- --- Peak 2 7311.00 44.81 74.00 -29.19 48.55 36.47 12.01 52.22 --- --- Peak

Mode	13	
	Band Edge	
	2400-2483.5_802.11n HT20_CH11_2462MHz	
ANT	22	
Pol.	Horizontal	Fundamental
Peak	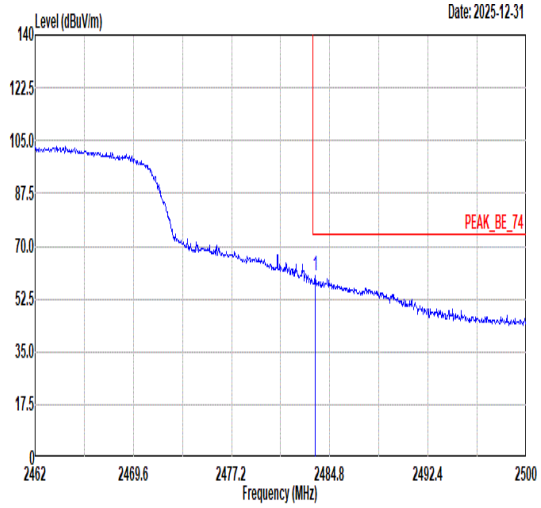 Freq Level Limit Line Margin (dB) Read Level Ant Factor Cable Loss Preamp Factor APos TPos Remark MHz dBuV/m dBuV/m dBuV dB/m dB dB cm deg 1 2483.70 60.17 74.00 -13.83 55.31 30.49 6.98 32.61 137 31 PEAK	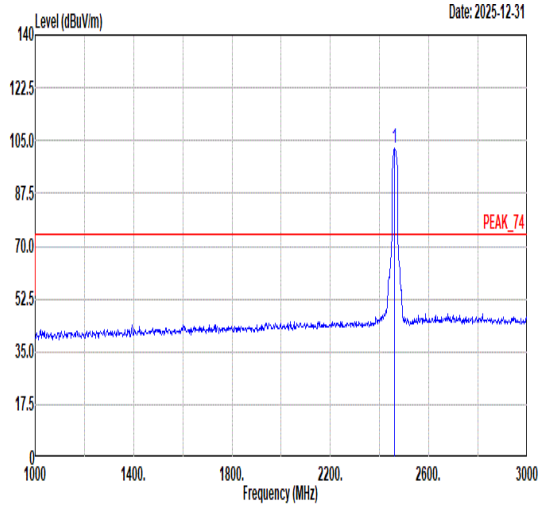 Freq Level Limit Line Margin (dB) Read Level Ant Factor Cable Loss Preamp Factor APos TPos Remark MHz dBuV/m dBuV/m dBuV dB/m dB dB cm deg 1 2462.00 102.41 ------ ------ 97.61 30.47 6.95 32.62 137 31 PEAK
Avg	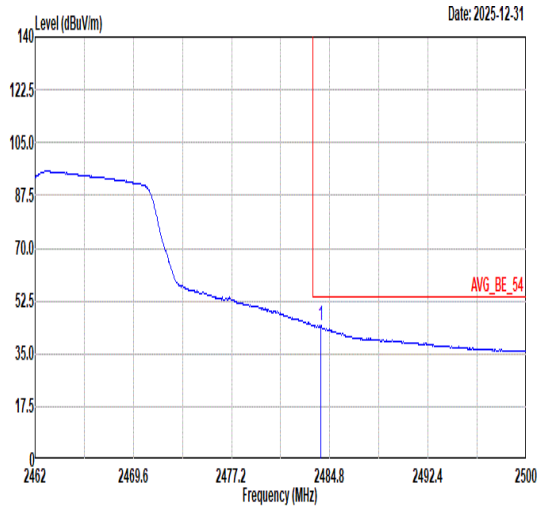 Freq Level Limit Line Margin (dB) Read Level Ant Factor Cable Loss Preamp Factor APos TPos Remark MHz dBuV/m dBuV/m dBuV dB/m dB dB cm deg 1 2484.08 44.55 54.00 -9.45 39.69 30.49 6.98 32.61 137 31 AVERAGE	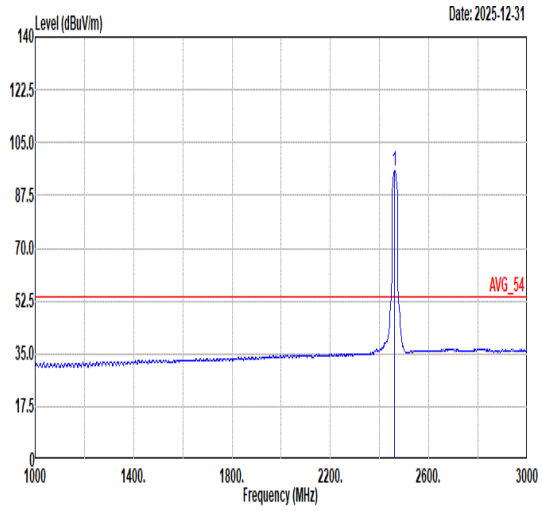 Freq Level Limit Line Margin (dB) Read Level Ant Factor Cable Loss Preamp Factor APos TPos Remark MHz dBuV/m dBuV/m dBuV dB/m dB dB cm deg 1 2462.00 95.44 ------ ------ 90.63 30.47 6.95 32.61 137 31 AVERAGE

Mode	13	
	Band Edge	
	2400-2483.5_802.11n HT20_CH11_2462MHz	
ANT	22	
Pol.	Vertical	Fundamental
Peak	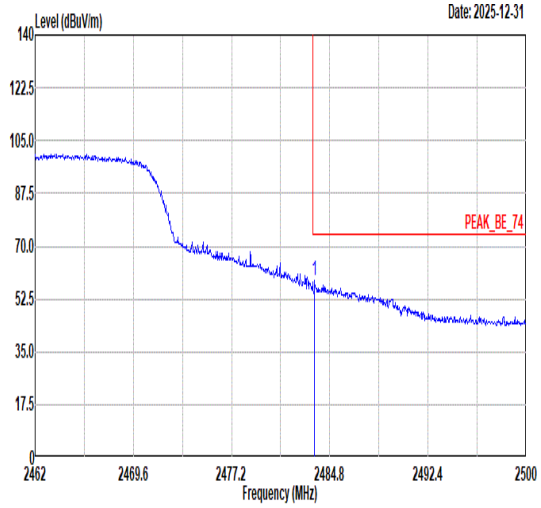 Freq Level Limit Line Margin (dB) Read Level Ant Factor Cable Loss Preamp Factor APos TPos Remark MHz dBuV/m dBuV/m dBuV dB/m dB dB cm deg 1 2483.62 58.53 74.00 -15.47 53.67 30.49 6.98 32.61 250 114 PEAK	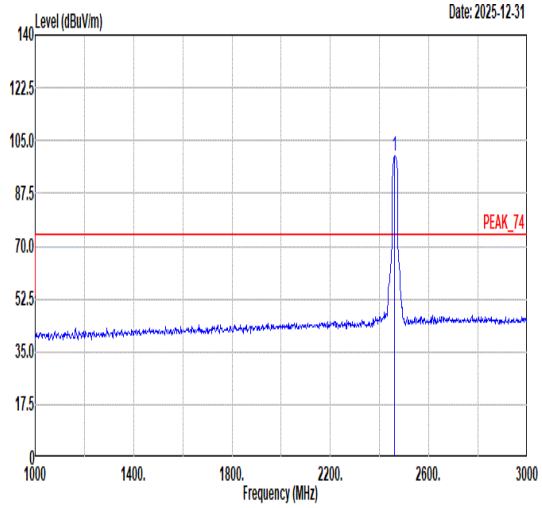 Freq Level Limit Line Margin (dB) Read Level Ant Factor Cable Loss Preamp Factor APos TPos Remark MHz dBuV/m dBuV/m dBuV dB/m dB dB cm deg 1 2462.00 99.89 ------ ------ 95.09 30.47 6.95 32.62 250 114 PEAK
Avg	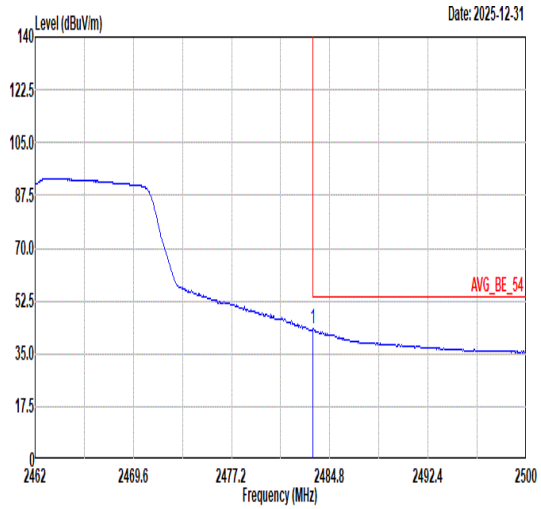 Freq Level Limit Line Margin (dB) Read Level Ant Factor Cable Loss Preamp Factor APos TPos Remark MHz dBuV/m dBuV/m dBuV dB/m dB dB cm deg 1 2483.51 43.46 54.00 -10.54 38.60 30.49 6.98 32.61 250 114 AVERAGE	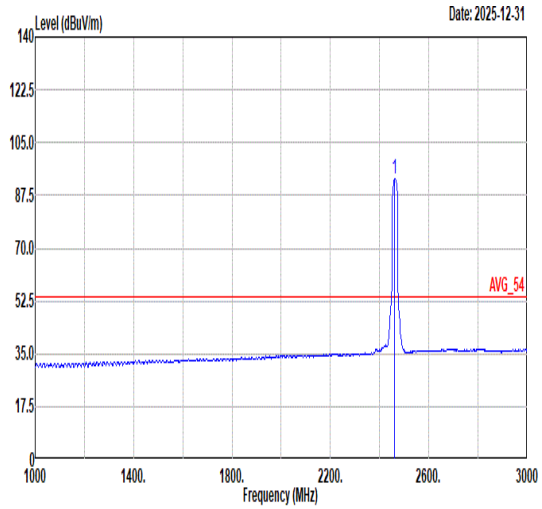 Freq Level Limit Line Margin (dB) Read Level Ant Factor Cable Loss Preamp Factor APos TPos Remark MHz dBuV/m dBuV/m dBuV dB/m dB dB cm deg 1 2462.00 92.93 ------ ------ 88.12 30.47 6.95 32.61 250 114 AVERAGE

Mode	13	
	Harmonic	
	2400-2483.5_802.11n HT20_CH11_2462MHz	
ANT	22	
Pol.	Horizontal	Vertical
Peak Avg	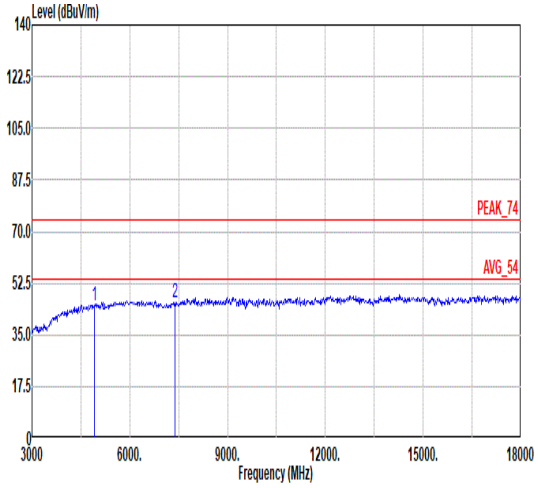 Freq Level Limit Line Margin Read Level Ant Factor Cable Loss Preamp Factor APos TPos Remark MHz dBuV/m dBuV/m dB dBuV dB/m dB dB cm deg 1 4924.00 44.89 74.00 -29.11 51.59 35.63 10.32 52.65 --- --- Peak 2 7386.00 46.07 74.00 -27.93 49.78 36.56 11.98 52.25 --- --- Peak	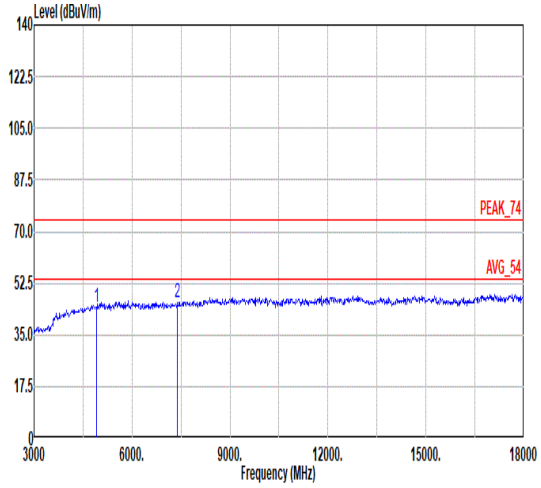 Freq Level Limit Line Margin Read Level Ant Factor Cable Loss Preamp Factor APos TPos Remark MHz dBuV/m dBuV/m dB dBuV dB/m dB dB cm deg 1 4924.00 44.39 74.00 -29.61 51.09 35.63 10.32 52.65 --- --- Peak 2 7386.00 45.89 74.00 -28.11 49.60 36.56 11.98 52.25 --- --- Peak

Mode	14	
	Band Edge	
	2400-2483.5_802.11n HT20_CH12_2467MHz	
ANT	22	
Pol.	Horizontal	Fundamental
Peak	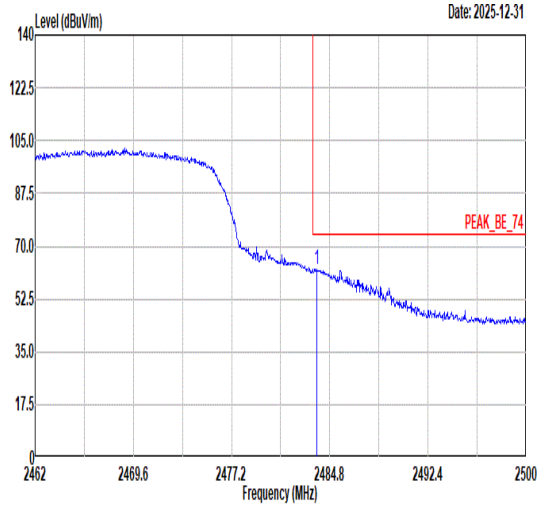 Freq Level Limit Line Margin (dB) Read Level Ant Factor Cable Loss Preamp Factor APos TPos Remark MHz dBuV/m dBuV/m dBuV dB/m dB dB cm deg 1 2483.81 62.18 74.00 -11.82 57.32 30.49 6.98 32.61 160 35 PEAK	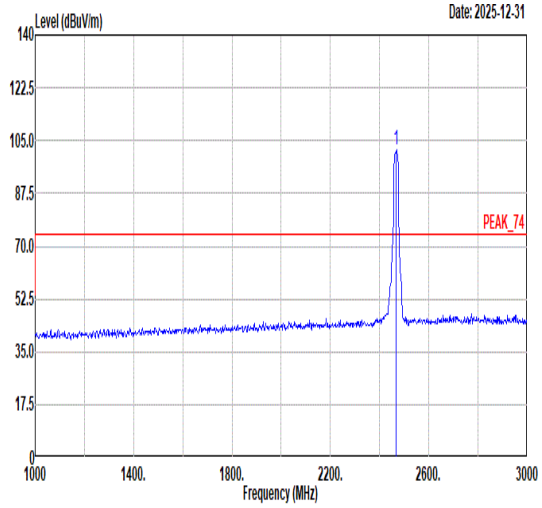 Freq Level Limit Line Margin (dB) Read Level Ant Factor Cable Loss Preamp Factor APos TPos Remark MHz dBuV/m dBuV/m dBuV dB/m dB dB cm deg 1 2467.00 101.87 ------ ------ 97.04 30.48 6.96 32.61 160 35 PEAK
Avg	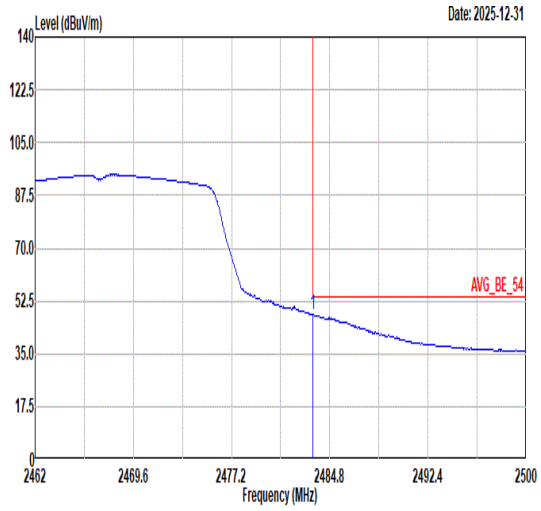 Freq Level Limit Line Margin (dB) Read Level Ant Factor Cable Loss Preamp Factor APos TPos Remark MHz dBuV/m dBuV/m dBuV dB/m dB dB cm deg 1 2483.51 47.90 54.00 -6.10 43.04 30.49 6.98 32.61 160 35 AVERAGE	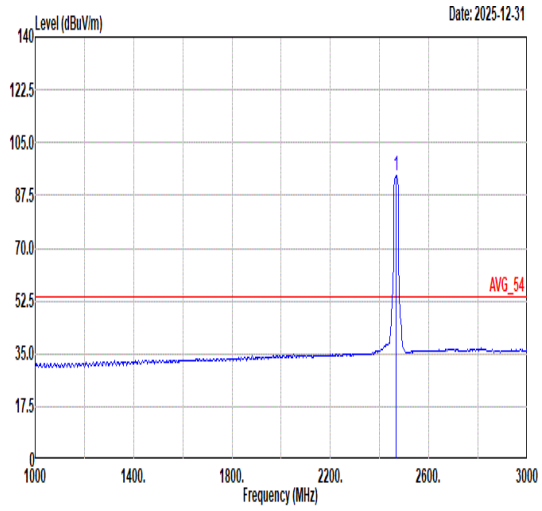 Freq Level Limit Line Margin (dB) Read Level Ant Factor Cable Loss Preamp Factor APos TPos Remark MHz dBuV/m dBuV/m dBuV dB/m dB dB cm deg 1 2467.00 94.28 ------ ------ 89.46 30.47 6.96 32.61 160 35 AVERAGE

Mode	14	
	Band Edge	
	2400-2483.5_802.11n HT20_CH12_2467MHz	
ANT	22	
Pol.	Vertical	Fundamental
Peak	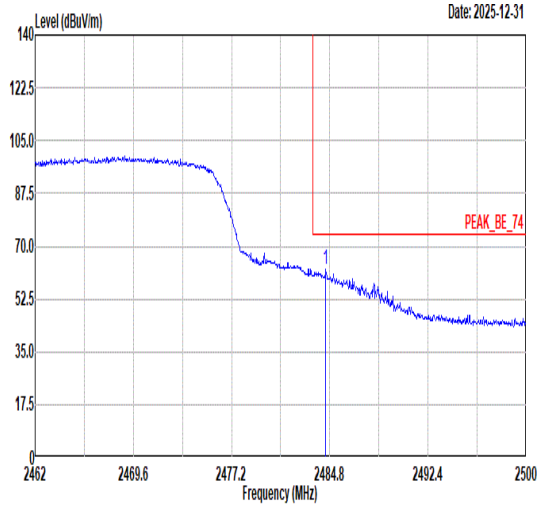 Freq Level Limit Line Margin (dB) Read Level Ant Factor Cable Loss Preamp Factor APos TPos Remark MHz dBuV/m dBuV/m dBuV dB/m dB dB cm deg 1 2484.50 62.18 74.00 -11.82 57.32 30.49 6.98 32.61 253 115 PEAK	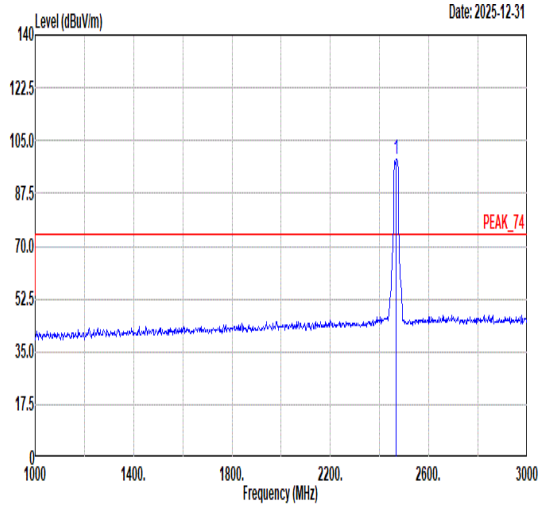 Freq Level Limit Line Margin (dB) Read Level Ant Factor Cable Loss Preamp Factor APos TPos Remark MHz dBuV/m dBuV/m dBuV dB/m dB dB cm deg 1 2467.00 98.91 ------ ------ 94.08 30.48 6.96 32.61 253 115 PEAK
Avg	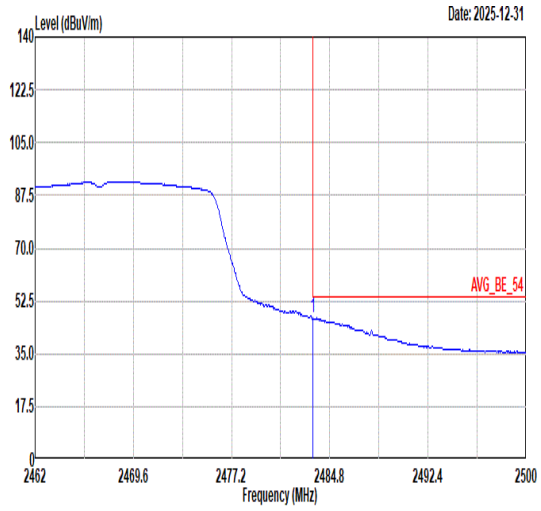 Freq Level Limit Line Margin (dB) Read Level Ant Factor Cable Loss Preamp Factor APos TPos Remark MHz dBuV/m dBuV/m dBuV dB/m dB dB cm deg 1 2483.51 46.85 54.00 -7.15 41.99 30.49 6.98 32.61 253 115 AVERAGE	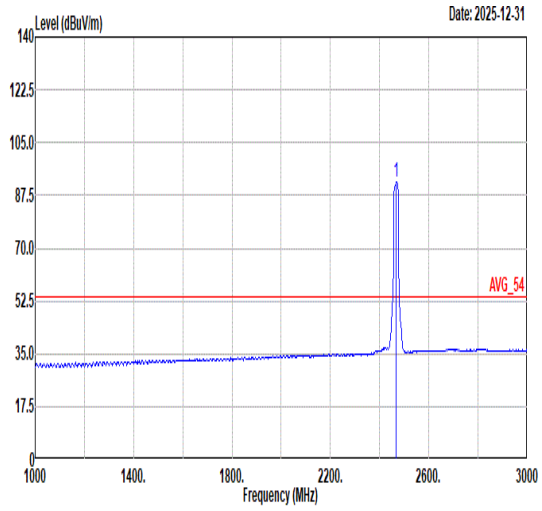 Freq Level Limit Line Margin (dB) Read Level Ant Factor Cable Loss Preamp Factor APos TPos Remark MHz dBuV/m dBuV/m dBuV dB/m dB dB cm deg 1 2467.00 92.05 ------ ------ 87.23 30.47 6.96 32.61 253 115 AVERAGE

Mode	14	
	Harmonic	
	2400-2483.5_802.11n HT20_CH12_2467MHz	
ANT	22	
Pol.	Horizontal	Vertical
Peak Avg	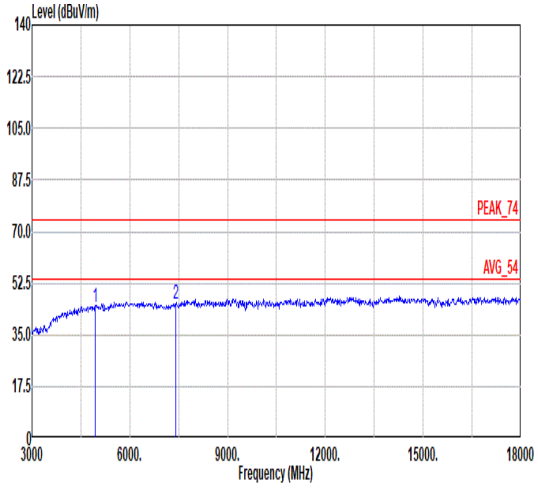 Freq Level Limit Line Margin Read Level Ant Factor Cable Loss Preamp Factor APos TPos Remark MHz dBuV/m dBuV/m dB dBuV dB/m dB dB cm deg 1 4934.00 44.46 74.00 -29.54 51.14 35.65 10.33 52.66 --- --- Peak 2 7401.00 45.64 74.00 -28.36 49.34 36.58 11.98 52.26 --- --- Peak	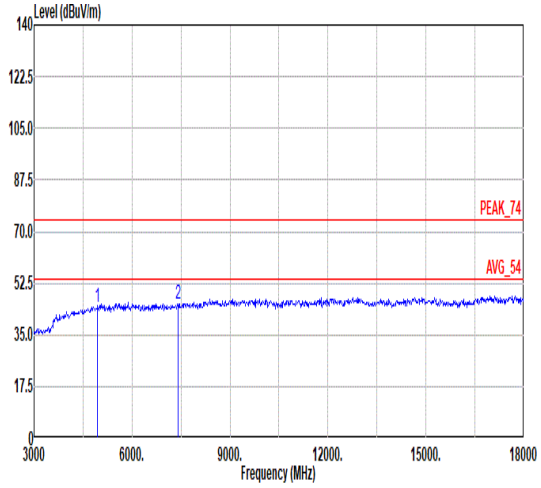 Freq Level Limit Line Margin Read Level Ant Factor Cable Loss Preamp Factor APos TPos Remark MHz dBuV/m dBuV/m dB dBuV dB/m dB dB cm deg 1 4934.00 44.12 74.00 -29.88 50.80 35.65 10.33 52.66 --- --- Peak 2 7401.00 45.36 74.00 -28.64 49.06 36.58 11.98 52.26 --- --- Peak

Mode	15	
	Band Edge	
	2400-2483.5_802.11n HT20_CH13_2472MHz	
ANT	22	
Pol.	Horizontal	Fundamental
Peak	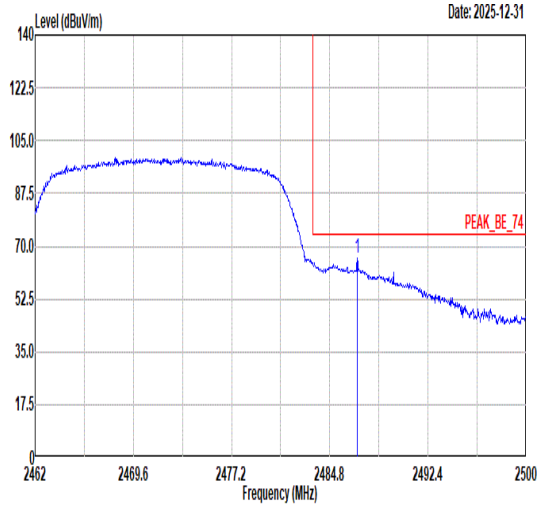 Freq Level Limit Line Margin (dB) Read Level Ant Factor Cable Loss Preamp Factor APos TPos Remark MHz dBuV/m dBuV/m dBuV dB/m dB dB cm deg 1 2486.93 65.89 74.00 -8.11 61.03 30.49 6.98 32.61 159 33 PEAK	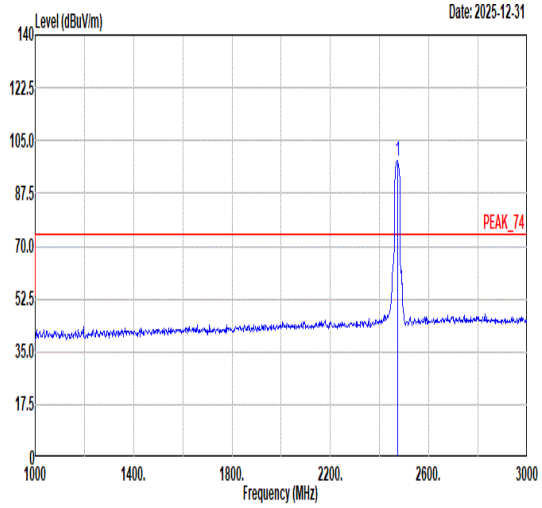 Freq Level Limit Line Margin (dB) Read Level Ant Factor Cable Loss Preamp Factor APos TPos Remark MHz dBuV/m dBuV/m dBuV dB/m dB dB cm deg 1 2472.00 98.51 ------ ------ 93.68 30.48 6.96 32.61 159 33 PEAK
Avg	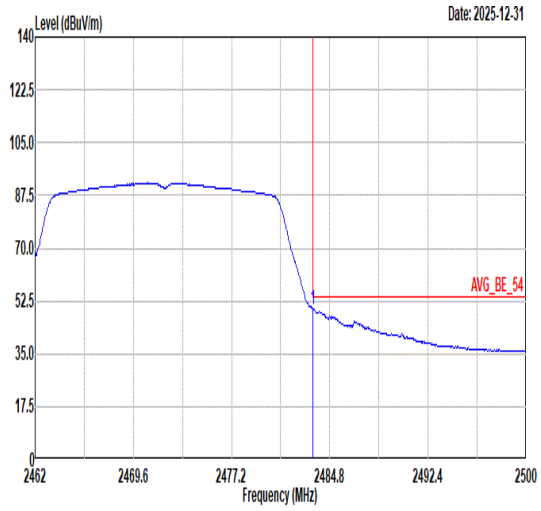 Freq Level Limit Line Margin (dB) Read Level Ant Factor Cable Loss Preamp Factor APos TPos Remark MHz dBuV/m dBuV/m dBuV dB/m dB dB cm deg 1 2483.51 49.84 54.00 -4.16 44.98 30.49 6.98 32.61 159 33 AVERAGE	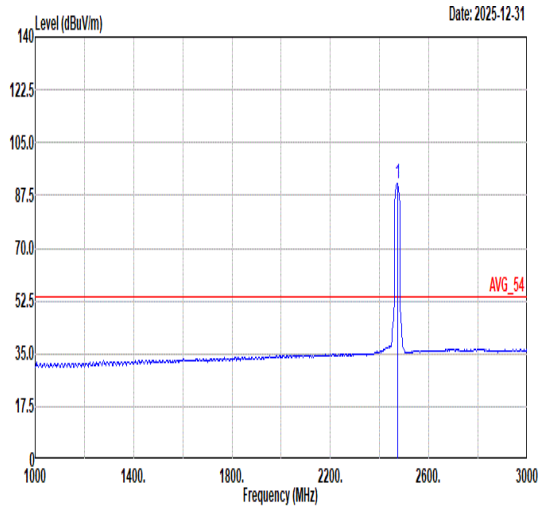 Freq Level Limit Line Margin (dB) Read Level Ant Factor Cable Loss Preamp Factor APos TPos Remark MHz dBuV/m dBuV/m dBuV dB/m dB dB cm deg 1 2472.00 91.53 ------ ------ 86.70 30.48 6.96 32.61 159 33 AVERAGE

Mode	15	
	Band Edge	
	2400-2483.5_802.11n HT20_CH13_2472MHz	
ANT	22	
Pol.	Vertical	Fundamental
Peak	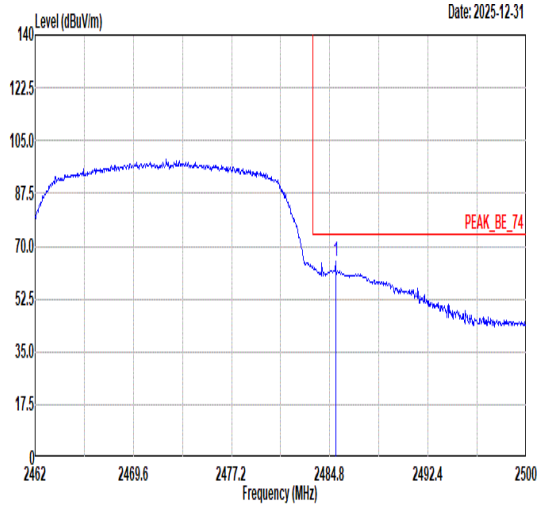 Freq Level Limit Line Margin (dB) Read Level Ant Factor Cable Loss Preamp Factor APos TPos Remark MHz dBuV/m dBuV/m dBuV dB/m dB dB cm deg 1 2485.26 64.84 74.00 -9.16 59.98 30.49 6.98 32.61 252 114 PEAK	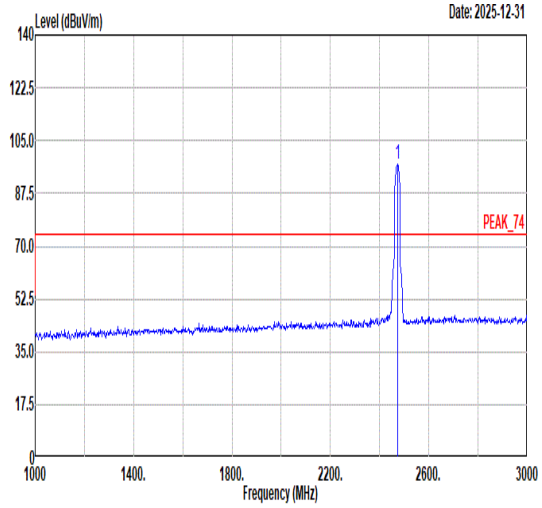 Freq Level Limit Line Margin (dB) Read Level Ant Factor Cable Loss Preamp Factor APos TPos Remark MHz dBuV/m dBuV/m dBuV dB/m dB dB cm deg 1 2472.00 96.96 ------ ------ 92.13 30.48 6.96 32.61 252 114 PEAK
Avg	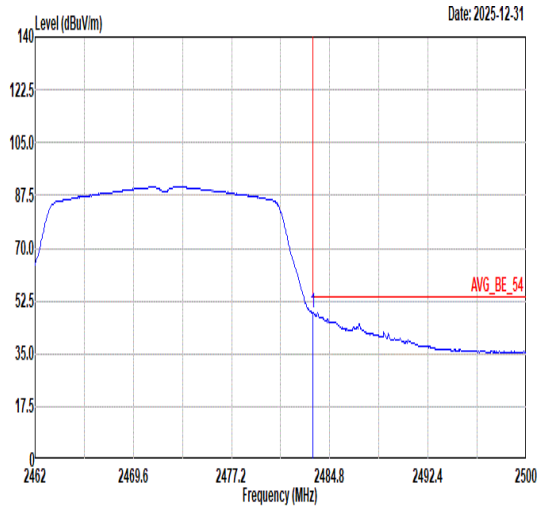 Freq Level Limit Line Margin (dB) Read Level Ant Factor Cable Loss Preamp Factor APos TPos Remark MHz dBuV/m dBuV/m dBuV dB/m dB dB cm deg 1 2483.51 48.56 54.00 -5.44 43.70 30.49 6.98 32.61 252 114 AVERAGE	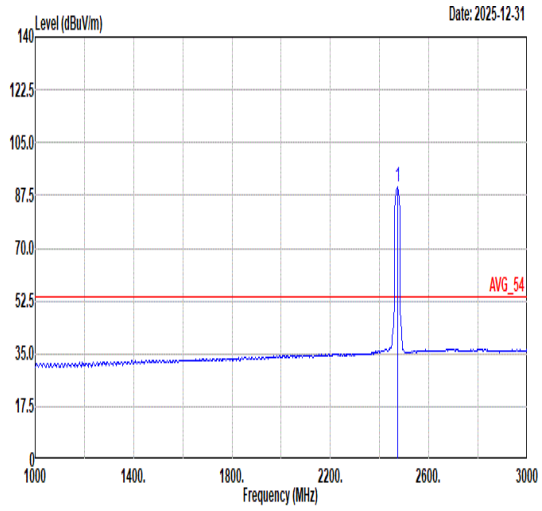 Freq Level Limit Line Margin (dB) Read Level Ant Factor Cable Loss Preamp Factor APos TPos Remark MHz dBuV/m dBuV/m dBuV dB/m dB dB cm deg 1 2472.00 90.17 ------ ------ 85.34 30.48 6.96 32.61 252 114 AVERAGE

Mode	15	
	Harmonic	
	2400-2483.5_802.11n HT20_CH13_2472MHz	
ANT	22	
Pol.	Horizontal	Vertical
Peak Avg	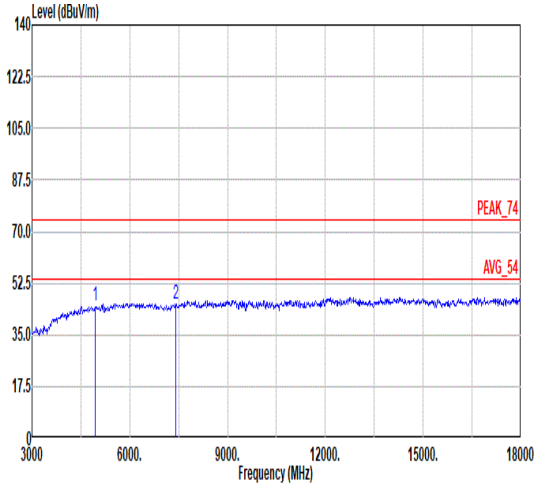 Freq Level Limit Line Margin Read Level Ant Factor Cable Loss Preamp Factor APos TPos Remark MHz dBuV/m dBuV/m dB dBuV dB/m dB dB cm deg 1 4944.00 45.13 74.00 -28.87 51.79 35.68 10.33 52.67 --- --- Peak 2 7416.00 45.40 74.00 -28.60 49.08 36.60 11.99 52.27 --- --- Peak	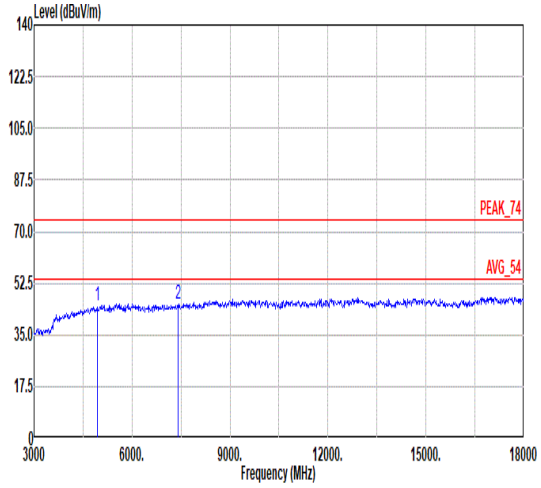 Freq Level Limit Line Margin Read Level Ant Factor Cable Loss Preamp Factor APos TPos Remark MHz dBuV/m dBuV/m dB dBuV dB/m dB dB cm deg 1 4944.00 44.89 74.00 -29.11 51.55 35.68 10.33 52.67 --- --- Peak 2 7416.00 45.22 74.00 -28.78 48.90 36.60 11.99 52.27 --- --- Peak

Mode	16	
	Band Edge - L	
	2400-2483.5_802.11n HT40_CH03_2422MHz	
ANT	22	
Pol.	Horizontal	Fundamental
Peak	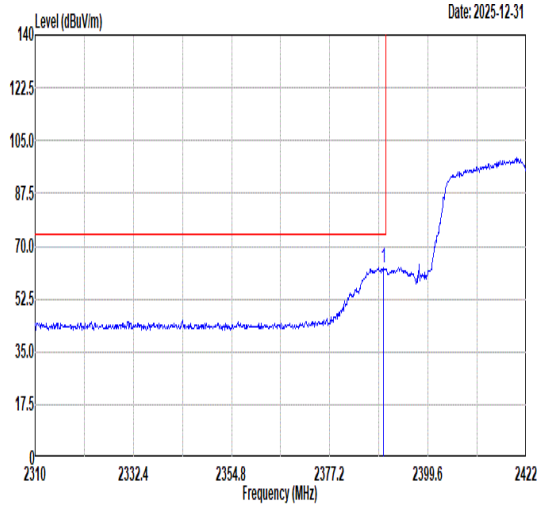 Freq Level Limit Line Margin (dB) Read Level Ant Factor Cable Loss Preamp Factor APos TPos Remark MHz dBuV/m dBuV/m dBuV dB/m dB dB cm deg 1 2389.52 62.95 74.00 -11.05 58.31 30.41 6.87 32.64 239 33 PEAK	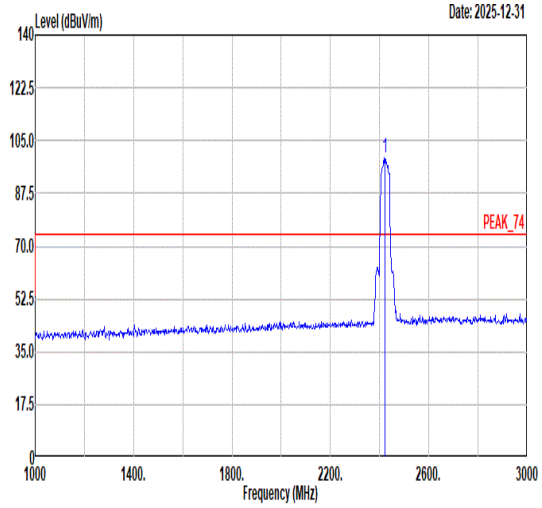 Freq Level Limit Line Margin (dB) Read Level Ant Factor Cable Loss Preamp Factor APos TPos Remark MHz dBuV/m dBuV/m dBuV dB/m dB dB cm deg 1 2422.00 99.37 ------ ------ 94.66 30.44 6.90 32.63 239 33 PEAK
Avg	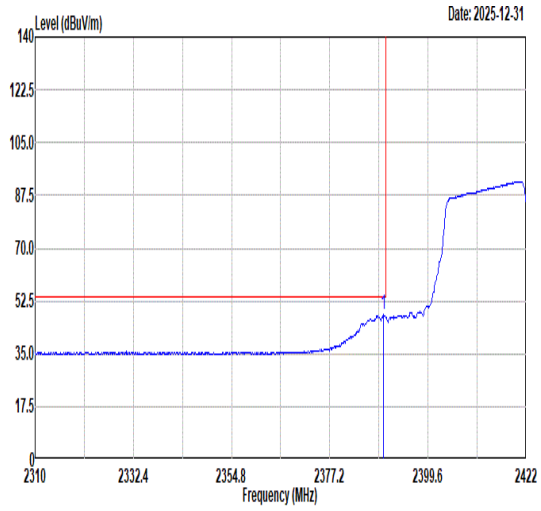 Freq Level Limit Line Margin (dB) Read Level Ant Factor Cable Loss Preamp Factor APos TPos Remark MHz dBuV/m dBuV/m dBuV dB/m dB dB cm deg 1 2389.52 48.12 54.00 -5.88 43.48 30.41 6.87 32.64 239 33 AVERAGE	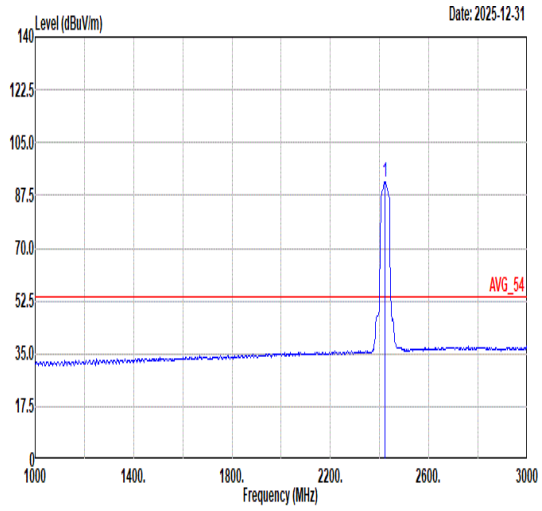 Freq Level Limit Line Margin (dB) Read Level Ant Factor Cable Loss Preamp Factor APos TPos Remark MHz dBuV/m dBuV/m dBuV dB/m dB dB cm deg 1 2422.00 91.97 ------ ------ 87.26 30.44 6.90 32.63 239 33 AVERAGE

Mode	16	
	Band Edge - R	
	2400-2483.5_802.11n HT40_CH03_2422MHz	
ANT	22	
Pol.	Horizontal	Fundamental
Peak	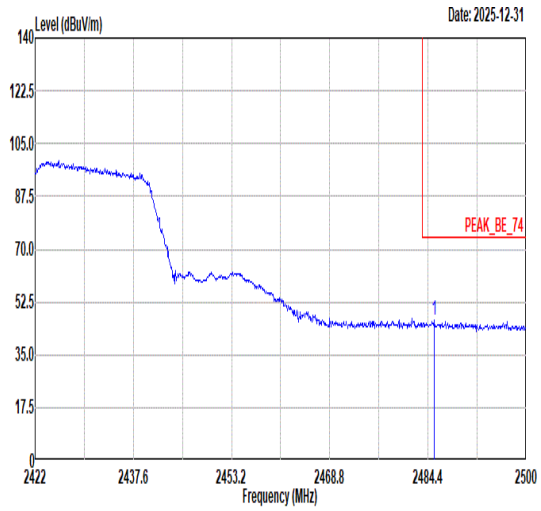 Freq Level Limit Line Margin (dB) Read Level Ant Factor Cable Loss Preamp Factor APos TPos Remark MHz dBuV/m dBuV/m dBuV dB/m dB dB cm deg 1 2485.41 46.53 74.00 -27.47 41.67 30.49 6.98 32.61 239 33 PEAK	Blank
Avg	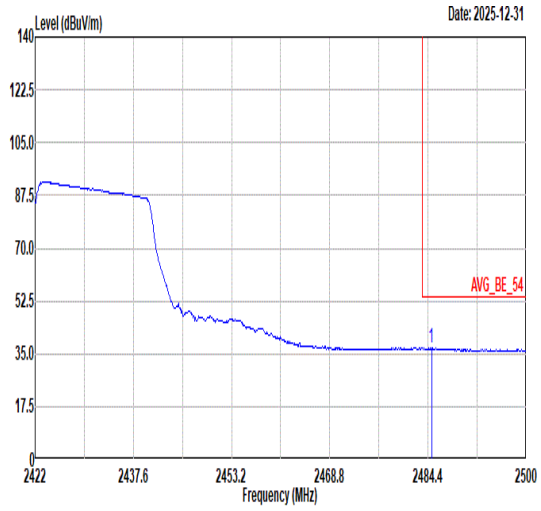 Freq Level Limit Line Margin (dB) Read Level Ant Factor Cable Loss Preamp Factor APos TPos Remark MHz dBuV/m dBuV/m dBuV dB/m dB dB cm deg 1 2484.95 37.05 54.00 -16.95 32.19 30.49 6.98 32.61 239 33 AVERAGE	Blank

Mode	16	
	Band Edge - L	
	2400-2483.5_802.11n HT40_CH03_2422MHz	
ANT	22	
Pol.	Vertical	Fundamental
Peak	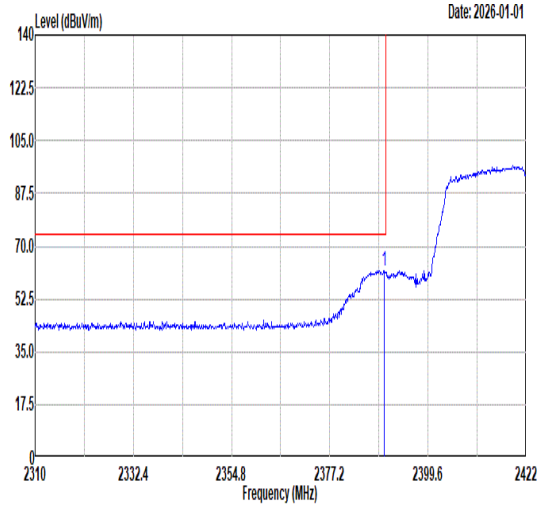 Freq Level Limit Line Margin (dB) Read Level Ant Factor Cable Loss Preamp Factor APos TPos Remark MHz dBuV/m dBuV/m dBuV dB/m dB dB cm deg 1 2389.63 61.76 74.00 -12.24 57.12 30.41 6.87 32.64 271 80 PEAK	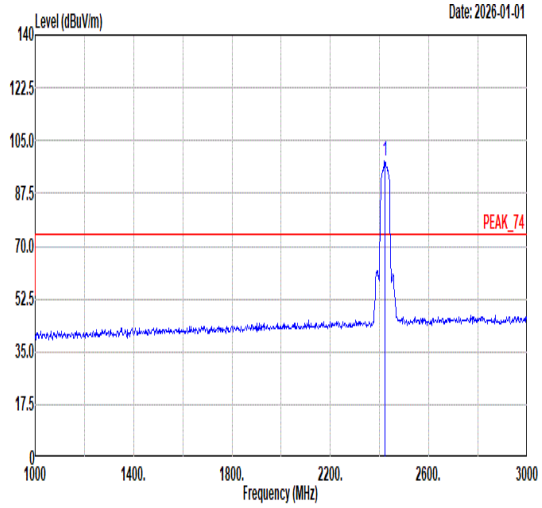 Freq Level Limit Line Margin (dB) Read Level Ant Factor Cable Loss Preamp Factor APos TPos Remark MHz dBuV/m dBuV/m dBuV dB/m dB dB cm deg 1 2422.00 98.30 ------ ------ 93.59 30.44 6.90 32.63 271 80 PEAK
Avg	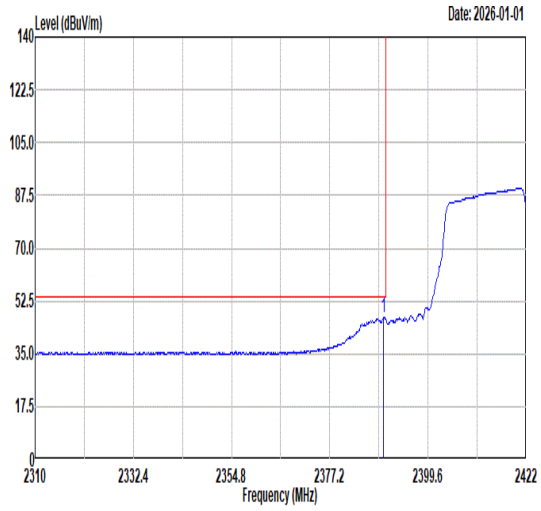 Freq Level Limit Line Margin (dB) Read Level Ant Factor Cable Loss Preamp Factor APos TPos Remark MHz dBuV/m dBuV/m dBuV dB/m dB dB cm deg 1 2389.52 47.03 54.00 -6.97 42.39 30.41 6.87 32.64 271 80 AVERAGE	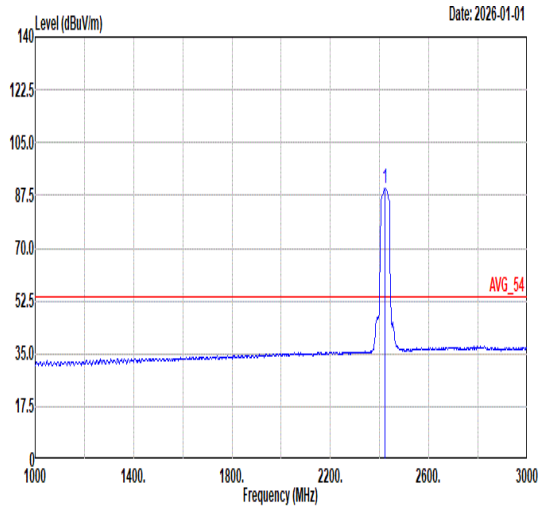 Freq Level Limit Line Margin (dB) Read Level Ant Factor Cable Loss Preamp Factor APos TPos Remark MHz dBuV/m dBuV/m dBuV dB/m dB dB cm deg 1 2422.00 90.06 ------ ------ 85.34 30.44 6.91 32.63 271 80 AVERAGE

Mode	16	
	Band Edge - R	
	2400-2483.5_802.11n HT40_CH03_2422MHz	
ANT	22	
Pol.	Vertical	Fundamental
Peak	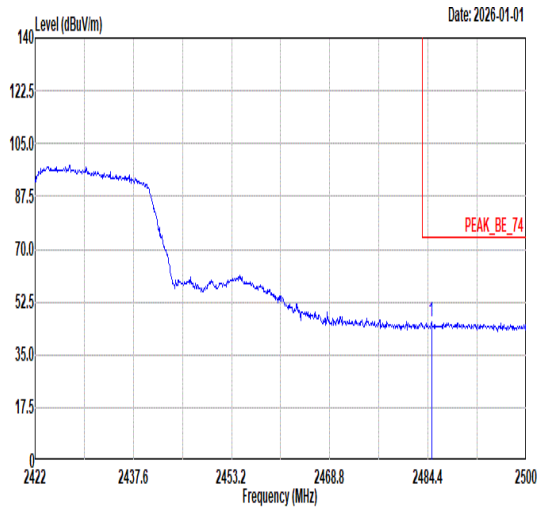 Freq Level Limit Line Margin (dB) Read Level Ant Factor Cable Loss Preamp Factor APos TPos Remark MHz dBuV/m dBuV/m dBuV dB/m dB dB cm deg 1 2484.95 45.74 74.00 -28.26 40.88 30.49 6.98 32.61 271 80 PEAK	Blank
Avg	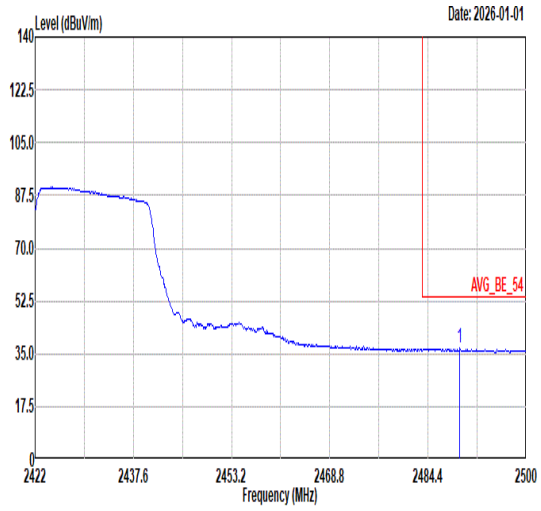 Freq Level Limit Line Margin (dB) Read Level Ant Factor Cable Loss Preamp Factor APos TPos Remark MHz dBuV/m dBuV/m dBuV dB/m dB dB cm deg 1 2489.47 36.76 54.00 -17.24 31.89 30.49 6.98 32.60 271 80 AVERAGE	Blank

Mode	16	
	Harmonic	
	2400-2483.5_802.11n HT40_CH03_2422MHz	
ANT	22	
Pol.	Horizontal	Vertical
Peak Avg	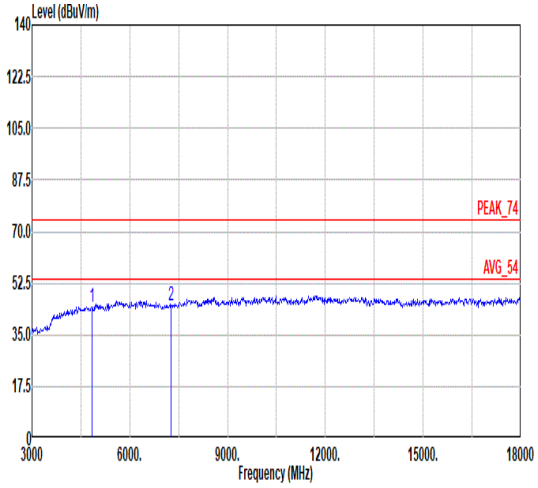 Freq Level Limit Line Margin Read Level Ant Factor Cable Loss Preamp Factor APos TPos Remark MHz dBuV/m dBuV/m dB dBuV dB/m dB dB cm deg 1 4844.00 44.17 74.00 -29.83 51.12 35.46 10.20 52.61 --- --- Peak 2 7266.00 44.87 74.00 -29.13 48.72 36.42 11.94 52.21 --- --- Peak	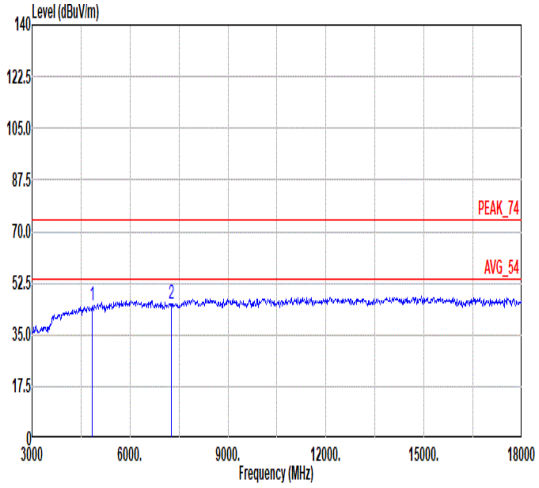 Freq Level Limit Line Margin Read Level Ant Factor Cable Loss Preamp Factor APos TPos Remark MHz dBuV/m dBuV/m dB dBuV dB/m dB dB cm deg 1 4844.00 44.70 74.00 -29.30 51.65 35.46 10.20 52.61 --- --- Peak 2 7266.00 45.61 74.00 -28.39 49.46 36.42 11.94 52.21 --- --- Peak

Mode	17	
	Band Edge - L	
	2400-2483.5_802.11n HT40_CH06_2437MHz	
ANT	22	
Pol.	Horizontal	Fundamental
Peak	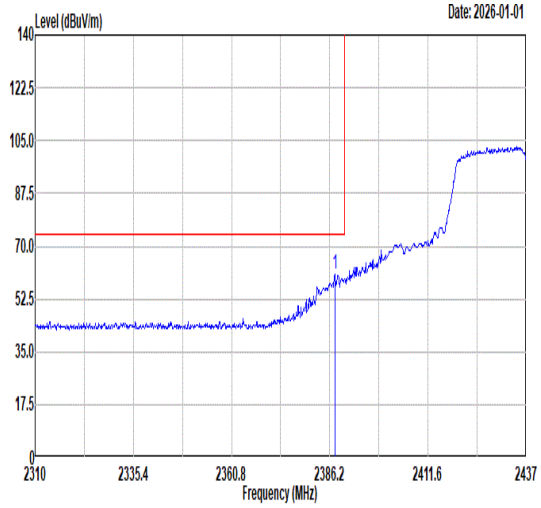 Freq Level Limit Line Margin (dB) Read Level Ant Factor Cable Loss Preamp Factor APos TPos Remark MHz dBuV/m dBuV/m dBuV dB/m dB dB cm deg 1 2387.47 60.51 74.00 -13.49 55.89 30.41 6.86 32.65 186 37 PEAK	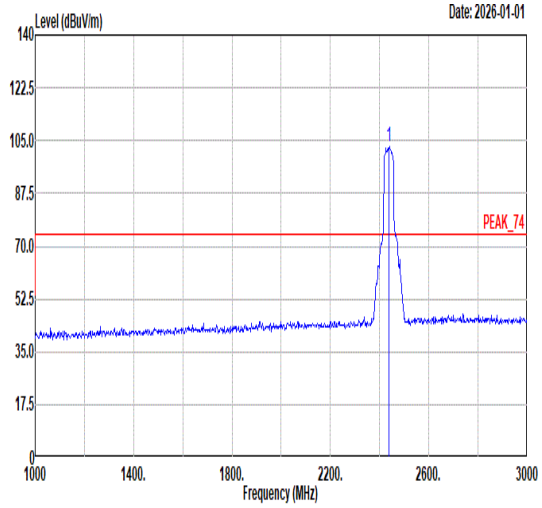 Freq Level Limit Line Margin (dB) Read Level Ant Factor Cable Loss Preamp Factor APos TPos Remark MHz dBuV/m dBuV/m dBuV dB/m dB dB cm deg 1 2437.00 102.86 ------ ------ 98.11 30.45 6.92 32.62 186 37 PEAK
Avg	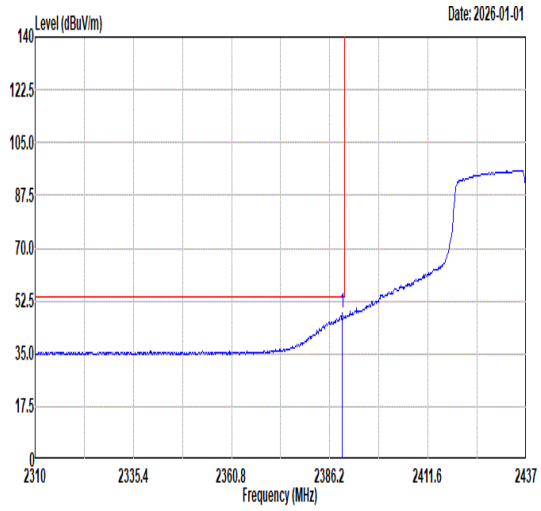 Freq Level Limit Line Margin (dB) Read Level Ant Factor Cable Loss Preamp Factor APos TPos Remark MHz dBuV/m dBuV/m dBuV dB/m dB dB cm deg 1 2389.38 48.48 54.00 -5.52 43.84 30.41 6.87 32.64 186 37 AVERAGE	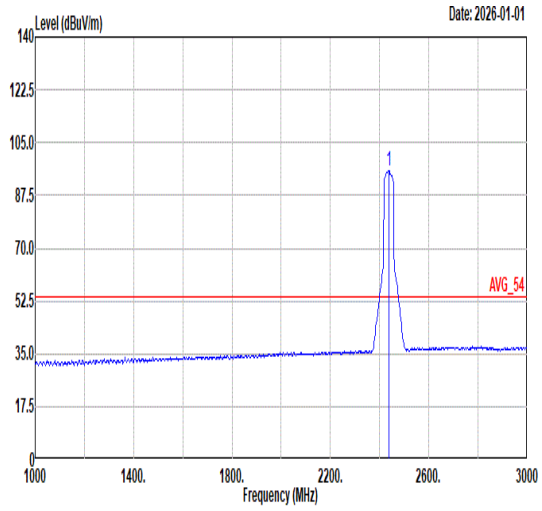 Freq Level Limit Line Margin (dB) Read Level Ant Factor Cable Loss Preamp Factor APos TPos Remark MHz dBuV/m dBuV/m dBuV dB/m dB dB cm deg 1 2437.00 95.58 ------ ------ 90.84 30.45 6.92 32.63 186 37 AVERAGE

Mode	17	
	Band Edge - R	
	2400-2483.5_802.11n HT40_CH06_2437MHz	
ANT	22	
Pol.	Horizontal	Fundamental
Peak	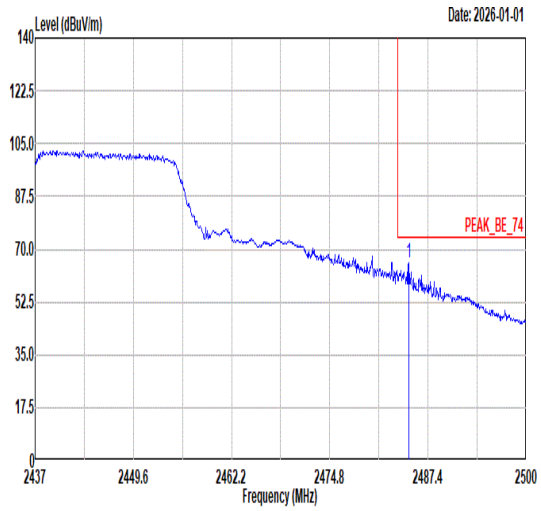 Freq Level Limit Line Margin (dB) Read Level Ant Factor Cable Loss Preamp Factor APos TPos Remark MHz dBuV/m dBuV/m dBuV dB/m dB dB cm deg 1 2484.94 65.46 74.00 -8.54 60.60 30.49 6.98 32.61 186 37 PEAK	Blank
Avg	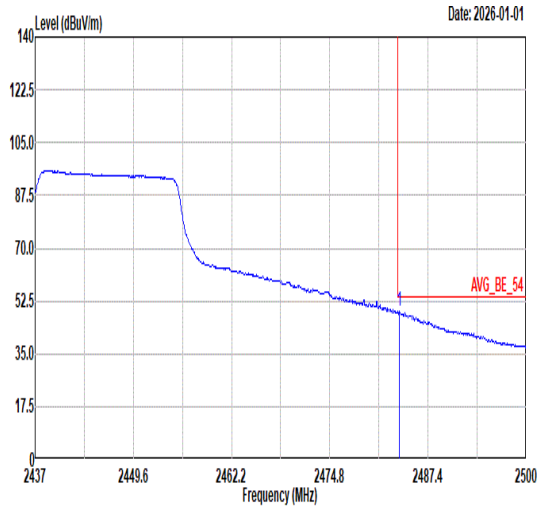 Freq Level Limit Line Margin (dB) Read Level Ant Factor Cable Loss Preamp Factor APos TPos Remark MHz dBuV/m dBuV/m dBuV dB/m dB dB cm deg 1 2483.68 49.13 54.00 -4.87 44.27 30.49 6.98 32.61 186 37 AVERAGE	Blank

Mode	17	
	Band Edge - L	
	2400-2483.5_802.11n HT40_CH06_2437MHz	
ANT	22	
Pol.	Vertical	Fundamental
Peak	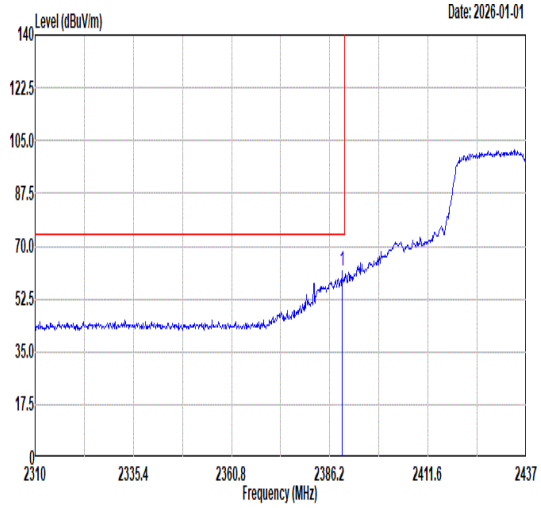 Freq Level Limit Line Margin (dB) Read Level Ant Factor Cable Loss Preamp Factor APos TPos Remark MHz dBuV/m dBuV/m dBuV dB/m dB dB cm deg 1 2389.38 61.69 74.00 -12.31 57.05 30.41 6.87 32.64 205 72 PEAK	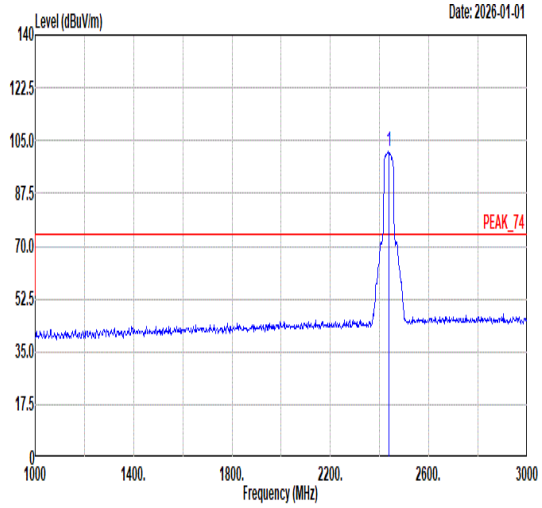 Freq Level Limit Line Margin (dB) Read Level Ant Factor Cable Loss Preamp Factor APos TPos Remark MHz dBuV/m dBuV/m dBuV dB/m dB dB cm deg 1 2437.00 101.46 ------ ------ 96.72 30.45 6.92 32.63 205 72 PEAK
Avg	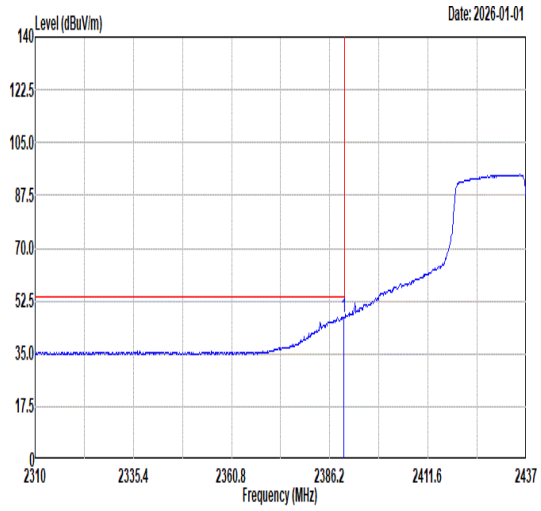 Freq Level Limit Line Margin (dB) Read Level Ant Factor Cable Loss Preamp Factor APos TPos Remark MHz dBuV/m dBuV/m dBuV dB/m dB dB cm deg 1 2389.88 47.18 54.00 -6.82 42.54 30.41 6.87 32.64 205 72 AVERAGE	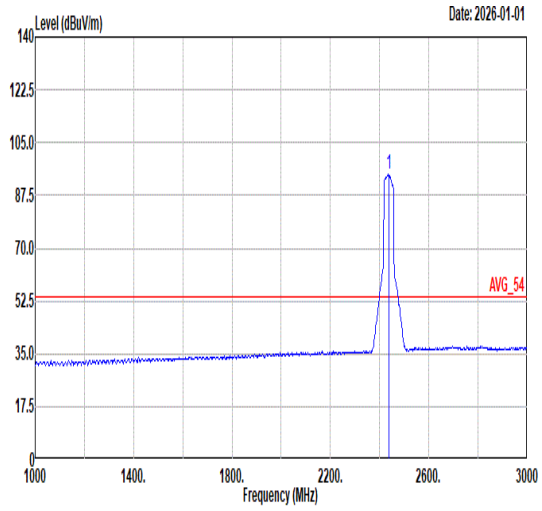 Freq Level Limit Line Margin (dB) Read Level Ant Factor Cable Loss Preamp Factor APos TPos Remark MHz dBuV/m dBuV/m dBuV dB/m dB dB cm deg 1 2437.00 94.37 ------ ------ 89.63 30.45 6.92 32.63 205 72 AVERAGE

Mode	17	
	Band Edge - R	
	2400-2483.5_802.11n HT40_CH06_2437MHz	
ANT	22	
Pol.	Vertical	Fundamental
Peak	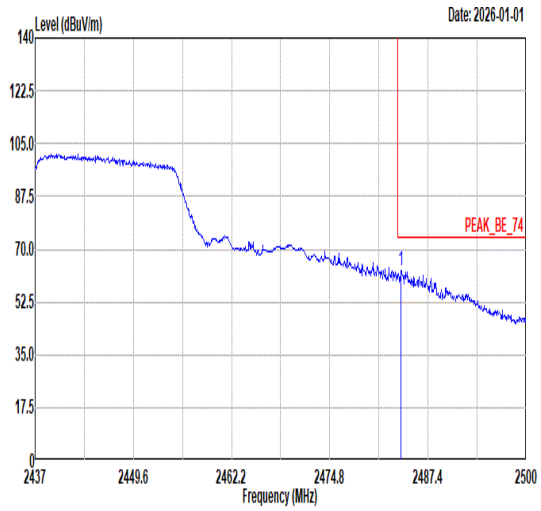 Freq Level Limit Line Margin (dB) Read Level Ant Factor Cable Loss Preamp Factor APos TPos Remark MHz dBuV/m dBuV/m dBuV dB/m dB dB cm deg 1 2483.94 63.04 74.00 -10.96 58.18 30.49 6.98 32.61 205 72 PEAK	Blank
Avg	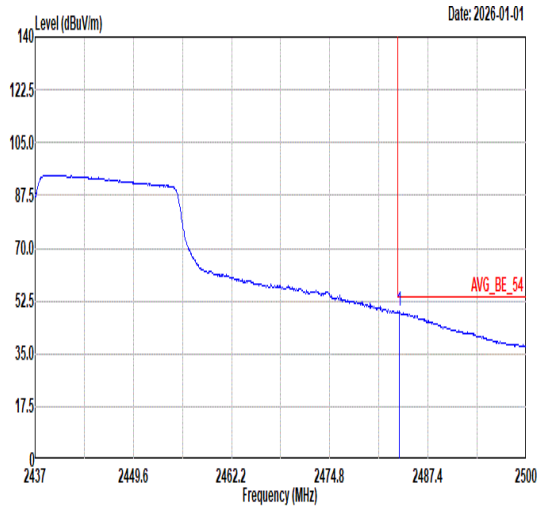 Freq Level Limit Line Margin (dB) Read Level Ant Factor Cable Loss Preamp Factor APos TPos Remark MHz dBuV/m dBuV/m dBuV dB/m dB dB cm deg 1 2483.75 48.98 54.00 -5.02 44.12 30.49 6.98 32.61 205 72 AVERAGE	Blank

Mode	17	
	Harmonic	
	2400-2483.5_802.11n HT40_CH06_2437MHz	
ANT	22	
Pol.	Horizontal	Vertical
Peak Avg	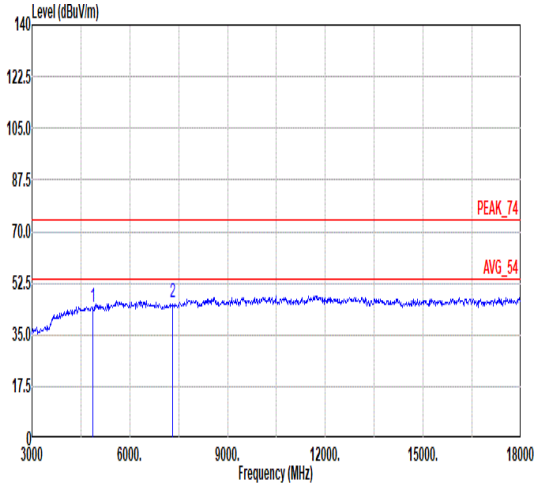 Freq Level Limit Line Margin Read Level Ant Factor Cable Loss Preamp Factor APos TPos Remark MHz dBuV/m dBuV/m dB dBuV dB/m dB dB cm deg 1 4874.00 44.37 74.00 -29.63 51.20 35.52 10.27 52.62 --- --- Peak 2 7311.00 46.02 74.00 -27.98 49.76 36.47 12.01 52.22 --- --- Peak	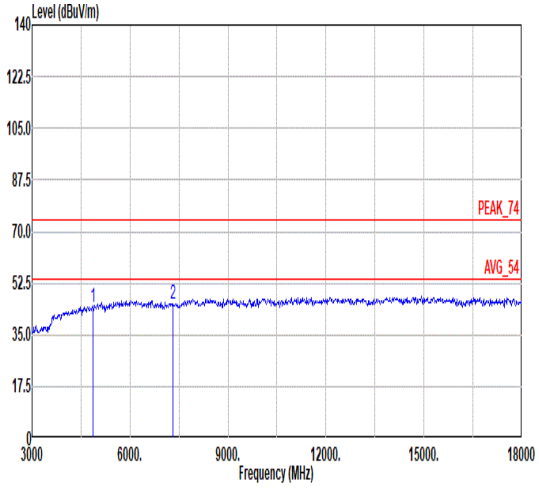 Freq Level Limit Line Margin Read Level Ant Factor Cable Loss Preamp Factor APos TPos Remark MHz dBuV/m dBuV/m dB dBuV dB/m dB dB cm deg 1 4874.00 44.20 74.00 -29.80 51.03 35.52 10.27 52.62 --- --- Peak 2 7311.00 45.18 74.00 -28.82 48.92 36.47 12.01 52.22 --- --- Peak

Mode	18	
	Band Edge - L	
	2400-2483.5_802.11n HT40_CH09_2452MHz	
ANT	22	
Pol.	Horizontal	Fundamental
Peak	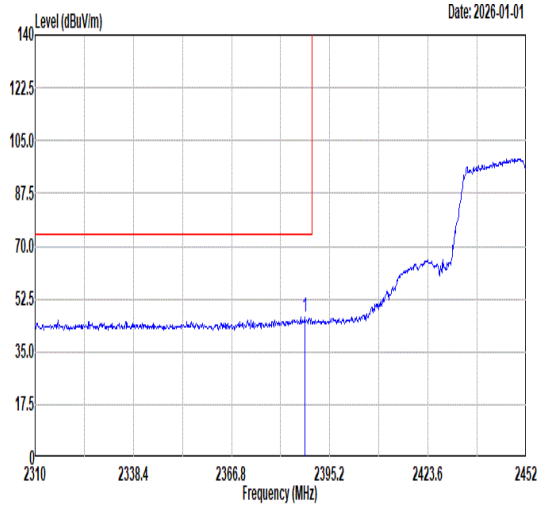 Freq Level Limit Line Margin (dB) Read Level Ant Factor Cable Loss Preamp Factor APos TPos Remark MHz dBuV/m dBuV/m dBuV dB/m dB dB cm deg 1 2387.96 46.30 74.00 -27.70 41.67 30.41 6.86 32.64 160 34 PEAK	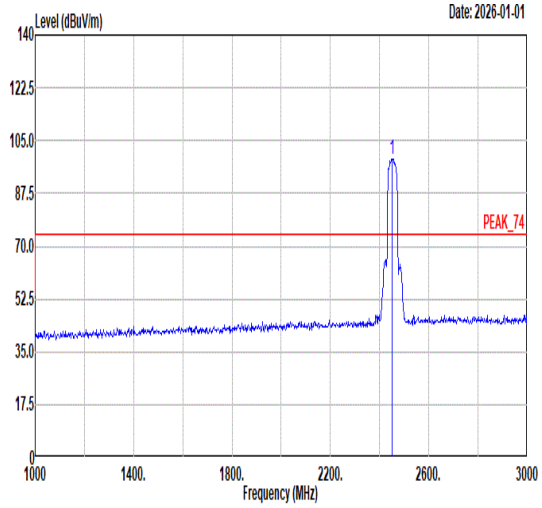 Freq Level Limit Line Margin (dB) Read Level Ant Factor Cable Loss Preamp Factor APos TPos Remark MHz dBuV/m dBuV/m dBuV dB/m dB dB cm deg 1 2452.00 98.71 ------ ------ 93.94 30.46 6.93 32.62 160 34 PEAK
Avg	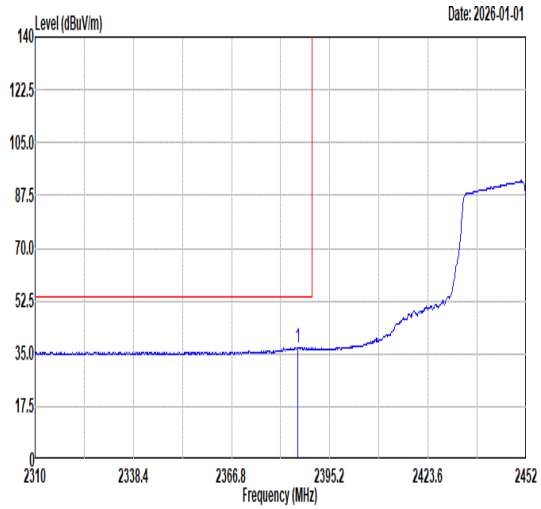 Freq Level Limit Line Margin (dB) Read Level Ant Factor Cable Loss Preamp Factor APos TPos Remark MHz dBuV/m dBuV/m dBuV dB/m dB dB cm deg 1 2385.83 37.18 54.00 -16.82 32.56 30.41 6.86 32.65 160 34 AVERAGE	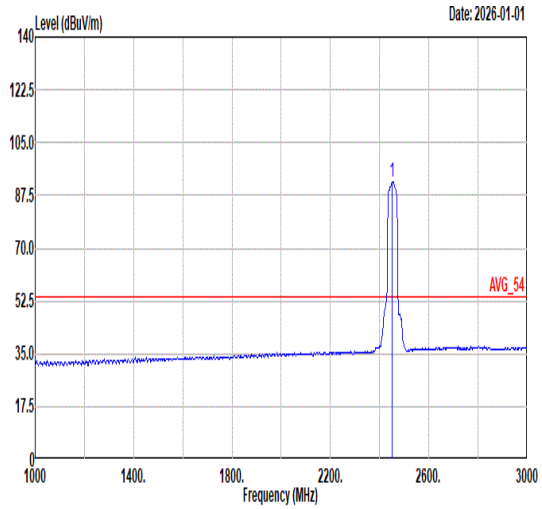 Freq Level Limit Line Margin (dB) Read Level Ant Factor Cable Loss Preamp Factor APos TPos Remark MHz dBuV/m dBuV/m dBuV dB/m dB dB cm deg 1 2452.00 92.18 ------ ------ 87.40 30.46 6.94 32.62 160 34 AVERAGE

Mode	18	
	Band Edge - R	
	2400-2483.5_802.11n HT40_CH09_2452MHz	
ANT	22	
Pol.	Horizontal	Fundamental
Peak	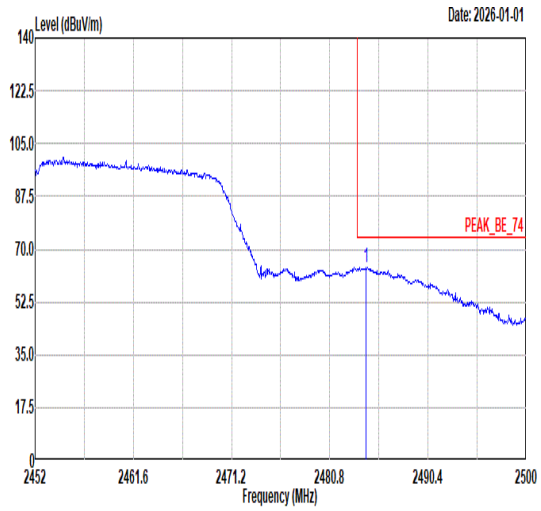 Freq Level Limit Line Margin (dB) Read Level Ant Factor Cable Loss Preamp Factor APos TPos Remark MHz dBuV/m dBuV/m dBuV dB/m dB dB cm deg 1 2484.30 63.81 74.00 -10.19 58.95 30.49 6.98 32.61 160 34 PEAK	Blank
Avg	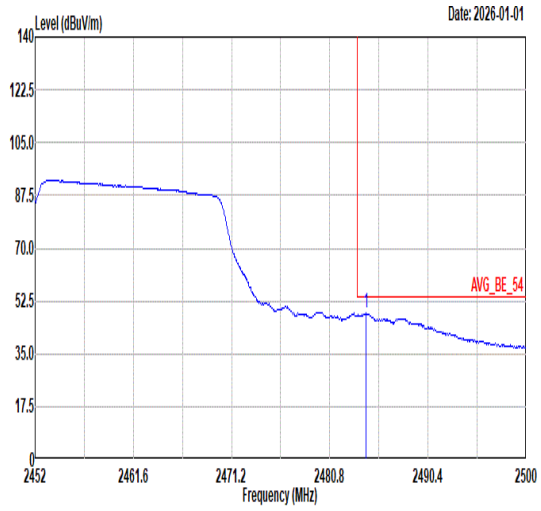 Freq Level Limit Line Margin (dB) Read Level Ant Factor Cable Loss Preamp Factor APos TPos Remark MHz dBuV/m dBuV/m dBuV dB/m dB dB cm deg 1 2484.30 48.37 54.00 -5.63 43.51 30.49 6.98 32.61 160 34 AVERAGE	Blank

Mode	18	
	Band Edge - L	
	2400-2483.5_802.11n HT40_CH09_2452MHz	
ANT	22	
Pol.	Vertical	Fundamental
Peak	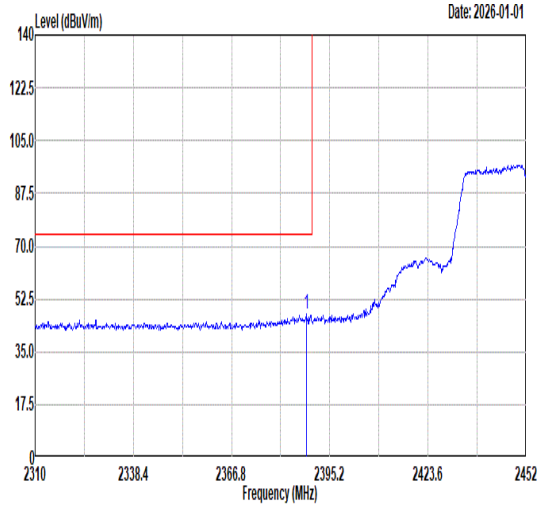 Freq Level Limit Line Margin (dB) Read Level Ant Factor Cable Loss Preamp Factor APos TPos Remark MHz dBuV/m dBuV/m dBuV dB/m dB dB cm deg 1 2388.38 47.66 74.00 -26.34 43.03 30.41 6.86 32.64 211 68 PEAK	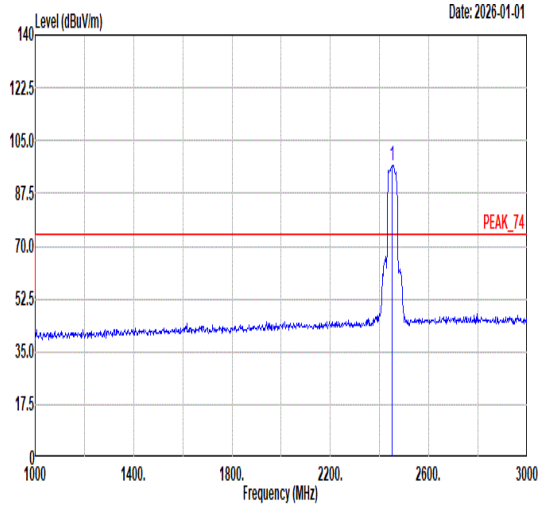 Freq Level Limit Line Margin (dB) Read Level Ant Factor Cable Loss Preamp Factor APos TPos Remark MHz dBuV/m dBuV/m dBuV dB/m dB dB cm deg 1 2452.00 96.93 ------ ------ 92.15 30.46 6.94 32.62 211 68 PEAK
Avg	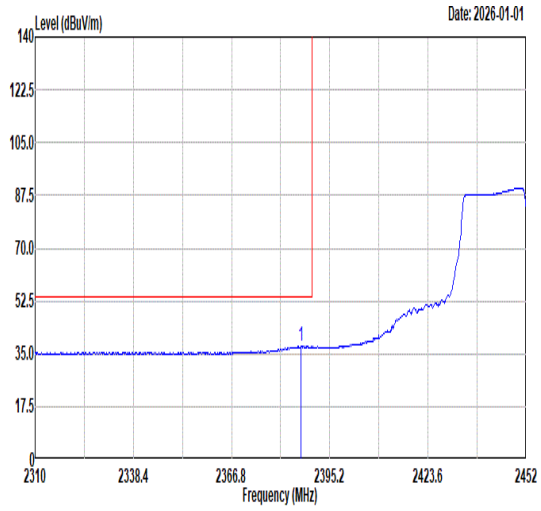 Freq Level Limit Line Margin (dB) Read Level Ant Factor Cable Loss Preamp Factor APos TPos Remark MHz dBuV/m dBuV/m dBuV dB/m dB dB cm deg 1 2386.82 37.77 54.00 -16.23 33.15 30.41 6.86 32.65 211 68 AVERAGE	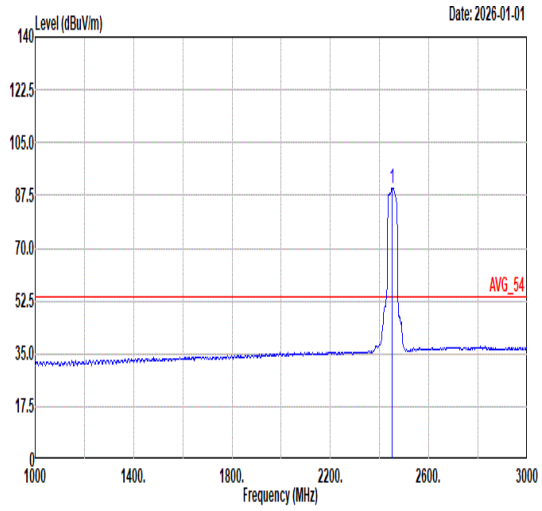 Freq Level Limit Line Margin (dB) Read Level Ant Factor Cable Loss Preamp Factor APos TPos Remark MHz dBuV/m dBuV/m dBuV dB/m dB dB cm deg 1 2452.00 89.87 ------ ------ 85.09 30.46 6.94 32.62 211 68 AVERAGE

Mode	18	
	Band Edge - R	
	2400-2483.5_802.11n HT40_CH09_2452MHz	
ANT	22	
Pol.	Vertical	Fundamental
Peak	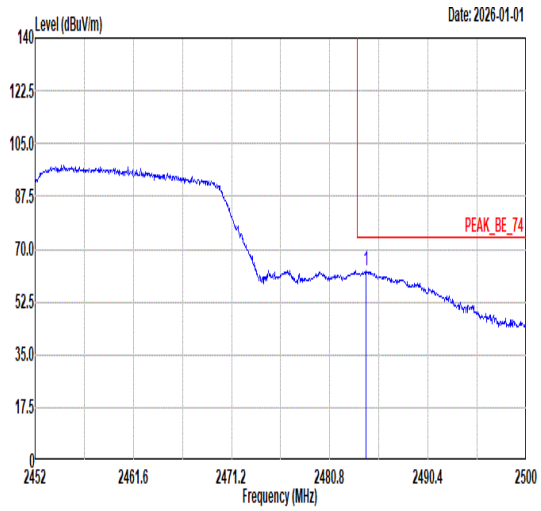 Freq Level Limit Line Margin (dB) Read Level Ant Factor Cable Loss Preamp Factor APos TPos Remark MHz dBuV/m dBuV/m dBuV dB/m dB dB cm deg 1 2484.30 62.89 74.00 -11.11 58.03 30.49 6.98 32.61 211 68 PEAK	Blank
Avg	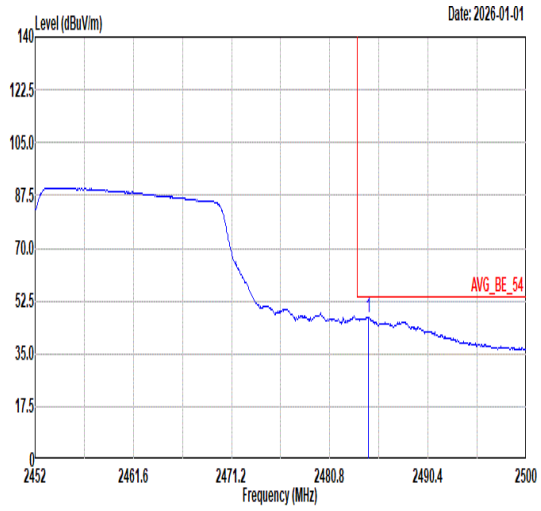 Freq Level Limit Line Margin (dB) Read Level Ant Factor Cable Loss Preamp Factor APos TPos Remark MHz dBuV/m dBuV/m dBuV dB/m dB dB cm deg 1 2484.59 46.97 54.00 -7.03 42.11 30.49 6.98 32.61 211 68 AVERAGE	Blank

Mode	18	
	Harmonic	
	2400-2483.5_802.11n HT40_CH09_2452MHz	
ANT	22	
Pol.	Horizontal	Vertical
Peak Avg	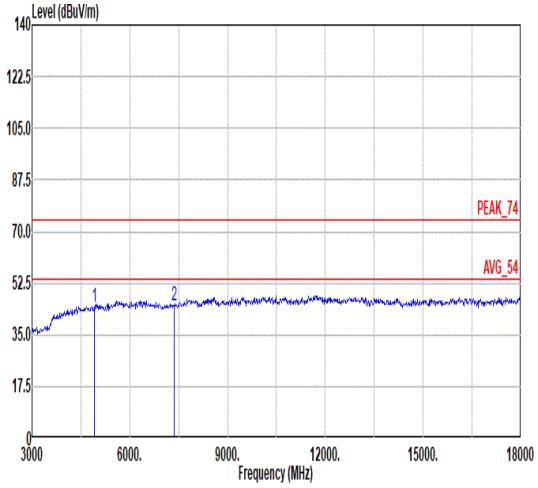 Freq Level Limit Line Margin Read Level Ant Factor Cable Loss Preamp Factor APos TPos Remark MHz dBuV/m dBuV/m dB dBuV dB/m dB dB cm deg 1 4904.00 44.27 74.00 -29.73 51.01 35.59 10.31 52.64 --- --- Peak 2 7356.00 44.77 74.00 -29.23 48.49 36.53 11.99 52.24 --- --- Peak	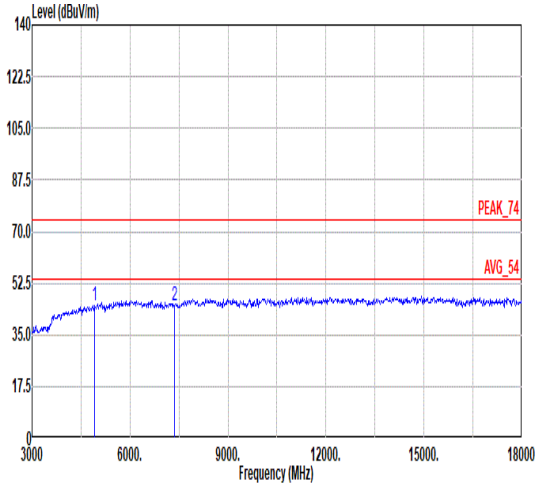 Freq Level Limit Line Margin Read Level Ant Factor Cable Loss Preamp Factor APos TPos Remark MHz dBuV/m dBuV/m dB dBuV dB/m dB dB cm deg 1 4904.00 45.07 74.00 -28.93 51.81 35.59 10.31 52.64 --- --- Peak 2 7356.00 45.14 74.00 -28.86 48.86 36.53 11.99 52.24 --- --- Peak

Mode	19	
	Band Edge - L	
	2400-2483.5_802.11n HT40_CH10_2457MHz	
ANT	22	
Pol.	Horizontal	Fundamental
Peak	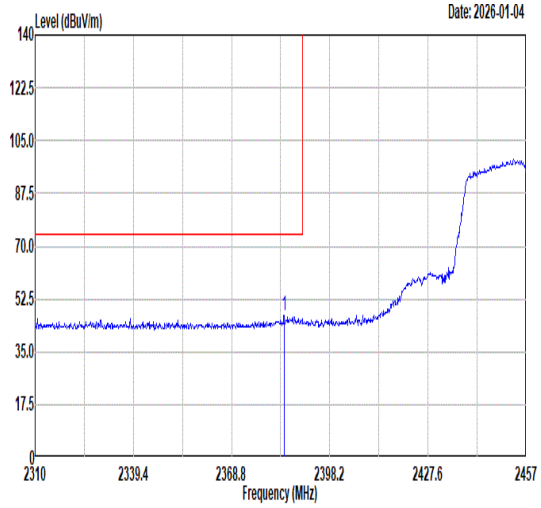 Freq Level Limit Line Margin (dB) Read Level Ant Factor Cable Loss Preamp Factor APos TPos Remark MHz dBuV/m dBuV/m dBuV dB/m dB dB cm deg 1 2384.53 46.94 74.00 -27.06 42.32 30.41 6.86 32.65 182 34 PEAK	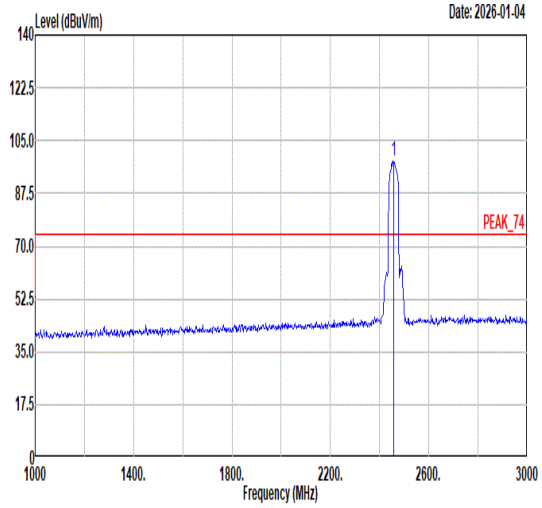 Freq Level Limit Line Margin (dB) Read Level Ant Factor Cable Loss Preamp Factor APos TPos Remark MHz dBuV/m dBuV/m dBuV dB/m dB dB cm deg 1 2457.00 98.46 ------ ------ 93.68 30.46 6.94 32.62 182 34 PEAK
Avg	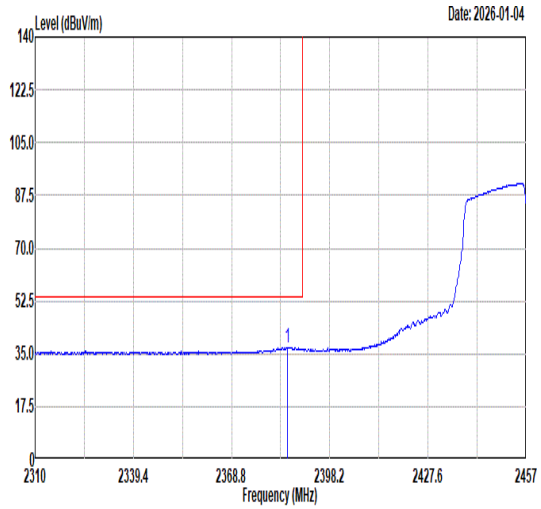 Freq Level Limit Line Margin (dB) Read Level Ant Factor Cable Loss Preamp Factor APos TPos Remark MHz dBuV/m dBuV/m dBuV dB/m dB dB cm deg 1 2385.56 37.20 54.00 -16.80 32.58 30.41 6.86 32.65 182 34 AVERAGE	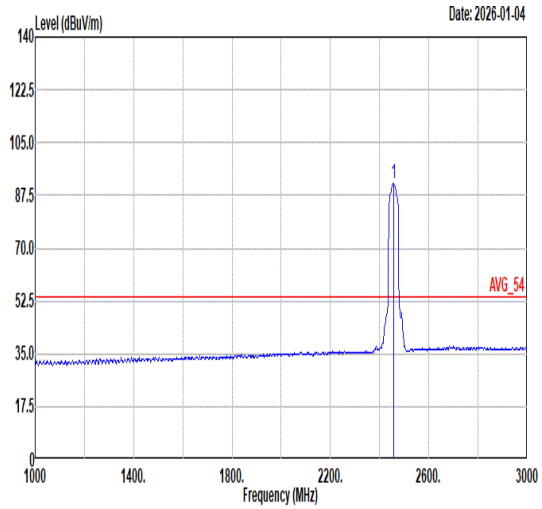 Freq Level Limit Line Margin (dB) Read Level Ant Factor Cable Loss Preamp Factor APos TPos Remark MHz dBuV/m dBuV/m dBuV dB/m dB dB cm deg 1 2457.00 91.29 ------ ------ 86.51 30.46 6.94 32.62 182 34 AVERAGE

Mode	19	
	Band Edge - R	
	2400-2483.5_802.11n HT40_CH10_2457MHz	
ANT	22	
Pol.	Horizontal	Fundamental
Peak	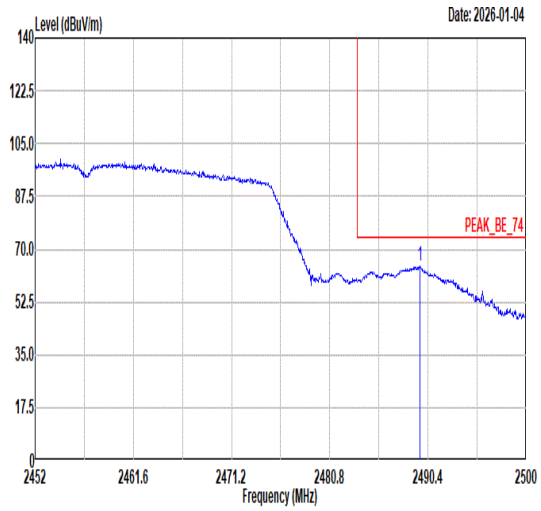 Freq Level Limit Line Margin (dB) Read Level Ant Factor Cable Loss Preamp Factor APos TPos Remark MHz dBuV/m dBuV/m dBuV dB/m dB dB cm deg 1 2489.63 64.37 74.00 -9.63 59.50 30.49 6.98 32.60 182 34 PEAK	Blank
Avg	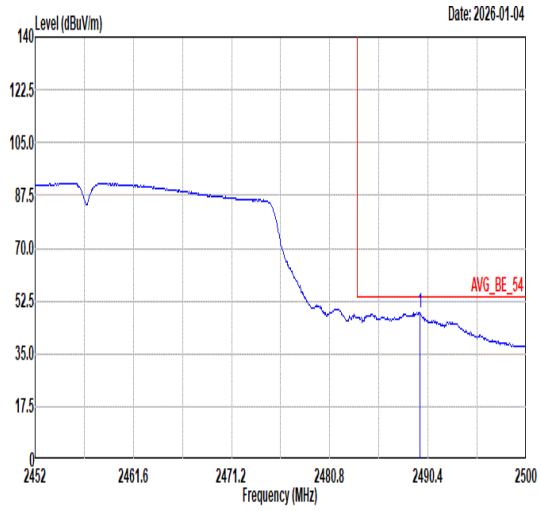 Freq Level Limit Line Margin (dB) Read Level Ant Factor Cable Loss Preamp Factor APos TPos Remark MHz dBuV/m dBuV/m dBuV dB/m dB dB cm deg 1 2489.58 48.64 54.00 -5.36 43.77 30.49 6.98 32.60 182 34 AVERAGE	Blank

Mode	19	
	Band Edge - L	
	2400-2483.5_802.11n HT40_CH10_2457MHz	
ANT	22	
Pol.	Vertical	Fundamental
Peak	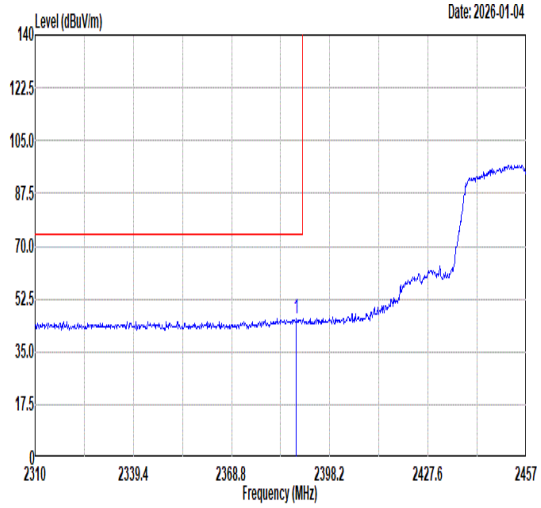 Freq Level Limit Line Margin (dB) Read Level Ant Factor Cable Loss Preamp Factor APos TPos Remark MHz dBuV/m dBuV/m dBuV dB/m dB dB cm deg 1 2388.20 46.19 74.00 -27.81 41.56 30.41 6.86 32.64 211 73 PEAK	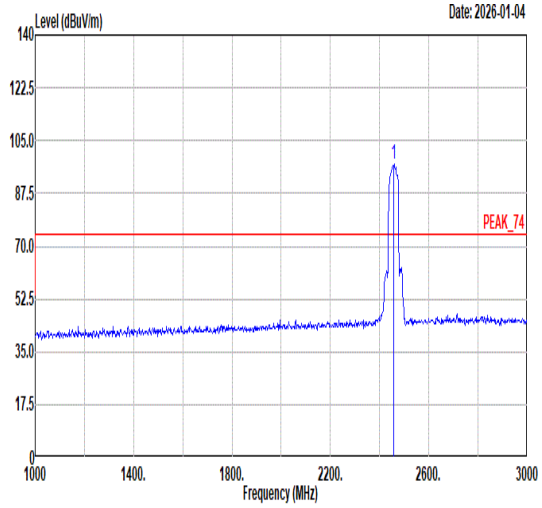 Freq Level Limit Line Margin (dB) Read Level Ant Factor Cable Loss Preamp Factor APos TPos Remark MHz dBuV/m dBuV/m dBuV dB/m dB dB cm deg 1 2457.00 97.20 ------ ------ 92.40 30.47 6.95 32.62 211 73 PEAK
Avg	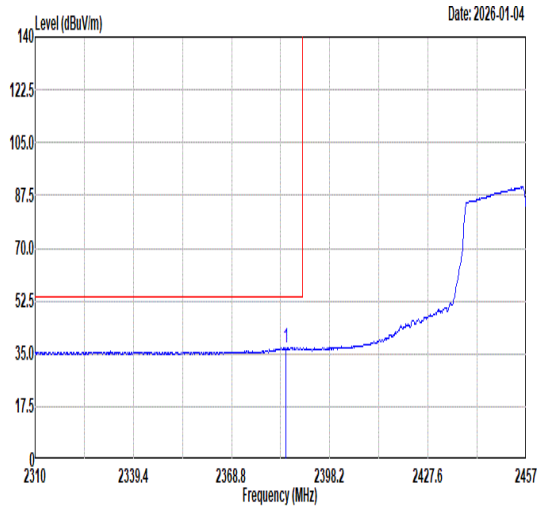 Freq Level Limit Line Margin (dB) Read Level Ant Factor Cable Loss Preamp Factor APos TPos Remark MHz dBuV/m dBuV/m dBuV dB/m dB dB cm deg 1 2384.97 37.15 54.00 -16.85 32.53 30.41 6.86 32.65 211 73 AVERAGE	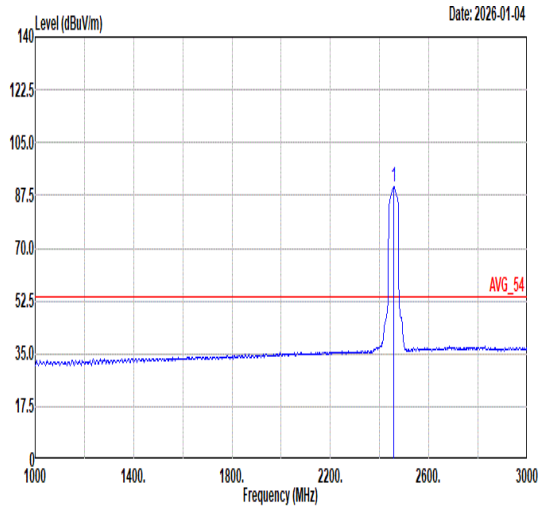 Freq Level Limit Line Margin (dB) Read Level Ant Factor Cable Loss Preamp Factor APos TPos Remark MHz dBuV/m dBuV/m dBuV dB/m dB dB cm deg 1 2457.00 90.30 ------ ------ 85.50 30.47 6.95 32.62 211 73 AVERAGE

Mode	19	
	Band Edge - R	
	2400-2483.5_802.11n HT40_CH10_2457MHz	
ANT	22	
Pol.	Vertical	Fundamental
Peak	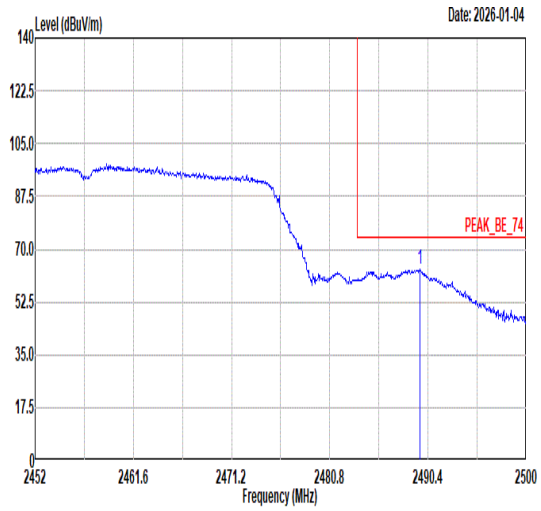 Freq Level Limit Line Margin (dB) Read Level Ant Factor Cable Loss Preamp Factor APos TPos Remark MHz dBuV/m dBuV/m dBuV dB/m dB dB cm deg 1 2489.58 63.26 74.00 -10.74 58.39 30.49 6.98 32.60 211 73 PEAK	Blank
Avg	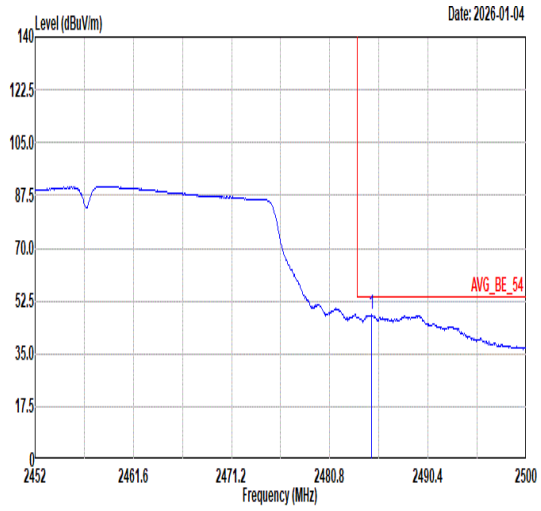 Freq Level Limit Line Margin (dB) Read Level Ant Factor Cable Loss Preamp Factor APos TPos Remark MHz dBuV/m dBuV/m dBuV dB/m dB dB cm deg 1 2484.88 47.88 54.00 -6.12 43.02 30.49 6.98 32.61 211 73 AVERAGE	Blank

Mode	19	
	Harmonic	
	2400-2483.5_802.11n HT40_CH10_2457MHz	
ANT	22	
Pol.	Horizontal	Vertical
Peak Avg	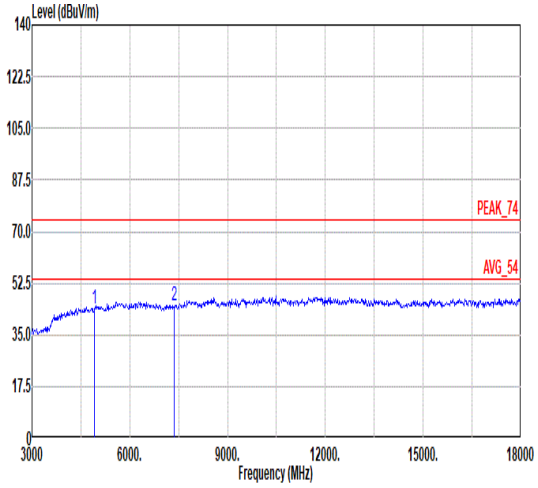 Freq Level Limit Line Margin Read Level Ant Factor Cable Loss Preamp Factor APos TPos Remark MHz dBuV/m dBuV/m dB dBuV dB/m dB dB cm deg 1 4914.00 43.94 74.00 -30.06 50.66 35.61 10.32 52.65 --- --- Peak 2 7371.00 44.89 74.00 -29.11 48.60 36.55 11.99 52.25 --- --- Peak	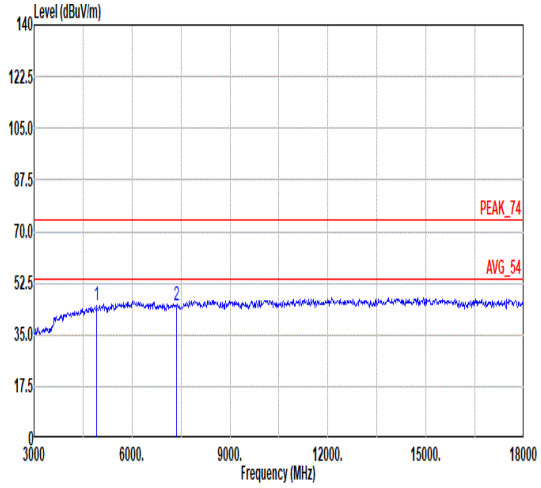 Freq Level Limit Line Margin Read Level Ant Factor Cable Loss Preamp Factor APos TPos Remark MHz dBuV/m dBuV/m dB dBuV dB/m dB dB cm deg 1 4914.00 44.64 74.00 -29.36 51.36 35.61 10.32 52.65 --- --- Peak 2 7371.00 44.90 74.00 -29.10 48.61 36.55 11.99 52.25 --- --- Peak

Mode	20	
	Band Edge - L	
	2400-2483.5_802.11n HT40_CH11_2462MHz	
ANT	22	
Pol.	Horizontal	Fundamental
Peak	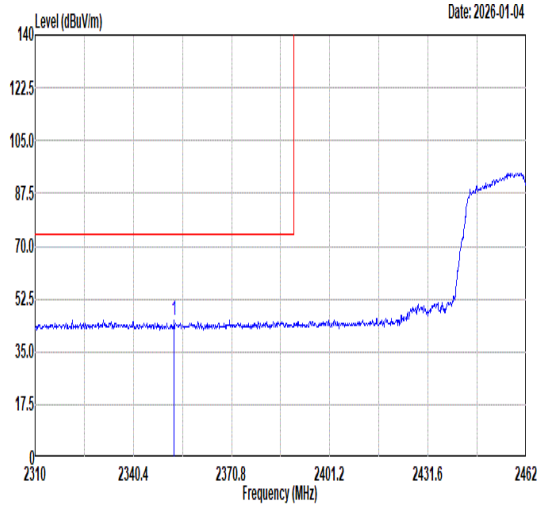 Freq Level Limit Line Margin (dB) Read Level Ant Factor Cable Loss Preamp Factor APos TPos Remark MHz dBuV/m dBuV/m dBuV dB/m dB dB cm deg 1 2353.02 45.64 74.00 -28.36 41.09 30.38 6.83 32.66 228 35 PEAK	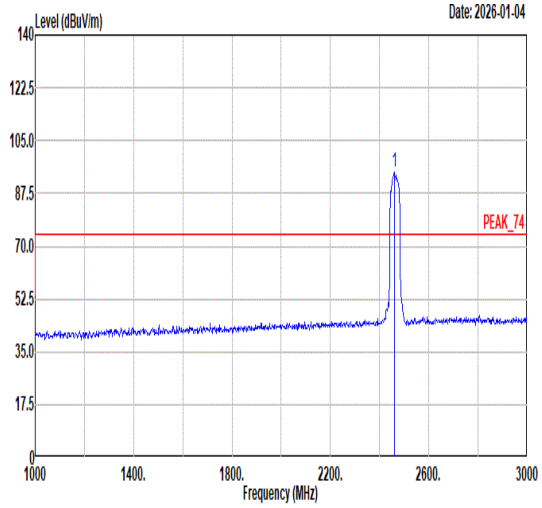 Freq Level Limit Line Margin (dB) Read Level Ant Factor Cable Loss Preamp Factor APos TPos Remark MHz dBuV/m dBuV/m dBuV dB/m dB dB cm deg 1 2462.00 94.82 ------ ------ 90.02 30.47 6.95 32.62 228 35 PEAK
Avg	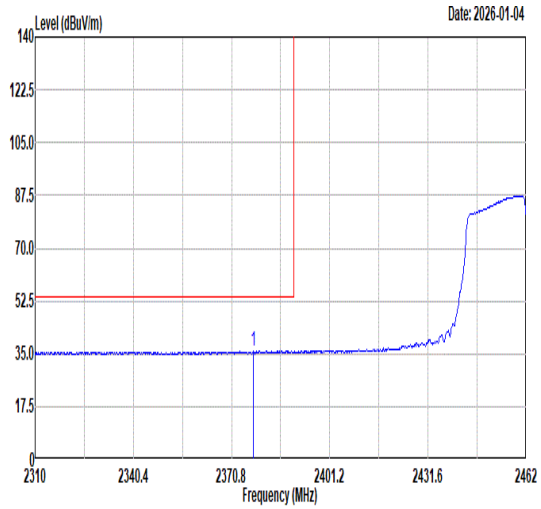 Freq Level Limit Line Margin (dB) Read Level Ant Factor Cable Loss Preamp Factor APos TPos Remark MHz dBuV/m dBuV/m dBuV dB/m dB dB cm deg 1 2377.64 35.88 54.00 -18.12 31.28 30.40 6.85 32.65 228 35 AVERAGE	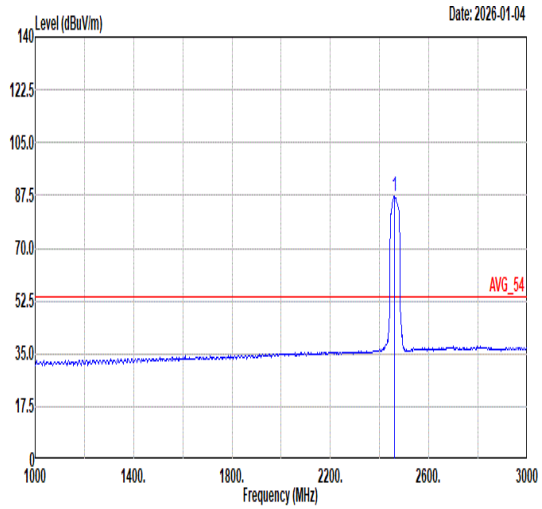 Freq Level Limit Line Margin (dB) Read Level Ant Factor Cable Loss Preamp Factor APos TPos Remark MHz dBuV/m dBuV/m dBuV dB/m dB dB cm deg 1 2462.00 87.37 ------ ------ 82.57 30.47 6.95 32.62 228 35 AVERAGE

Mode	20	
	Band Edge - R	
	2400-2483.5_802.11n HT40_CH11_2462MHz	
ANT	22	
Pol.	Horizontal	Fundamental
Peak	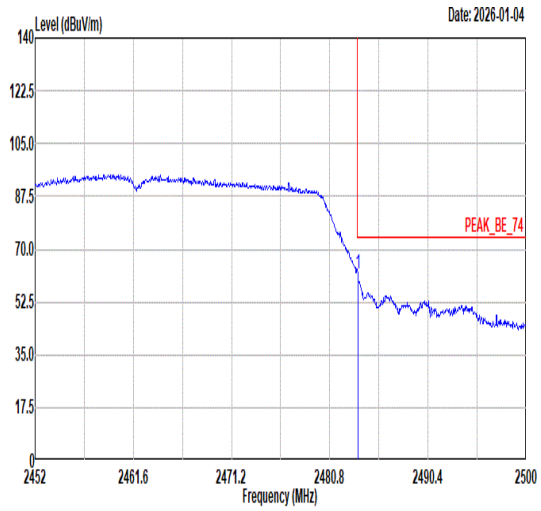 Freq Level Limit Line Margin (dB) Read Level Ant Factor Cable Loss Preamp Factor APos TPos Remark MHz dBuV/m dBuV/m dBuV dB/m dB dB cm deg 1 2483.54 61.93 74.00 -12.07 57.07 30.49 6.98 32.61 228 35 PEAK	Blank
Avg	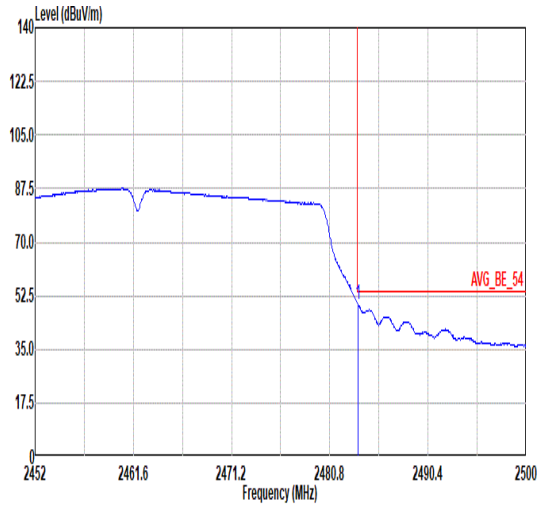 Freq Level Limit Line Margin (dB) Read Level Ant Factor Cable Loss Preamp Factor APos TPos Remark MHz dBuV/m dBuV/m dBuV dB/m dB dB cm deg 1 2483.54 49.88 54.00 -4.12 45.02 30.49 6.98 32.61 228 35 AVERAGE	Blank

Mode	20	
	Band Edge - L	
	2400-2483.5_802.11n HT40_CH11_2462MHz	
ANT	22	
Pol.	Vertical	Fundamental
Peak	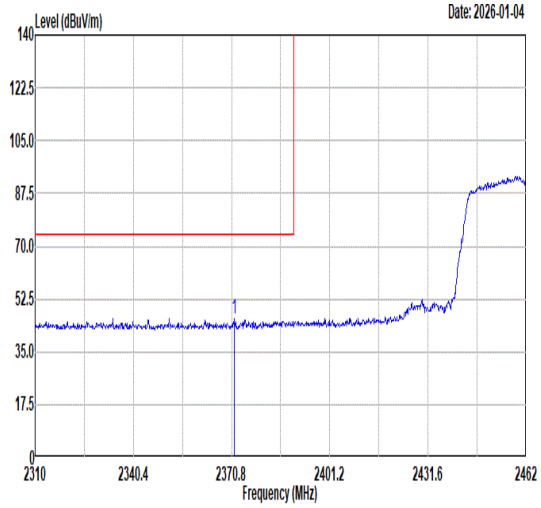 Freq Level Limit Line Margin (dB) Read Level Ant Factor Cable Loss Preamp Factor APos TPos Remark MHz dBuV/m dBuV/m dBuV dB/m dB dB cm deg 1 2371.56 46.11 74.00 -27.89 41.51 30.40 6.85 32.65 205 74 PEAK	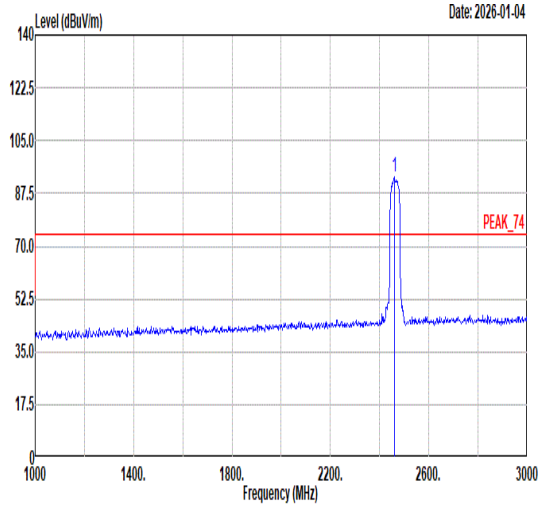 Freq Level Limit Line Margin (dB) Read Level Ant Factor Cable Loss Preamp Factor APos TPos Remark MHz dBuV/m dBuV/m dBuV dB/m dB dB cm deg 1 2462.00 92.86 ------ ------ 88.06 30.47 6.95 32.62 205 74 PEAK
Avg	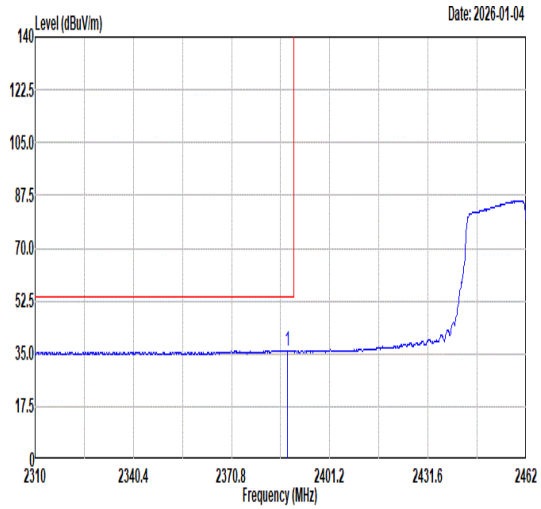 Freq Level Limit Line Margin (dB) Read Level Ant Factor Cable Loss Preamp Factor APos TPos Remark MHz dBuV/m dBuV/m dBuV dB/m dB dB cm deg 1 2387.98 36.08 54.00 -17.92 31.45 30.41 6.86 32.64 205 74 AVERAGE	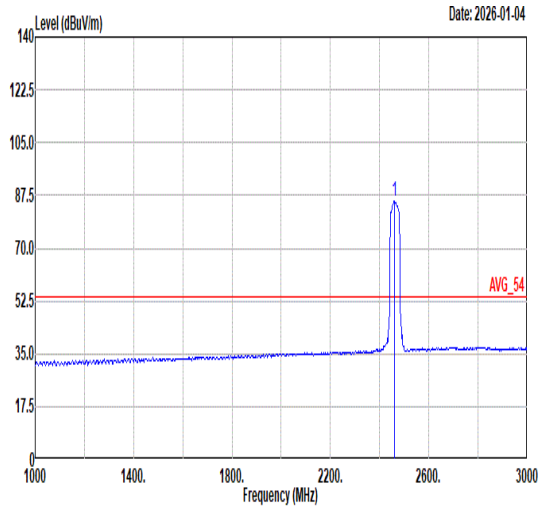 Freq Level Limit Line Margin (dB) Read Level Ant Factor Cable Loss Preamp Factor APos TPos Remark MHz dBuV/m dBuV/m dBuV dB/m dB dB cm deg 1 2462.00 85.69 ------ ------ 80.89 30.47 6.95 32.62 205 74 AVERAGE

Mode	20	
	Band Edge - R	
	2400-2483.5_802.11n HT40_CH11_2462MHz	
ANT	22	
Pol.	Vertical	Fundamental
Peak	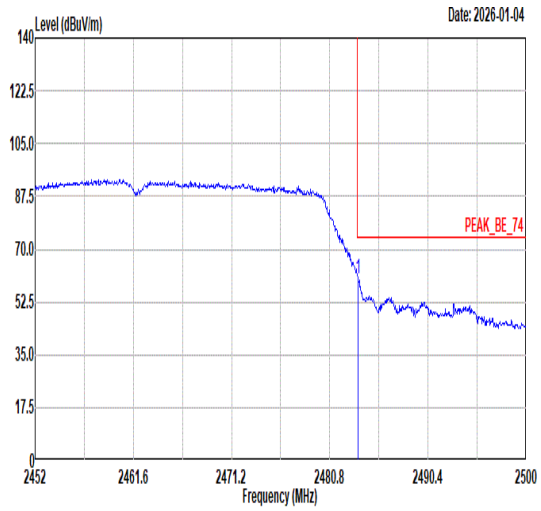 Freq Level Limit Line Margin (dB) Read Level Ant Factor Cable Loss Preamp Factor APos TPos Remark MHz dBuV/m dBuV/m dBuV dB/m dB dB cm deg 1 2483.54 60.33 74.00 -13.67 55.47 30.49 6.98 32.61 205 74 PEAK	Blank
Avg	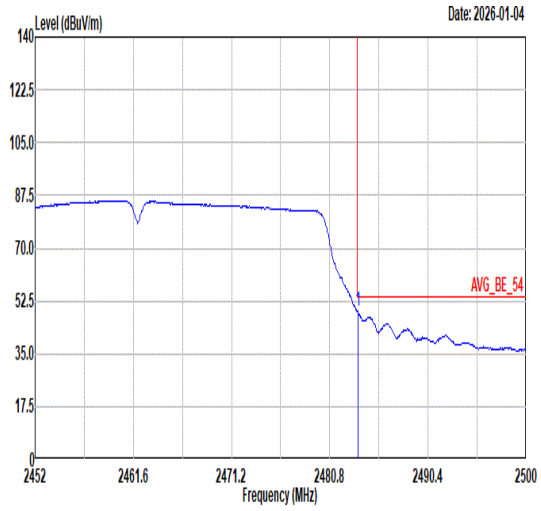 Freq Level Limit Line Margin (dB) Read Level Ant Factor Cable Loss Preamp Factor APos TPos Remark MHz dBuV/m dBuV/m dBuV dB/m dB dB cm deg 1 2483.54 49.03 54.00 -4.97 44.17 30.49 6.98 32.61 205 74 AVERAGE	Blank

Mode	20	
	Harmonic	
	2400-2483.5_802.11n HT40_CH11_2462MHz	
ANT	22	
Pol.	Horizontal	Vertical
Peak Avg	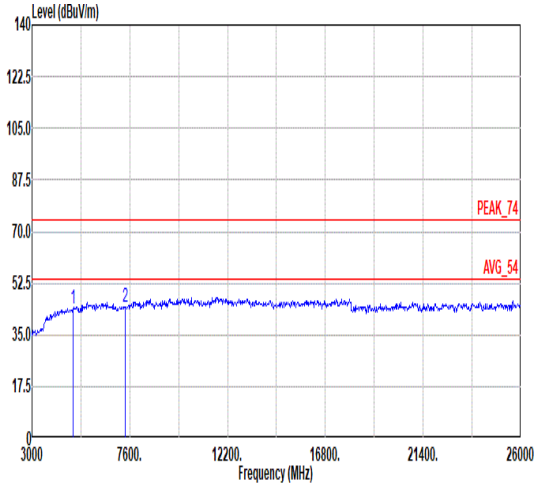 Freq Level Limit Line Margin Read Level Ant Factor Cable Loss Preamp Factor APos TPos Remark MHz dBuV/m dBuV/m dB dBuV dB/m dB dB cm deg 1 4924.00 43.61 74.00 -30.39 50.31 35.63 10.32 52.65 --- --- Peak 2 7386.00 44.56 74.00 -29.44 48.27 36.56 11.98 52.25 --- --- Peak	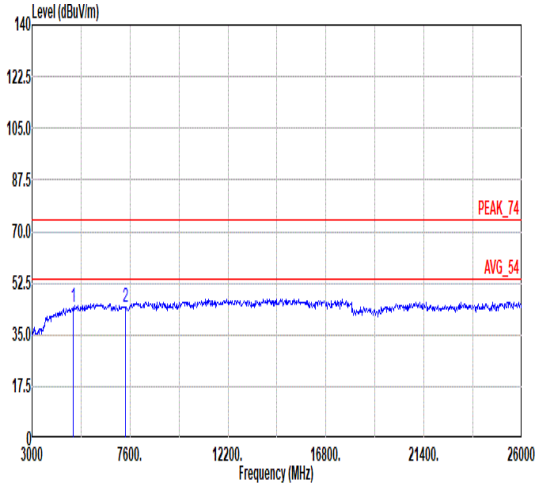 Freq Level Limit Line Margin Read Level Ant Factor Cable Loss Preamp Factor APos TPos Remark MHz dBuV/m dBuV/m dB dBuV dB/m dB dB cm deg 1 4924.00 44.35 74.00 -29.65 51.05 35.63 10.32 52.65 --- --- Peak 2 7386.00 44.64 74.00 -29.36 48.35 36.56 11.98 52.25 --- --- Peak

Mode	21	
	LF	
	2400-2483.5_802.11n HT40-LF_CH11_2462MHz	
ANT	22	
Pol.	Horizontal	Vertical
QP/ Peak	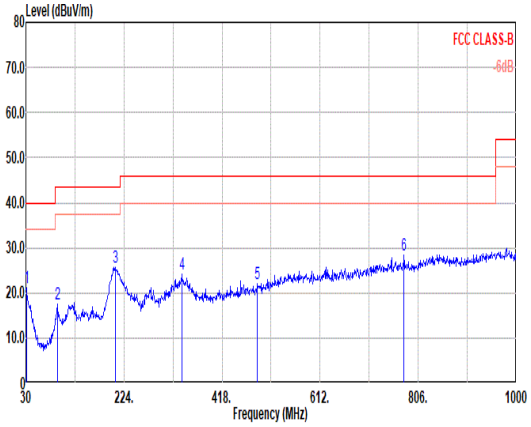	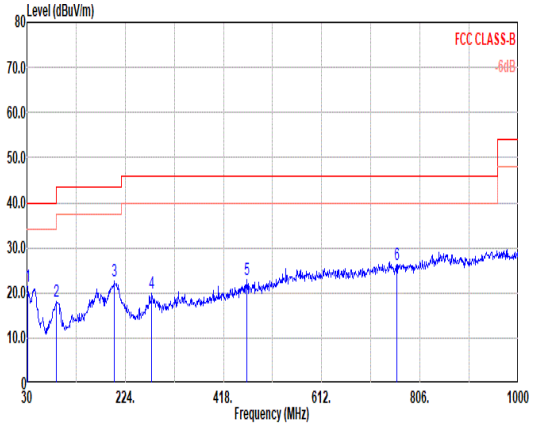

	Freq	Level	Limit Line	Margin	Read Level	Ant Factor	Cable Loss	Preamp Factor	APos	TPos	Remark
	MHz	dBuV/m	dBuV/m	dB	dBuV	dB/m	dB	dB	cm	deg	
1	30.97	21.08	40.00	-18.92	41.09	18.84	1.03	39.88	---	---	Peak
2	92.08	17.38	43.50	-26.12	41.83	13.85	1.75	40.05	---	---	Peak
3	207.51	25.69	43.50	-17.81	46.51	16.56	2.61	39.99	---	---	Peak
4	338.46	24.14	46.00	-21.86	39.95	20.75	3.31	39.87	---	---	Peak
5	487.84	21.97	46.00	-24.03	34.07	23.63	3.98	39.71	---	---	Peak
6	777.87	28.36	46.00	-17.64	34.81	28.03	5.01	39.49	---	---	Peak

	Freq	Level	Limit Line	Margin	Read Level	Ant Factor	Cable Loss	Preamp Factor	APos	TPos	Remark
	MHz	dBuV/m	dBuV/m	dB	dBuV	dB/m	dB	dB	cm	deg	
1	30.97	21.39	40.00	-18.61	41.40	18.84	1.03	39.88	---	---	Peak
2	88.20	18.10	43.50	-25.40	42.32	14.11	1.71	40.04	---	---	Peak
3	202.66	22.70	43.50	-20.80	43.65	16.45	2.59	39.99	---	---	Peak
4	276.38	19.93	46.00	-26.07	37.70	19.18	3.00	39.95	---	---	Peak
5	464.56	22.91	46.00	-23.09	35.36	23.39	3.88	39.72	---	---	Peak
6	760.41	26.34	46.00	-19.66	32.93	27.96	4.96	39.51	---	---	Peak

Mode	22	
	Band Edge	
	2400-2483.5_802.11g_CH02_2417MHz	
ANT	22	
Pol.	Horizontal	Fundamental
Peak	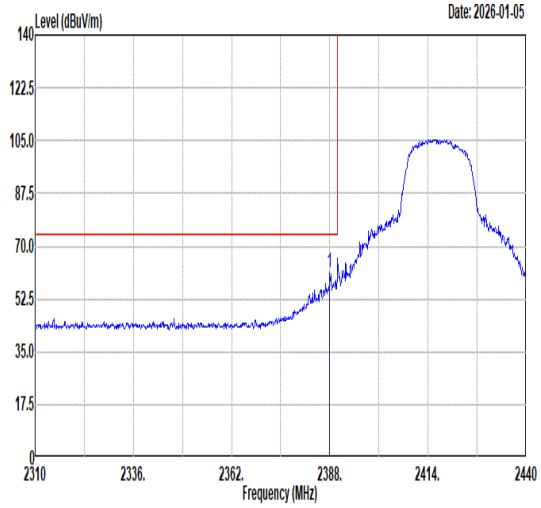 Freq Level Limit Line Margin (dB) Read Level Ant Factor Cable Loss Preamp Factor APos TPos Remark MHz dBuV/m dBuV/m dBuV dB/m dB dB cm deg 1 2388.00 61.15 74.00 -12.85 56.52 30.41 6.86 32.64 301 40 PEAK	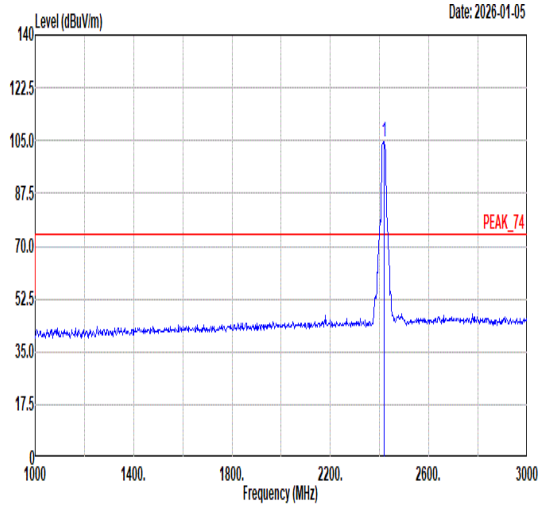 Freq Level Limit Line Margin (dB) Read Level Ant Factor Cable Loss Preamp Factor APos TPos Remark MHz dBuV/m dBuV/m dBuV dB/m dB dB cm deg 1 2417.00 104.82 ------ ------ 100.12 30.43 6.90 32.63 301 40 PEAK
Avg	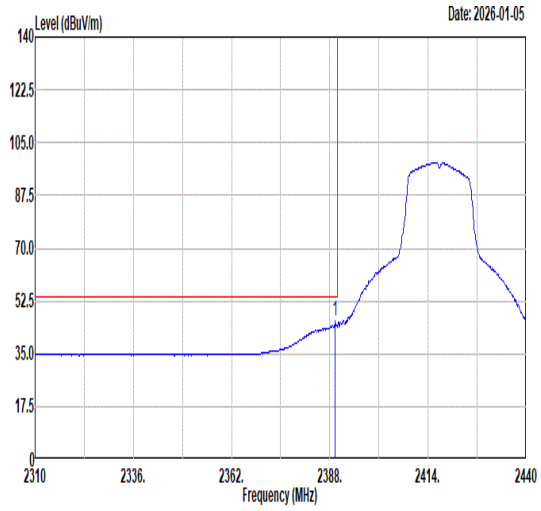 Freq Level Limit Line Margin (dB) Read Level Ant Factor Cable Loss Preamp Factor APos TPos Remark MHz dBuV/m dBuV/m dBuV dB/m dB dB cm deg 1 2389.43 45.85 54.00 -8.15 41.21 30.41 6.87 32.64 301 40 AVERAGE	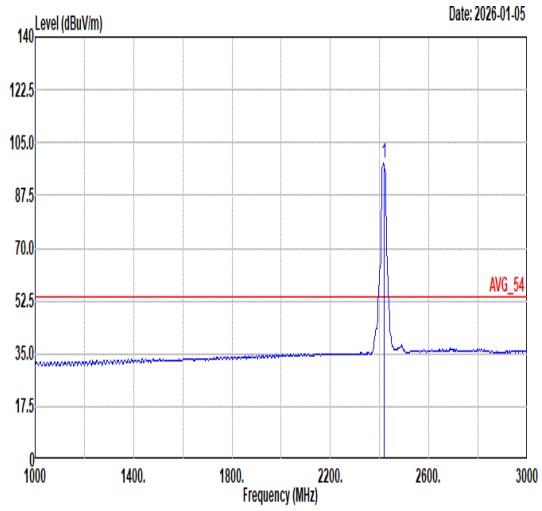 Freq Level Limit Line Margin (dB) Read Level Ant Factor Cable Loss Preamp Factor APos TPos Remark MHz dBuV/m dBuV/m dBuV dB/m dB dB cm deg 1 2417.00 98.25 ------ ------ 93.55 30.43 6.90 32.63 301 40 AVERAGE

Mode	22	
	Band Edge	
	2400-2483.5_802.11g_CH02_2417MHz	
ANT	22	
Pol.	Vertical	Fundamental
Peak	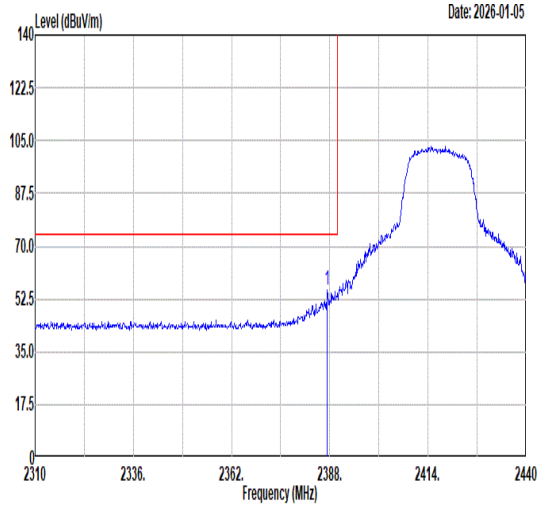 Freq Level Limit Line Margin (dB) Read Level Ant Factor Cable Loss Preamp Factor APos TPos Remark MHz dBuV/m dBuV/m dBuV dB/m dB dB cm deg 1 2387.35 55.72 74.00 -18.28 51.10 30.41 6.86 32.65 372 121 PEAK	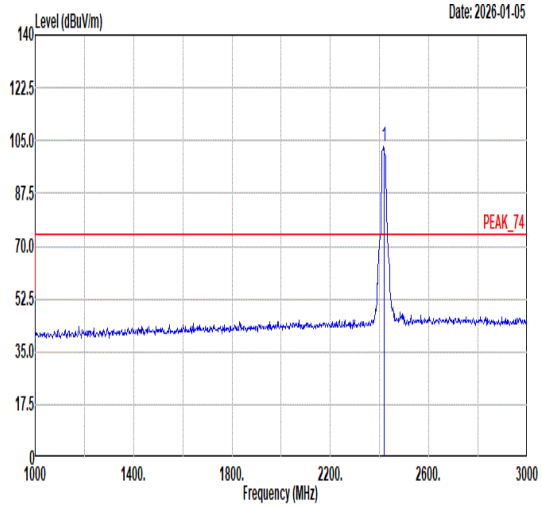 Freq Level Limit Line Margin (dB) Read Level Ant Factor Cable Loss Preamp Factor APos TPos Remark MHz dBuV/m dBuV/m dBuV dB/m dB dB cm deg 1 2417.00 102.77 ------ ------ 98.07 30.43 6.90 32.63 372 121 PEAK
Avg	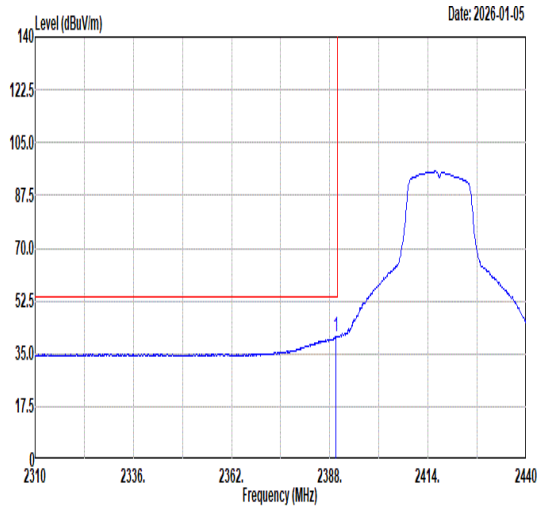 Freq Level Limit Line Margin (dB) Read Level Ant Factor Cable Loss Preamp Factor APos TPos Remark MHz dBuV/m dBuV/m dBuV dB/m dB dB cm deg 1 2389.56 40.71 54.00 -13.29 36.07 30.41 6.87 32.64 372 121 AVERAGE	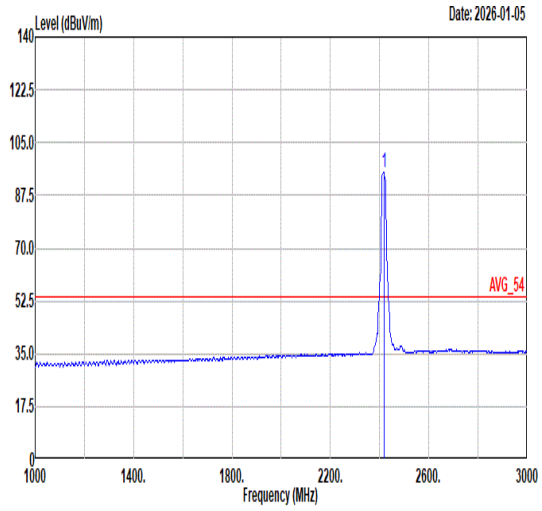 Freq Level Limit Line Margin (dB) Read Level Ant Factor Cable Loss Preamp Factor APos TPos Remark MHz dBuV/m dBuV/m dBuV dB/m dB dB cm deg 1 2417.00 95.21 ------ ------ 90.51 30.43 6.90 32.63 372 121 AVERAGE

Mode	23	
	Band Edge	
	2400-2483.5_802.11g_CH10_2457MHz	
ANT	22	
Pol.	Horizontal	Fundamental
Peak	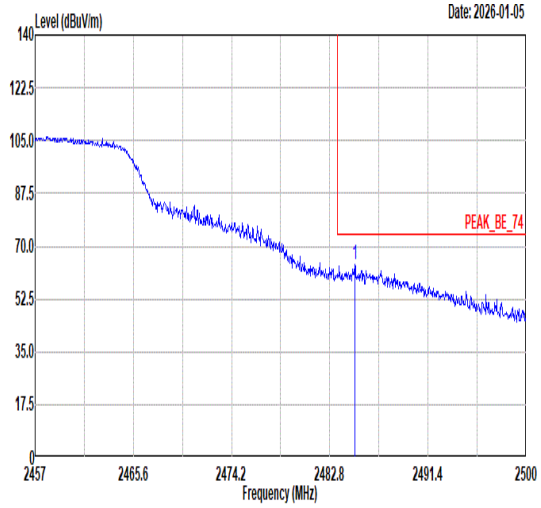 Freq Level Limit Line Margin (dB) Read Level Ant Factor Cable Loss Preamp Factor APos TPos Remark MHz dBuV/m dBuV/m dBuV dB/m dB dB cm deg 1 2484.99 63.71 74.00 -10.29 58.85 30.49 6.98 32.61 312 40 PEAK	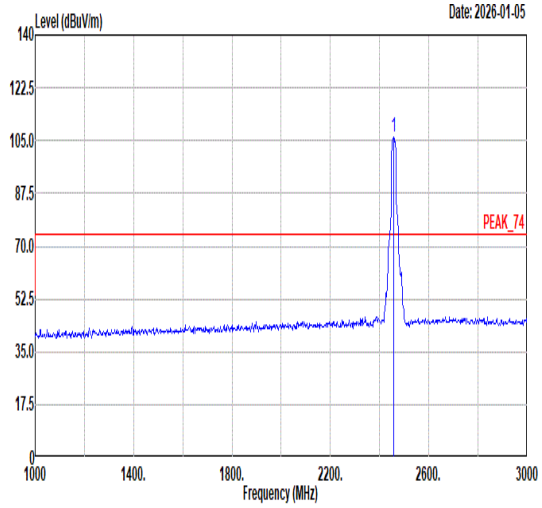 Freq Level Limit Line Margin (dB) Read Level Ant Factor Cable Loss Preamp Factor APos TPos Remark MHz dBuV/m dBuV/m dBuV dB/m dB dB cm deg 1 2457.00 106.01 ------ ------ 101.23 30.46 6.94 32.62 312 40 PEAK
Avg	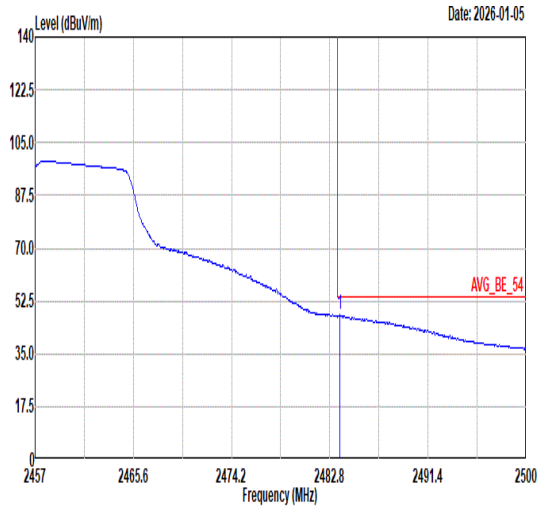 Freq Level Limit Line Margin (dB) Read Level Ant Factor Cable Loss Preamp Factor APos TPos Remark MHz dBuV/m dBuV/m dBuV dB/m dB dB cm deg 1 2483.66 47.92 54.00 -6.08 43.06 30.49 6.98 32.61 312 40 AVERAGE	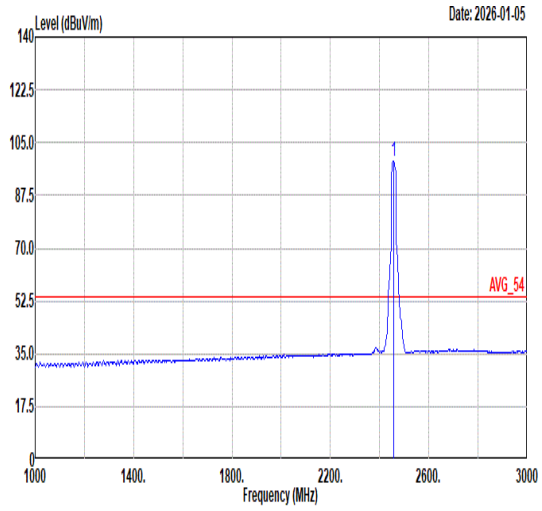 Freq Level Limit Line Margin (dB) Read Level Ant Factor Cable Loss Preamp Factor APos TPos Remark MHz dBuV/m dBuV/m dBuV dB/m dB dB cm deg 1 2457.00 98.97 ------ ------ 94.19 30.46 6.94 32.62 312 40 AVERAGE

Mode	23	
	Band Edge	
	2400-2483.5_802.11g_CH10_2457MHz	
ANT	22	
Pol.	Vertical	Fundamental
Peak	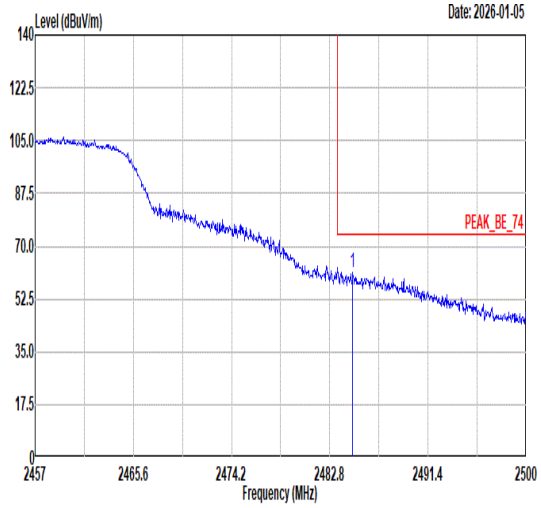 Freq Level Limit Line Margin (dB) Read Level Ant Factor Cable Loss Preamp Factor APos TPos Remark MHz dBuV/m dBuV/m dBuV dB/m dB dB cm deg 1 2484.82 61.53 74.00 -12.47 56.67 30.49 6.98 32.61 213 87 PEAK	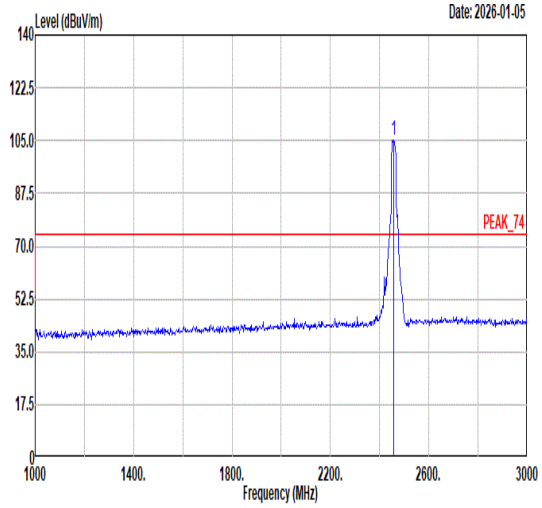 Freq Level Limit Line Margin (dB) Read Level Ant Factor Cable Loss Preamp Factor APos TPos Remark MHz dBuV/m dBuV/m dBuV dB/m dB dB cm deg 1 2457.00 105.21 ------ ------ 100.43 30.46 6.94 32.62 213 87 PEAK
Avg	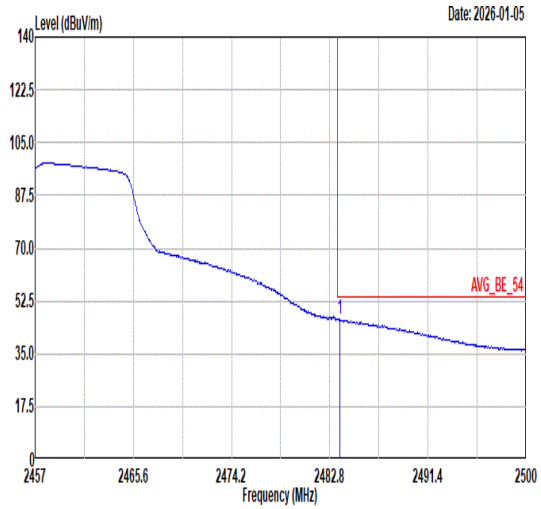 Freq Level Limit Line Margin (dB) Read Level Ant Factor Cable Loss Preamp Factor APos TPos Remark MHz dBuV/m dBuV/m dBuV dB/m dB dB cm deg 1 2483.70 46.41 54.00 -7.59 41.55 30.49 6.98 32.61 213 87 AVERAGE	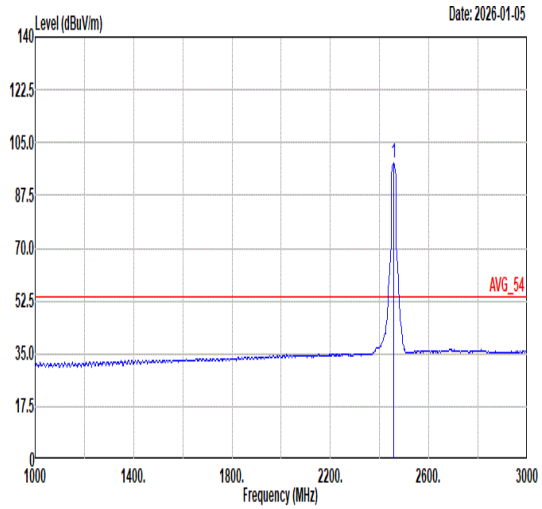 Freq Level Limit Line Margin (dB) Read Level Ant Factor Cable Loss Preamp Factor APos TPos Remark MHz dBuV/m dBuV/m dBuV dB/m dB dB cm deg 1 2457.00 98.25 ------ ------ 93.47 30.46 6.94 32.62 213 87 AVERAGE

Mode	24	
	Band Edge	
	2400-2483.5_802.11n HT20_CH02_2417MHz	
ANT	22	
Pol.	Horizontal	Fundamental
Peak	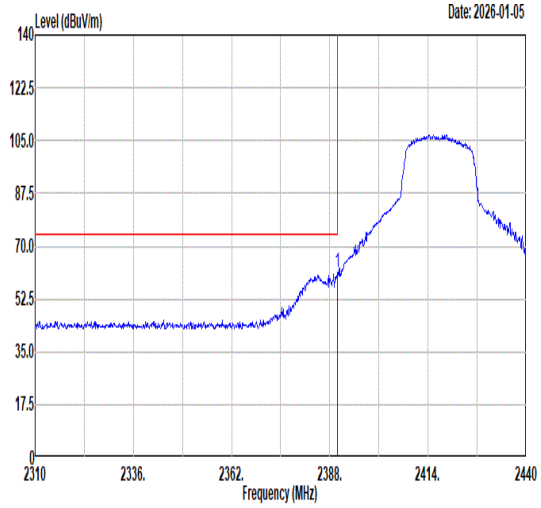 Freq Level Limit Line Margin (dB) Read Level Ant Factor Cable Loss Preamp Factor APos TPos Remark MHz dBuV/m dBuV/m dBuV dB/m dB dB cm deg 1 2389.95 61.36 74.00 -12.64 56.72 30.41 6.87 32.64 215 29 PEAK	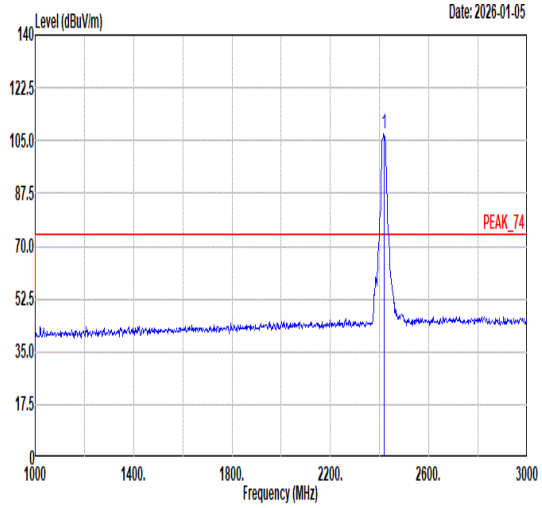 Freq Level Limit Line Margin (dB) Read Level Ant Factor Cable Loss Preamp Factor APos TPos Remark MHz dBuV/m dBuV/m dBuV dB/m dB dB cm deg 1 2417.00 106.99 ------ ------ 102.29 30.43 6.90 32.63 215 29 PEAK
Avg	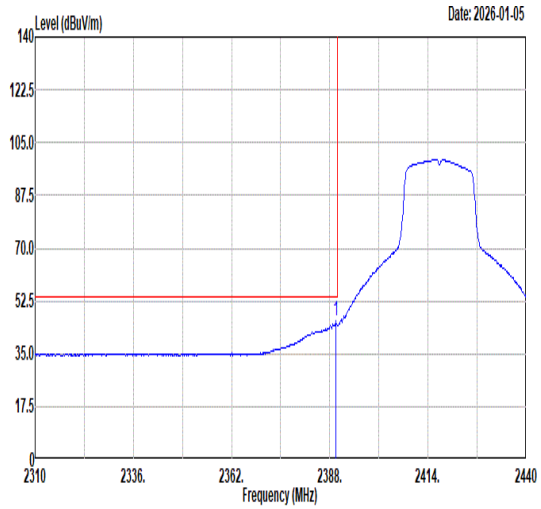 Freq Level Limit Line Margin (dB) Read Level Ant Factor Cable Loss Preamp Factor APos TPos Remark MHz dBuV/m dBuV/m dBuV dB/m dB dB cm deg 1 2389.56 45.94 54.00 -8.06 41.30 30.41 6.87 32.64 215 29 AVERAGE	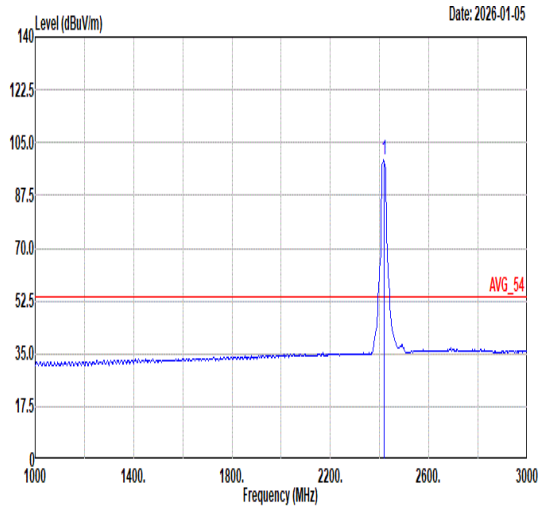 Freq Level Limit Line Margin (dB) Read Level Ant Factor Cable Loss Preamp Factor APos TPos Remark MHz dBuV/m dBuV/m dBuV dB/m dB dB cm deg 1 2417.00 99.27 ------ ------ 94.57 30.43 6.90 32.63 215 29 AVERAGE

Mode	24	
	Band Edge	
	2400-2483.5_802.11n HT20_CH02_2417MHz	
ANT	22	
Pol.	Vertical	Fundamental
Peak	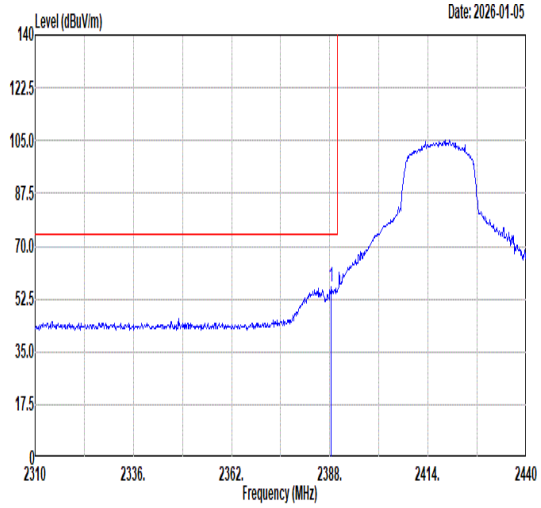 Freq Level Limit Line Margin (dB) Read Level Ant Factor Cable Loss Preamp Factor APos TPos Remark MHz dBuV/m dBuV/m dBuV dB/m dB dB cm deg 1 2388.39 56.62 74.00 -17.38 51.99 30.41 6.86 32.64 208 108 PEAK	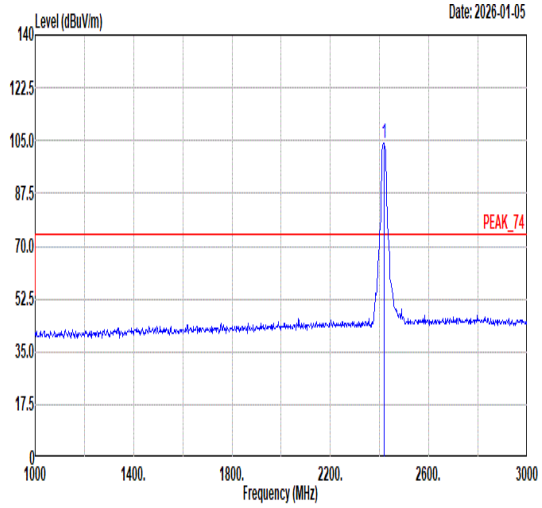 Freq Level Limit Line Margin (dB) Read Level Ant Factor Cable Loss Preamp Factor APos TPos Remark MHz dBuV/m dBuV/m dBuV dB/m dB dB cm deg 1 2417.00 104.33 ------ ------ 99.62 30.44 6.90 32.63 208 108 PEAK
Avg	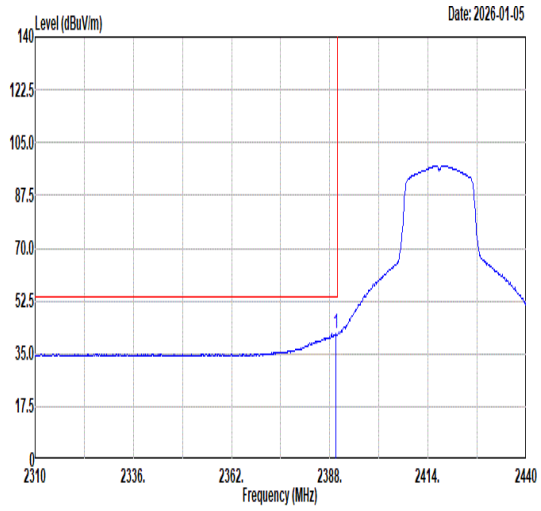 Freq Level Limit Line Margin (dB) Read Level Ant Factor Cable Loss Preamp Factor APos TPos Remark MHz dBuV/m dBuV/m dBuV dB/m dB dB cm deg 1 2389.69 41.77 54.00 -12.23 37.13 30.41 6.87 32.64 208 108 AVERAGE	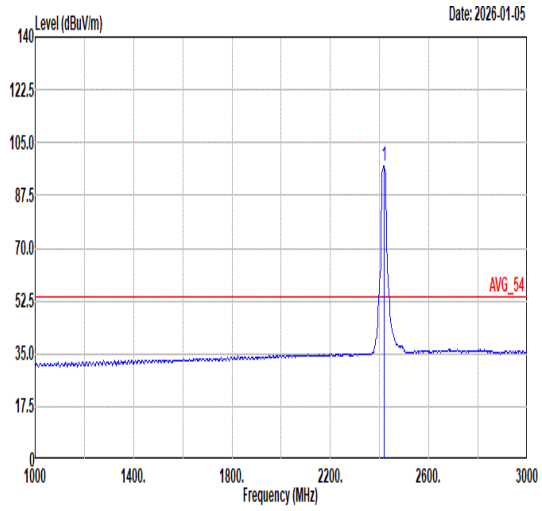 Freq Level Limit Line Margin (dB) Read Level Ant Factor Cable Loss Preamp Factor APos TPos Remark MHz dBuV/m dBuV/m dBuV dB/m dB dB cm deg 1 2417.00 97.39 ------ ------ 92.69 30.43 6.90 32.63 208 108 AVERAGE

Mode	25	
	Band Edge	
	2400-2483.5_802.11n HT20_CH10_2457MHz	
ANT	22	
Pol.	Horizontal	Fundamental
Peak	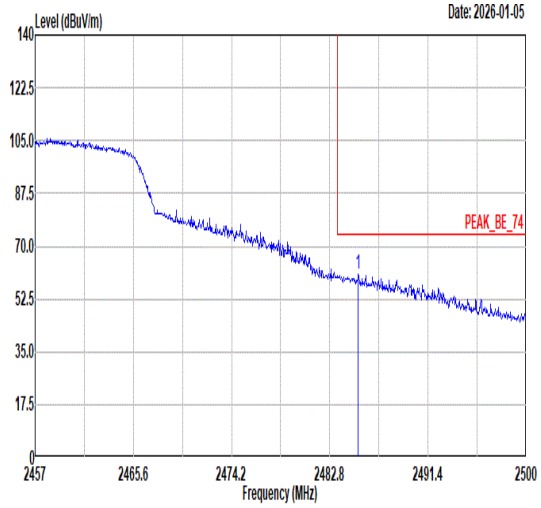 Freq Level Limit Line Margin (dB) Read Level Ant Factor Cable Loss Preamp Factor APos TPos Remark MHz dBuV/m dBuV/m dBuV dB/m dB dB cm deg 1 2485.29 60.69 74.00 -13.31 55.83 30.49 6.98 32.61 227 31 PEAK	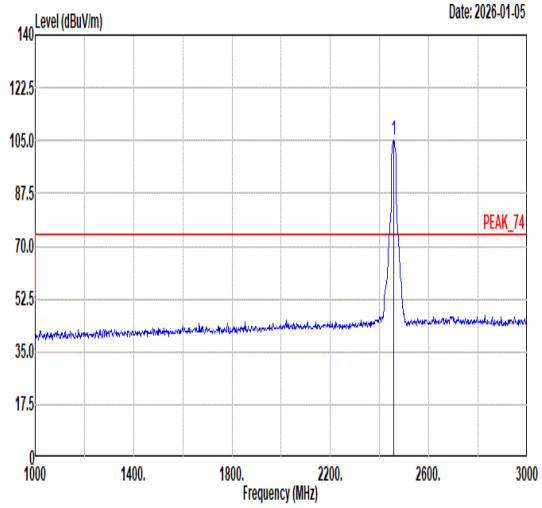 Freq Level Limit Line Margin (dB) Read Level Ant Factor Cable Loss Preamp Factor APos TPos Remark MHz dBuV/m dBuV/m dBuV dB/m dB dB cm deg 1 2457.00 105.00 ------ ------ 100.20 30.47 6.95 32.62 227 31 PEAK
Avg	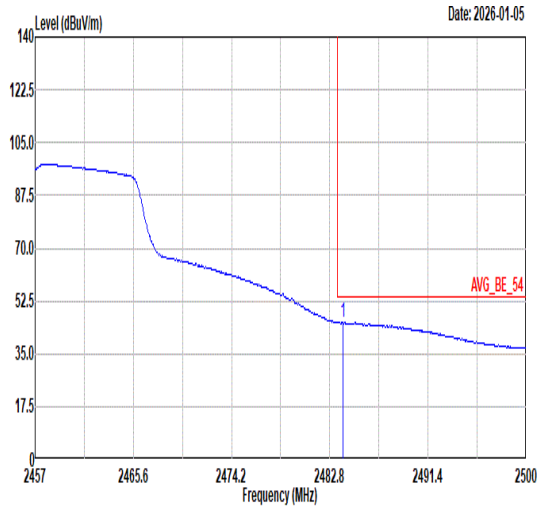 Freq Level Limit Line Margin (dB) Read Level Ant Factor Cable Loss Preamp Factor APos TPos Remark MHz dBuV/m dBuV/m dBuV dB/m dB dB cm deg 1 2483.96 45.54 54.00 -8.46 40.68 30.49 6.98 32.61 227 31 AVERAGE	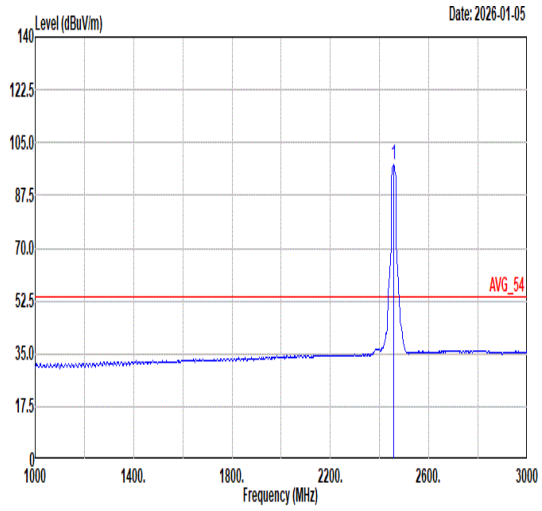 Freq Level Limit Line Margin (dB) Read Level Ant Factor Cable Loss Preamp Factor APos TPos Remark MHz dBuV/m dBuV/m dBuV dB/m dB dB cm deg 1 2457.00 97.78 ------ ------ 92.98 30.47 6.95 32.62 227 31 AVERAGE

Mode	25	
	Band Edge	
	2400-2483.5_802.11n HT20_CH10_2457MHz	
ANT	22	
Pol.	Vertical	Fundamental
Peak	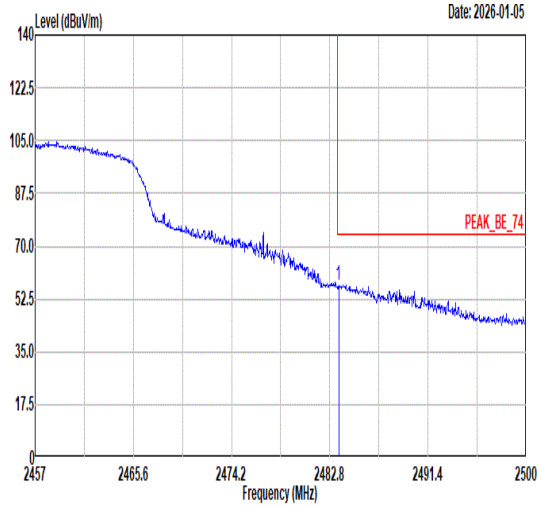 Freq Level Limit Line Margin (dB) Read Level Ant Factor Cable Loss Preamp Factor APos TPos Remark MHz dBuV/m dBuV/m dBuV dB/m dB dB cm deg 1 2483.57 57.21 74.00 -16.79 52.35 30.49 6.98 32.61 228 110 PEAK	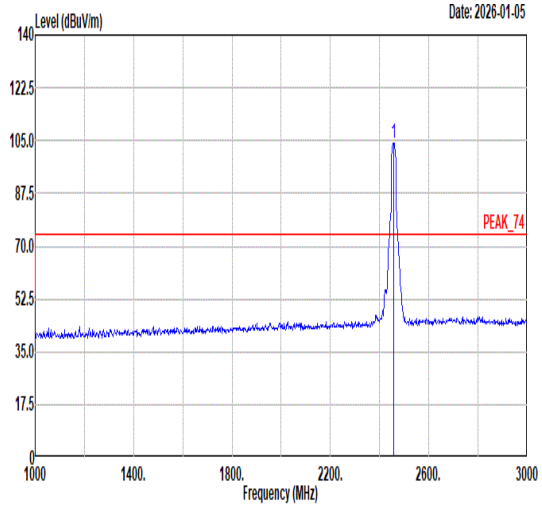 Freq Level Limit Line Margin (dB) Read Level Ant Factor Cable Loss Preamp Factor APos TPos Remark MHz dBuV/m dBuV/m dBuV dB/m dB dB cm deg 1 2457.00 104.10 ------ ------ 99.32 30.46 6.94 32.62 228 110 PEAK
Avg	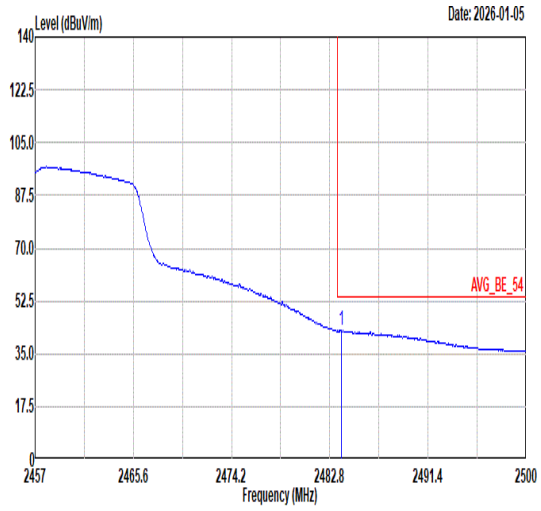 Freq Level Limit Line Margin (dB) Read Level Ant Factor Cable Loss Preamp Factor APos TPos Remark MHz dBuV/m dBuV/m dBuV dB/m dB dB cm deg 1 2483.83 42.77 54.00 -11.23 37.91 30.49 6.98 32.61 228 110 AVERAGE	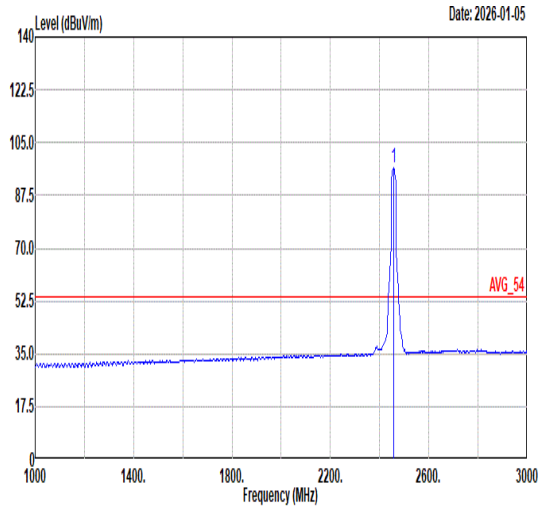 Freq Level Limit Line Margin (dB) Read Level Ant Factor Cable Loss Preamp Factor APos TPos Remark MHz dBuV/m dBuV/m dBuV dB/m dB dB cm deg 1 2457.00 96.81 ------ ------ 92.01 30.47 6.95 32.62 228 110 AVERAGE

Mode	26	
	Band Edge - L	
	2400-2483.5_802.11n HT40_CH04_2427MHz	
ANT	22	
Pol.	Horizontal	Fundamental
Peak	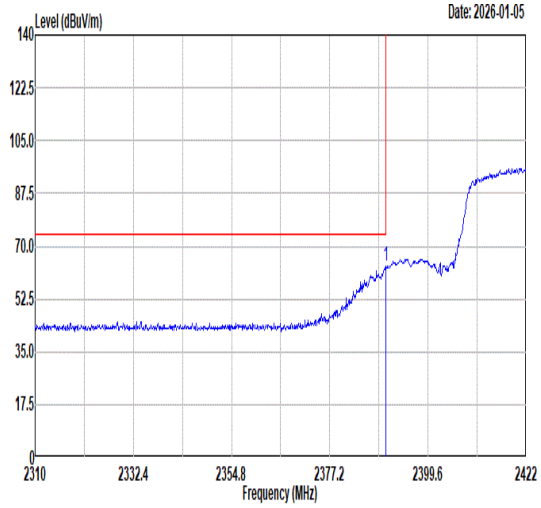 Freq Level Limit Line Margin (dB) Read Level Ant Factor Cable Loss Preamp Factor APos TPos Remark MHz dBuV/m dBuV/m dBuV dB/m dB dB cm deg 1 2389.97 63.53 74.00 -10.47 58.89 30.41 6.87 32.64 337 26 PEAK	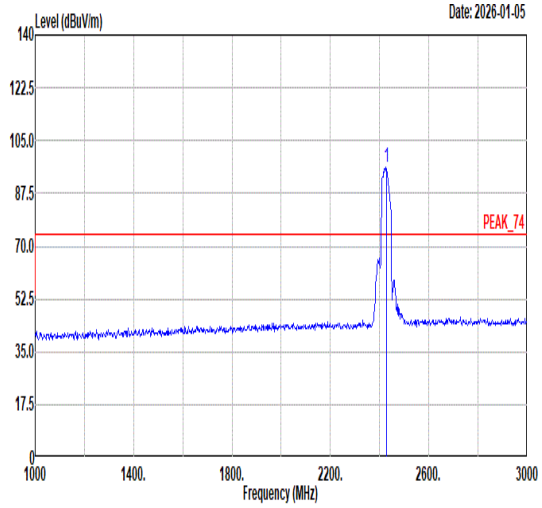 Freq Level Limit Line Margin (dB) Read Level Ant Factor Cable Loss Preamp Factor APos TPos Remark MHz dBuV/m dBuV/m dBuV dB/m dB dB cm deg 1 2427.00 96.41 ------ ------ 91.69 30.44 6.91 32.63 337 26 PEAK
Avg	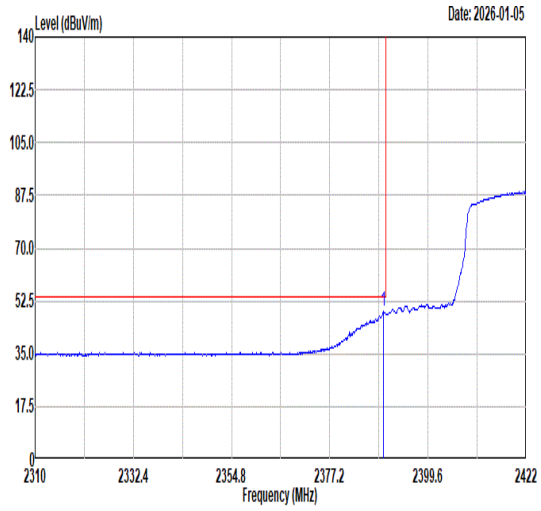 Freq Level Limit Line Margin (dB) Read Level Ant Factor Cable Loss Preamp Factor APos TPos Remark MHz dBuV/m dBuV/m dBuV dB/m dB dB cm deg 1 2389.41 48.99 54.00 -5.01 44.35 30.41 6.87 32.64 337 26 AVERAGE	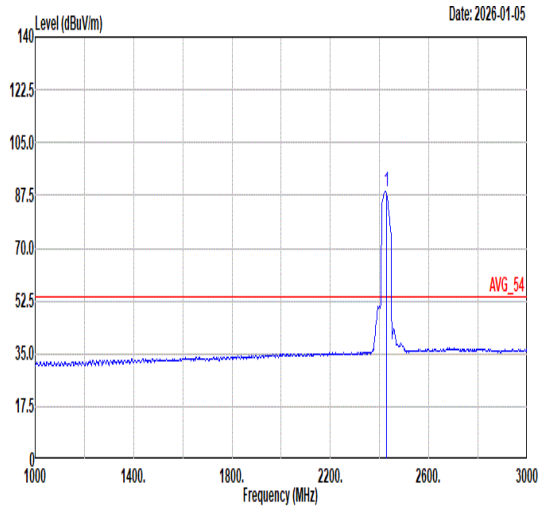 Freq Level Limit Line Margin (dB) Read Level Ant Factor Cable Loss Preamp Factor APos TPos Remark MHz dBuV/m dBuV/m dBuV dB/m dB dB cm deg 1 2427.00 88.69 ------ ------ 83.97 30.44 6.91 32.63 337 26 AVERAGE

Mode	26	
	Band Edge - R	
	2400-2483.5_802.11n HT40_CH04_2427MHz	
ANT	22	
Pol.	Horizontal	Fundamental
Peak	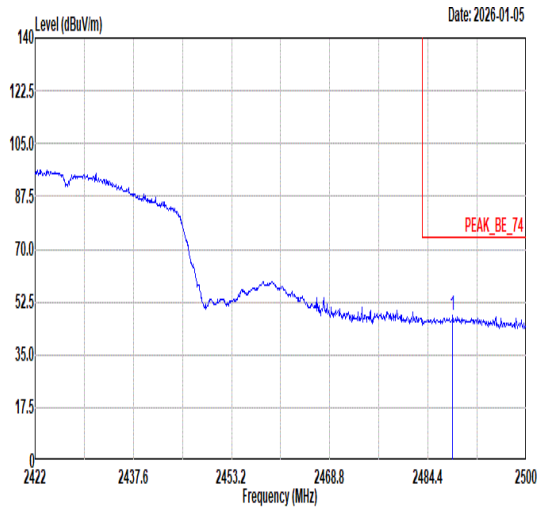 Freq Level Limit Line Margin (dB) Read Level Ant Factor Cable Loss Preamp Factor APos TPos Remark MHz dBuV/m dBuV/m dBuV dB/m dB dB cm deg 1 2488.30 47.85 74.00 -26.15 42.98 30.49 6.98 32.60 337 26 PEAK	Blank
Avg	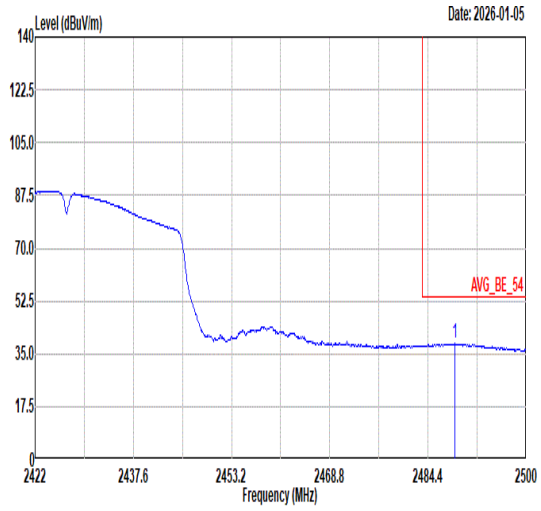 Freq Level Limit Line Margin (dB) Read Level Ant Factor Cable Loss Preamp Factor APos TPos Remark MHz dBuV/m dBuV/m dBuV dB/m dB dB cm deg 1 2488.69 38.31 54.00 -15.69 33.44 30.49 6.98 32.60 337 26 AVERAGE	Blank

Mode	26	
	Band Edge - L	
	2400-2483.5_802.11n HT40_CH04_2427MHz	
ANT	22	
Pol.	Vertical	Fundamental
Peak	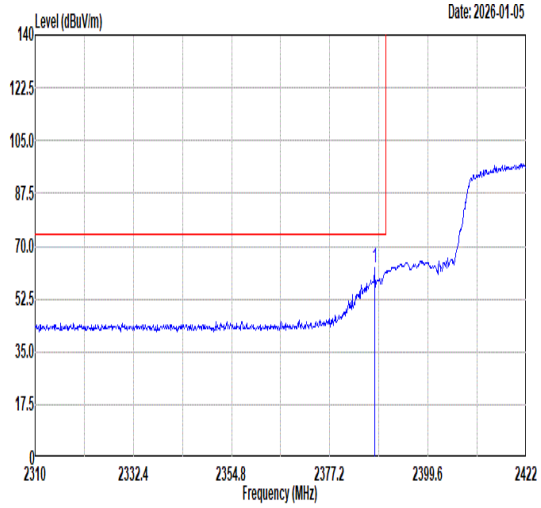 Freq Level Limit Line Margin (dB) Read Level Ant Factor Cable Loss Preamp Factor APos TPos Remark MHz dBuV/m dBuV/m dBuV dB/m dB dB cm deg 1 2387.39 62.74 74.00 -11.26 58.12 30.41 6.86 32.65 223 90 PEAK	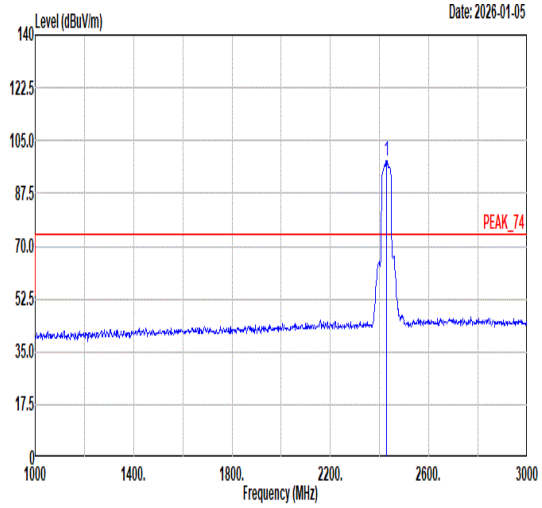 Freq Level Limit Line Margin (dB) Read Level Ant Factor Cable Loss Preamp Factor APos TPos Remark MHz dBuV/m dBuV/m dBuV dB/m dB dB cm deg 1 2427.00 98.22 ------ ------ 93.50 30.44 6.91 32.63 223 90 PEAK
Avg	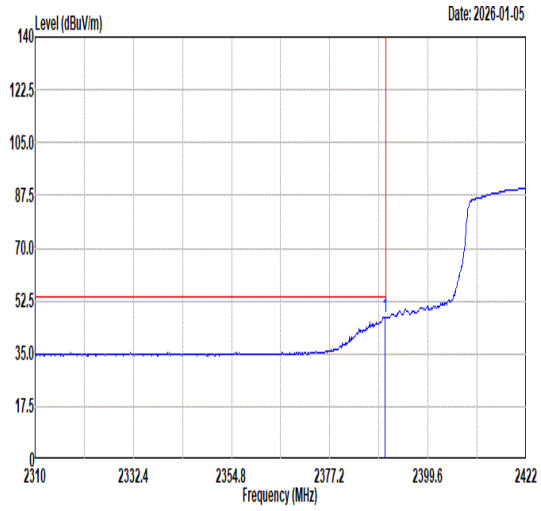 Freq Level Limit Line Margin (dB) Read Level Ant Factor Cable Loss Preamp Factor APos TPos Remark MHz dBuV/m dBuV/m dBuV dB/m dB dB cm deg 1 2389.74 47.23 54.00 -6.77 42.59 30.41 6.87 32.64 223 90 AVERAGE	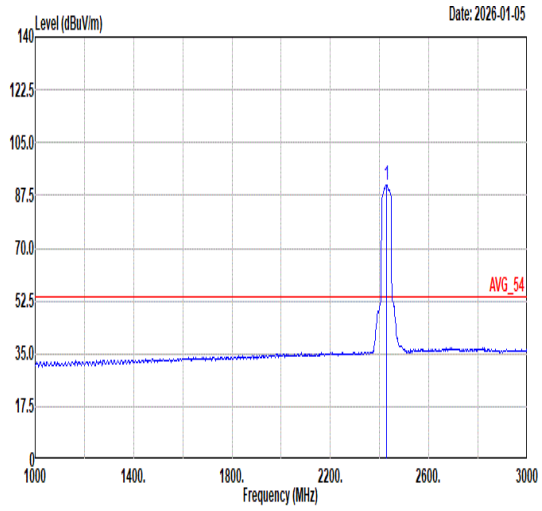 Freq Level Limit Line Margin (dB) Read Level Ant Factor Cable Loss Preamp Factor APos TPos Remark MHz dBuV/m dBuV/m dBuV dB/m dB dB cm deg 1 2427.00 91.10 ------ ------ 86.38 30.44 6.91 32.63 223 90 AVERAGE

Mode	26	
	Band Edge - R	
	2400-2483.5_802.11n HT40_CH04_2427MHz	
ANT	22	
Pol.	Vertical	Fundamental
Peak	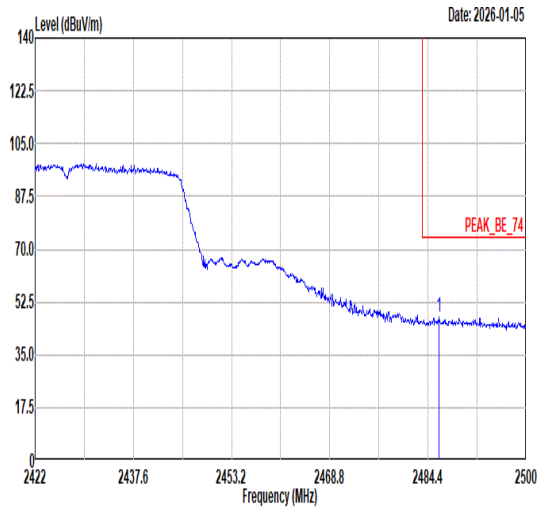 Freq Level Limit Line Margin (dB) Read Level Ant Factor Cable Loss Preamp Factor APos TPos Remark MHz dBuV/m dBuV/m dBuV dB/m dB dB cm deg 1 2486.19 47.36 74.00 -26.64 42.50 30.49 6.98 32.61 223 90 PEAK	Blank
Avg	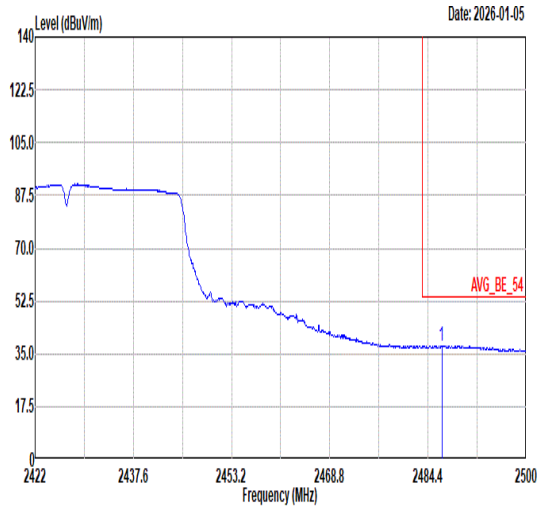 Freq Level Limit Line Margin (dB) Read Level Ant Factor Cable Loss Preamp Factor APos TPos Remark MHz dBuV/m dBuV/m dBuV dB/m dB dB cm deg 1 2486.58 37.65 54.00 -16.35 32.79 30.49 6.98 32.61 223 90 AVERAGE	Blank

Mode	27	
	Band Edge - L	
	2400-2483.5_802.11n HT40_CH05_2432MHz	
ANT	22	
Pol.	Horizontal	Fundamental
Peak	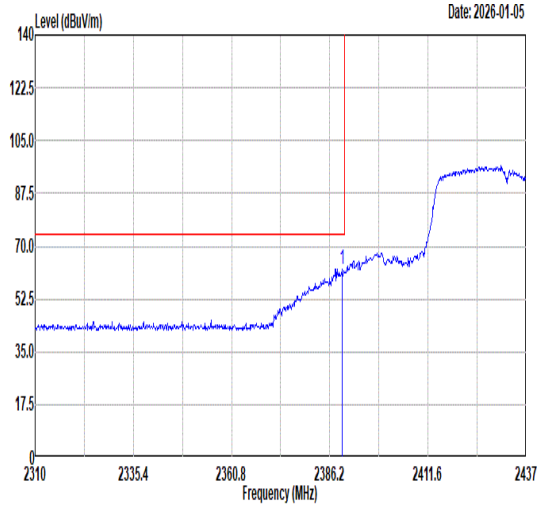 Freq Level Limit Line Margin (dB) Read Level Ant Factor Cable Loss Preamp Factor APos TPos Remark MHz dBuV/m dBuV/m dBuV dB/m dB dB cm deg 1 2389.38 62.56 74.00 -11.44 57.92 30.41 6.87 32.64 337 38 PEAK	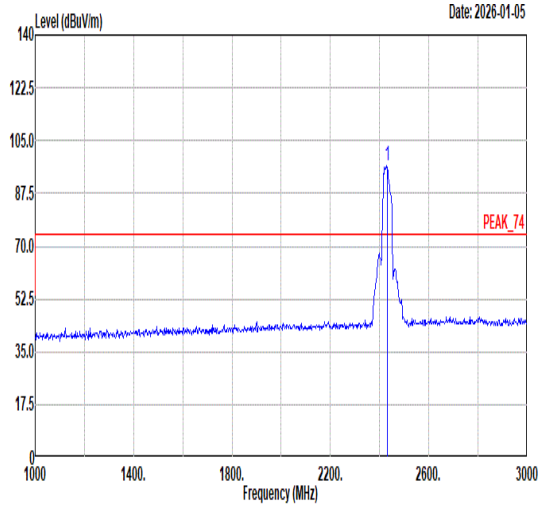 Freq Level Limit Line Margin (dB) Read Level Ant Factor Cable Loss Preamp Factor APos TPos Remark MHz dBuV/m dBuV/m dBuV dB/m dB dB cm deg 1 2432.00 96.85 ------ ------ 92.13 30.44 6.91 32.63 337 38 PEAK
Avg	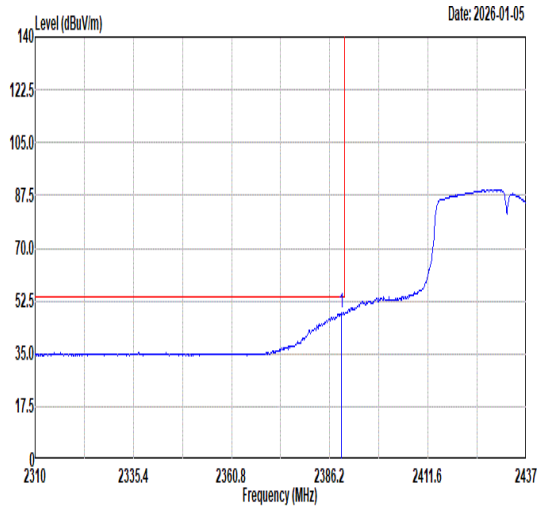 Freq Level Limit Line Margin (dB) Read Level Ant Factor Cable Loss Preamp Factor APos TPos Remark MHz dBuV/m dBuV/m dBuV dB/m dB dB cm deg 1 2389.25 48.79 54.00 -5.21 44.16 30.41 6.86 32.64 337 38 AVERAGE	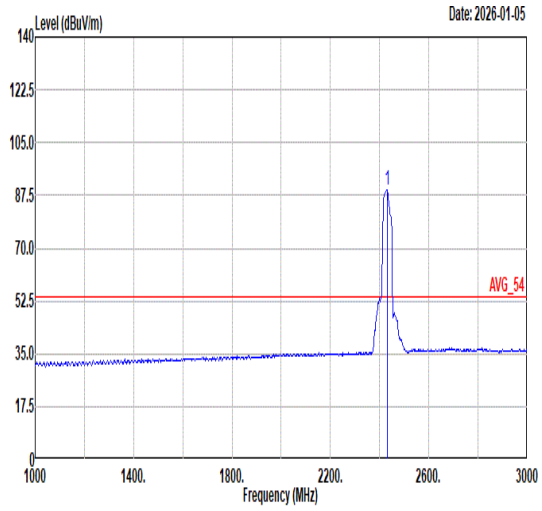 Freq Level Limit Line Margin (dB) Read Level Ant Factor Cable Loss Preamp Factor APos TPos Remark MHz dBuV/m dBuV/m dBuV dB/m dB dB cm deg 1 2432.00 89.14 ------ ------ 84.42 30.44 6.91 32.63 337 38 AVERAGE

Mode	27	
	Band Edge - R	
	2400-2483.5_802.11n HT40_CH05_2432MHz	
ANT	22	
Pol.	Horizontal	Fundamental
Peak	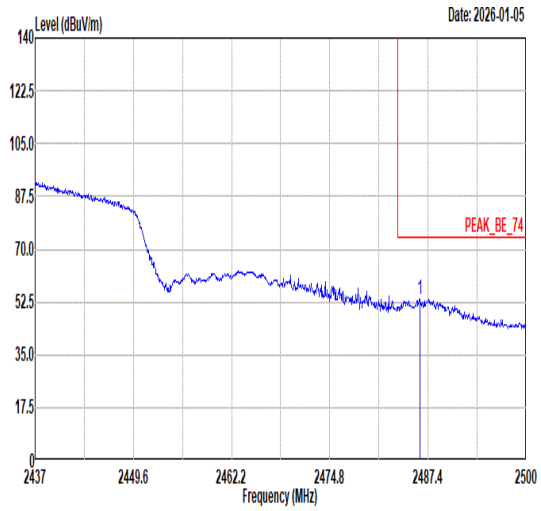 Freq Level Limit Line Margin (dB) Read Level Ant Factor Cable Loss Preamp Factor APos TPos Remark MHz dBuV/m dBuV/m dBuV dB/m dB dB cm deg 1 2486.33 53.40 74.00 -20.60 48.54 30.49 6.98 32.61 337 38 PEAK	Blank
Avg	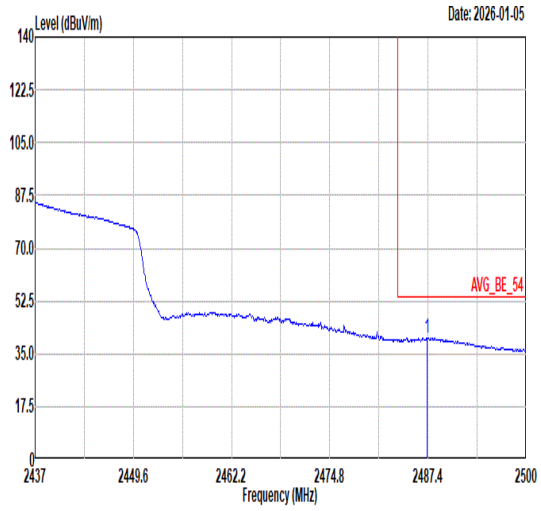 Freq Level Limit Line Margin (dB) Read Level Ant Factor Cable Loss Preamp Factor APos TPos Remark MHz dBuV/m dBuV/m dBuV dB/m dB dB cm deg 1 2487.27 40.35 54.00 -13.65 35.49 30.49 6.98 32.61 337 38 AVERAGE	Blank

Mode	27	
	Band Edge - L	
	2400-2483.5_802.11n HT40_CH05_2432MHz	
ANT	22	
Pol.	Vertical	Fundamental
Peak	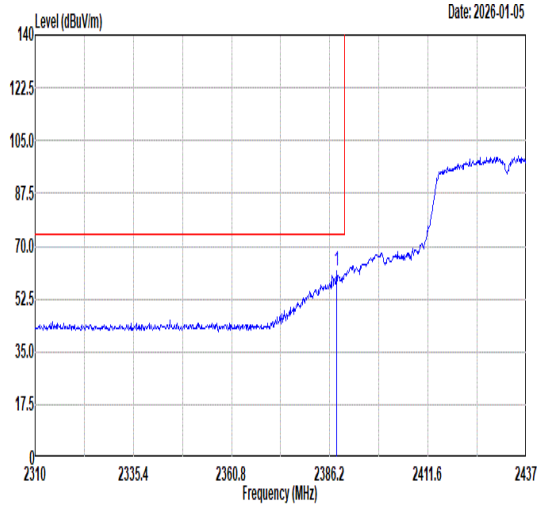 Freq Level Limit Line Margin (dB) Read Level Ant Factor Cable Loss Preamp Factor APos TPos Remark MHz dBuV/m dBuV/m dBuV dB/m dB dB cm deg 1 2387.98 61.61 74.00 -12.39 56.98 30.41 6.86 32.64 222 92 PEAK	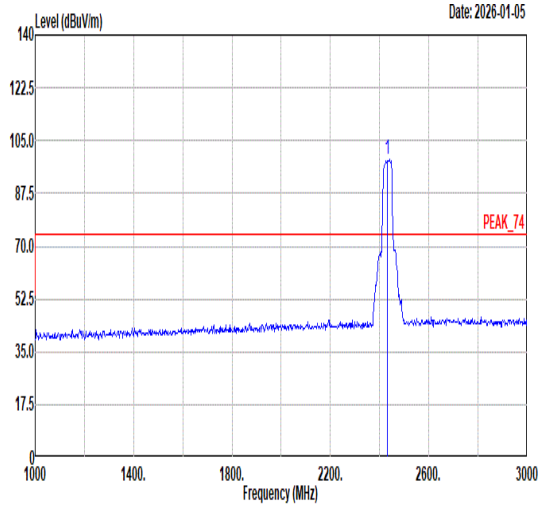 Freq Level Limit Line Margin (dB) Read Level Ant Factor Cable Loss Preamp Factor APos TPos Remark MHz dBuV/m dBuV/m dBuV dB/m dB dB cm deg 1 2432.00 98.84 ------ ------ 94.08 30.45 6.93 32.62 222 92 PEAK
Avg	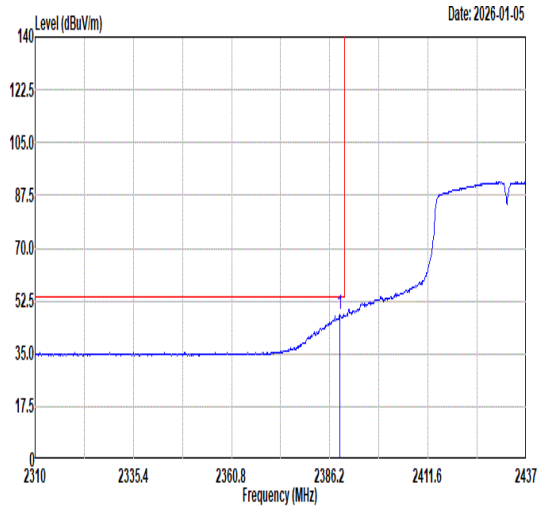 Freq Level Limit Line Margin (dB) Read Level Ant Factor Cable Loss Preamp Factor APos TPos Remark MHz dBuV/m dBuV/m dBuV dB/m dB dB cm deg 1 2388.74 48.29 54.00 -5.71 43.66 30.41 6.86 32.64 222 92 AVERAGE	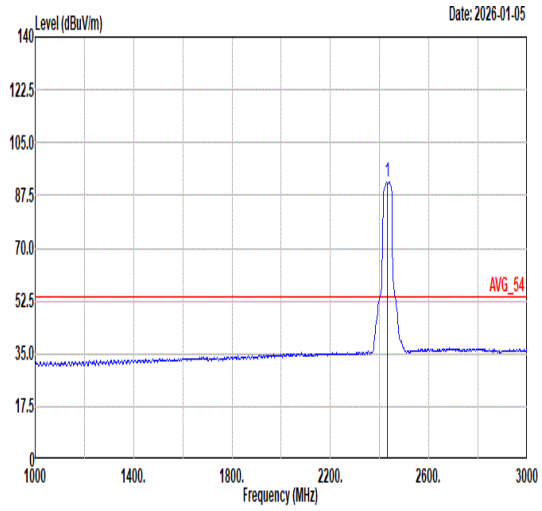 Freq Level Limit Line Margin (dB) Read Level Ant Factor Cable Loss Preamp Factor APos TPos Remark MHz dBuV/m dBuV/m dBuV dB/m dB dB cm deg 1 2432.00 91.80 ------ ------ 87.05 30.45 6.92 32.62 222 92 AVERAGE

Mode	27	
	Band Edge - R	
	2400-2483.5_802.11n HT40_CH05_2432MHz	
ANT	22	
Pol.	Vertical	Fundamental
Peak	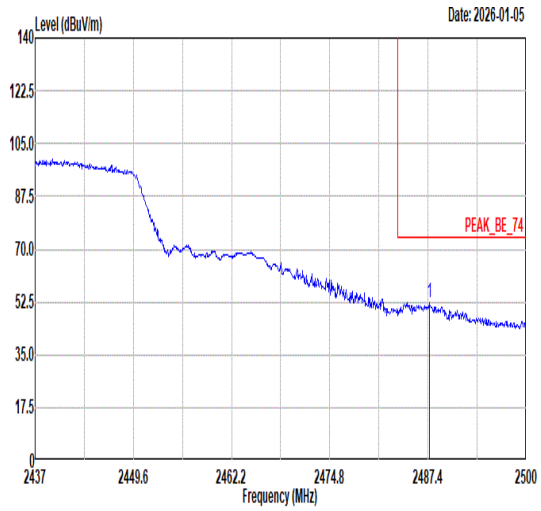 Limit Margin Read Ant Cable Preamp APos TPos Freq Level Line (dB) Level Factor Loss Factor Remark MHz dBuV/m dBuV/m dBuV dB/m dB dB cm deg 1 2487.59 52.49 74.00 -21.51 47.62 30.49 6.98 32.60 222 92 PEAK	Blank
Avg	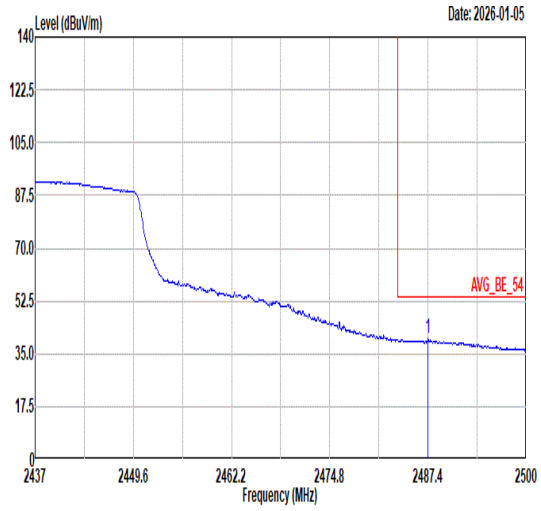 Limit Margin Read Ant Cable Preamp APos TPos Freq Level Line (dB) Level Factor Loss Factor Remark MHz dBuV/m dBuV/m dBuV dB/m dB dB cm deg 1 2487.40 40.13 54.00 -13.87 35.27 30.49 6.98 32.61 222 92 AVERAGE	Blank

Mode	28	
	Band Edge - L	
	2400-2483.5_802.11n HT40_CH08_2447MHz	
ANT	22	
Pol.	Horizontal	Fundamental
Peak	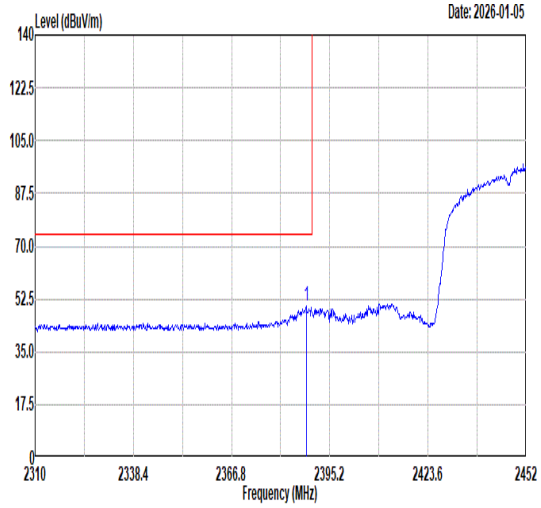 Freq Level Limit Line Margin (dB) Read Level Ant Factor Cable Loss Preamp Factor APos TPos Remark MHz dBuV/m dBuV/m dBuV dB/m dB dB cm deg 1 2388.38 50.12 74.00 -23.88 45.49 30.41 6.86 32.64 383 36 PEAK	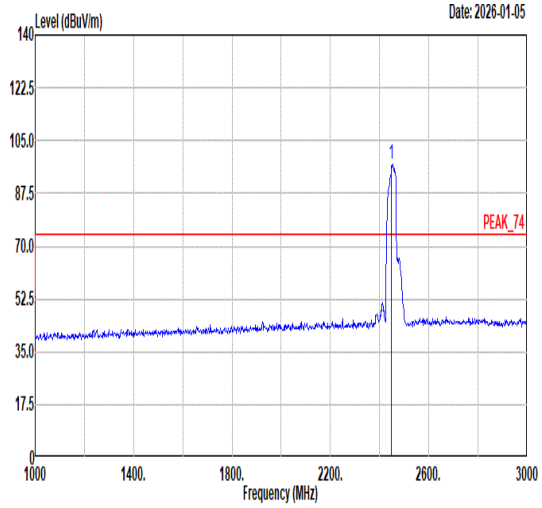 Freq Level Limit Line Margin (dB) Read Level Ant Factor Cable Loss Preamp Factor APos TPos Remark MHz dBuV/m dBuV/m dBuV dB/m dB dB cm deg 1 2447.00 97.17 ------ ------ 92.39 30.46 6.94 32.62 383 36 PEAK
Avg	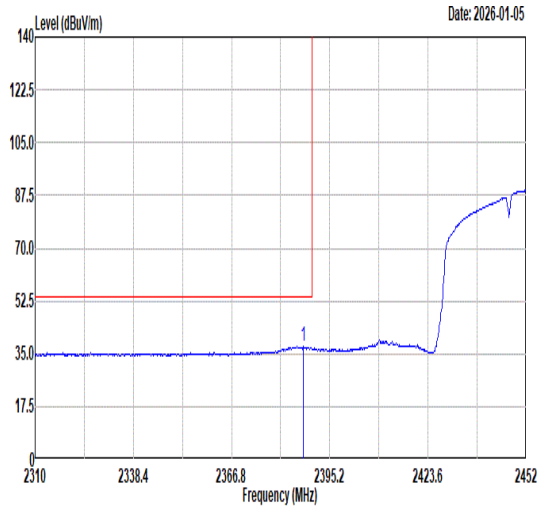 Freq Level Limit Line Margin (dB) Read Level Ant Factor Cable Loss Preamp Factor APos TPos Remark MHz dBuV/m dBuV/m dBuV dB/m dB dB cm deg 1 2387.53 37.36 54.00 -16.64 32.73 30.41 6.86 32.64 383 36 AVERAGE	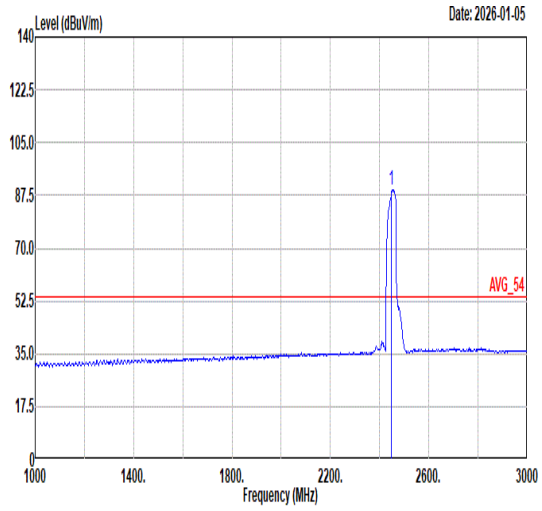 Freq Level Limit Line Margin (dB) Read Level Ant Factor Cable Loss Preamp Factor APos TPos Remark MHz dBuV/m dBuV/m dBuV dB/m dB dB cm deg 1 2447.00 89.39 ------ ------ 84.61 30.46 6.94 32.62 383 36 AVERAGE

Mode	28	
	Band Edge - R	
	2400-2483.5_802.11n HT40_CH08_2447MHz	
ANT	22	
Pol.	Horizontal	Fundamental
Peak	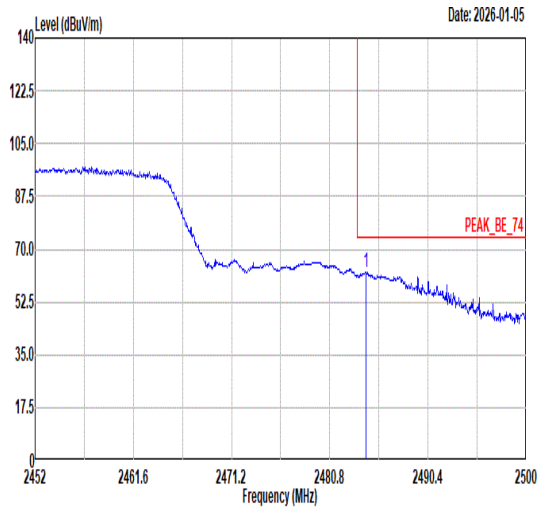 Freq Level Limit Line Margin (dB) Read Level Ant Factor Cable Loss Preamp Factor APos TPos Remark MHz dBuV/m dBuV/m dBuV dB/m dB dB cm deg 1 2484.35 62.17 74.00 -11.83 57.31 30.49 6.98 32.61 383 36 PEAK	Blank
Avg	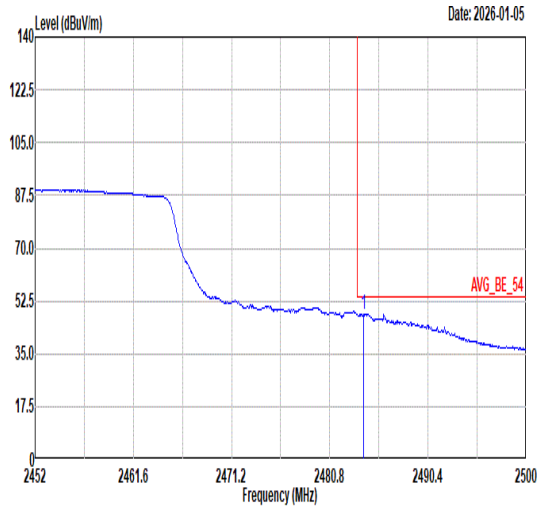 Freq Level Limit Line Margin (dB) Read Level Ant Factor Cable Loss Preamp Factor APos TPos Remark MHz dBuV/m dBuV/m dBuV dB/m dB dB cm deg 1 2484.11 47.97 54.00 -6.03 43.11 30.49 6.98 32.61 383 36 AVERAGE	Blank

Mode	28	
	Band Edge - L	
	2400-2483.5_802.11n HT40_CH08_2447MHz	
ANT	22	
Pol.	Vertical	Fundamental
Peak	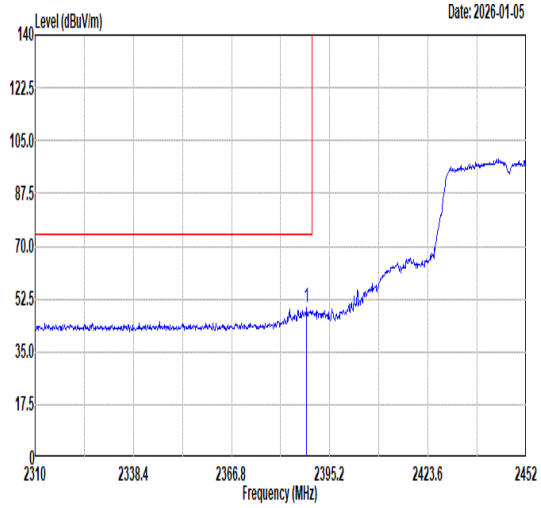 Freq Level Limit Line Margin (dB) Read Level Ant Factor Cable Loss Preamp Factor APos TPos Remark MHz dBuV/m dBuV/m dBuV dB/m dB dB cm deg 1 2388.53 49.51 74.00 -24.49 44.88 30.41 6.86 32.64 206 75 PEAK	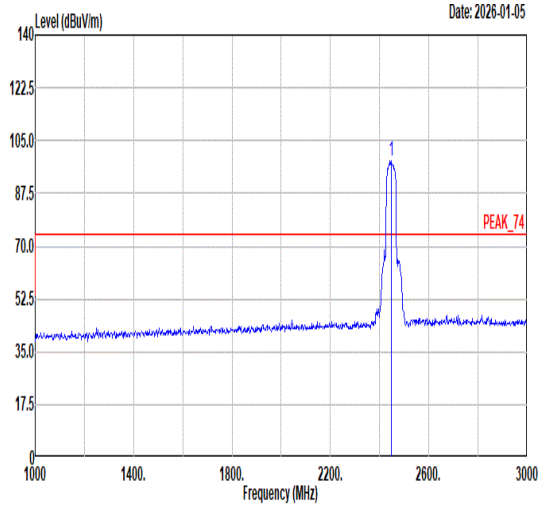 Freq Level Limit Line Margin (dB) Read Level Ant Factor Cable Loss Preamp Factor APos TPos Remark MHz dBuV/m dBuV/m dBuV dB/m dB dB cm deg 1 2447.00 98.44 ------ ------ 93.68 30.45 6.93 32.62 206 75 PEAK
Avg	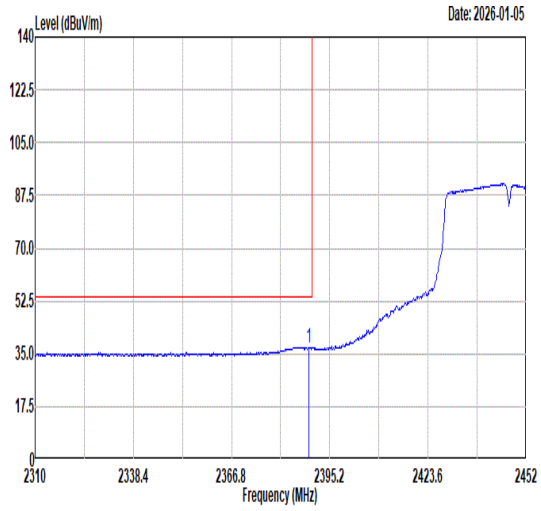 Freq Level Limit Line Margin (dB) Read Level Ant Factor Cable Loss Preamp Factor APos TPos Remark MHz dBuV/m dBuV/m dBuV dB/m dB dB cm deg 1 2389.09 37.12 54.00 -16.88 32.49 30.41 6.86 32.64 206 75 AVERAGE	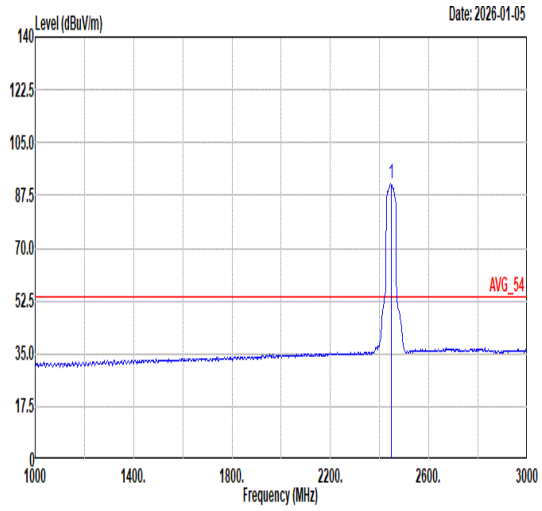 Freq Level Limit Line Margin (dB) Read Level Ant Factor Cable Loss Preamp Factor APos TPos Remark MHz dBuV/m dBuV/m dBuV dB/m dB dB cm deg 1 2447.00 91.23 ------ ------ 86.46 30.46 6.93 32.62 206 75 AVERAGE

Mode	28	
	Band Edge - R	
	2400-2483.5_802.11n HT40_CH08_2447MHz	
ANT	22	
Pol.	Vertical	Fundamental
Peak	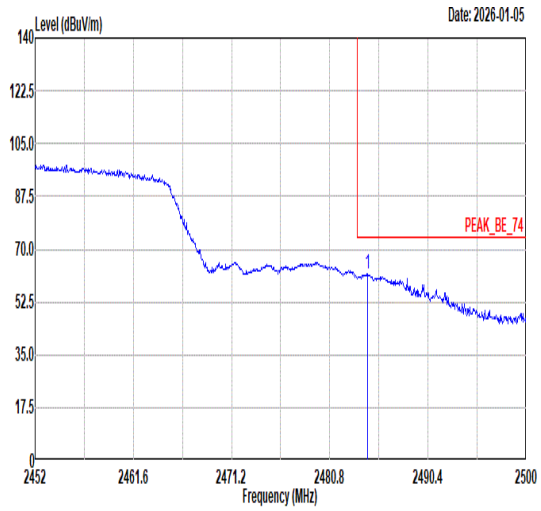 Freq Level Limit Line Margin (dB) Read Level Ant Factor Cable Loss Preamp Factor APos TPos Remark MHz dBuV/m dBuV/m dBuV dB/m dB dB cm deg 1 2484.50 61.61 74.00 -12.39 56.75 30.49 6.98 32.61 206 75 PEAK	Blank
Avg	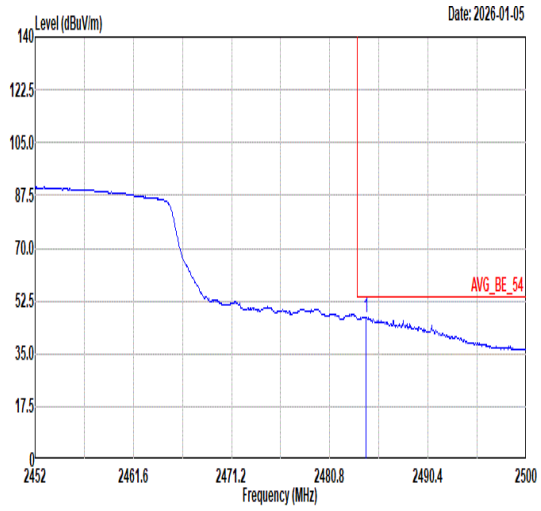 Freq Level Limit Line Margin (dB) Read Level Ant Factor Cable Loss Preamp Factor APos TPos Remark MHz dBuV/m dBuV/m dBuV dB/m dB dB cm deg 1 2484.30 47.22 54.00 -6.78 42.36 30.49 6.98 32.61 206 75 AVERAGE	Blank

Mode	29	
	Band Edge - L	
	2400-2483.5_802.11n HT40_CH07_2442MHz	
ANT	22	
Pol.	Horizontal	Fundamental
Peak	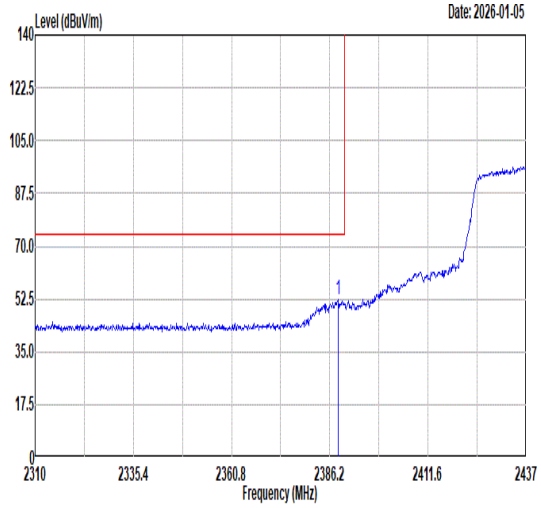 Freq Level Limit Line Margin (dB) Read Level Ant Factor Cable Loss Preamp Factor APos TPos Remark MHz dBuV/m dBuV/m dBuV dB/m dB dB cm deg 1 2388.36 52.15 74.00 -21.85 47.52 30.41 6.86 32.64 226 30 PEAK	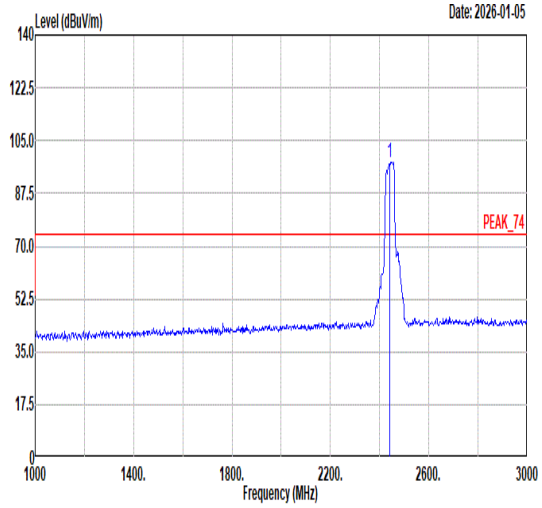 Freq Level Limit Line Margin (dB) Read Level Ant Factor Cable Loss Preamp Factor APos TPos Remark MHz dBuV/m dBuV/m dBuV dB/m dB dB cm deg 1 2442.00 97.93 ------ ------ 93.15 30.46 6.94 32.62 226 30 PEAK
Avg	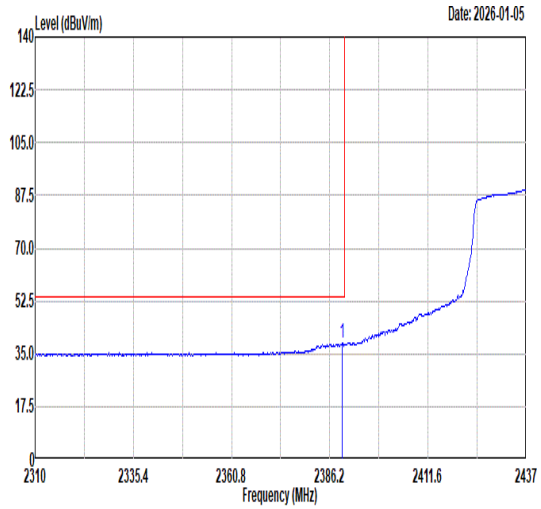 Freq Level Limit Line Margin (dB) Read Level Ant Factor Cable Loss Preamp Factor APos TPos Remark MHz dBuV/m dBuV/m dBuV dB/m dB dB cm deg 1 2389.38 38.73 54.00 -15.27 34.09 30.41 6.87 32.64 226 30 AVERAGE	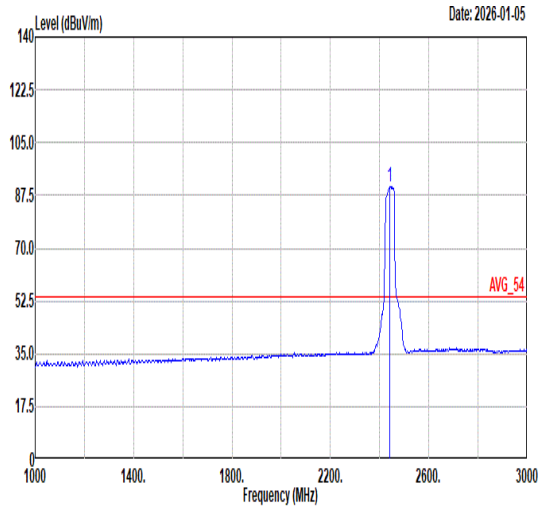 Freq Level Limit Line Margin (dB) Read Level Ant Factor Cable Loss Preamp Factor APos TPos Remark MHz dBuV/m dBuV/m dBuV dB/m dB dB cm deg 1 2442.00 90.44 ------ ------ 85.67 30.46 6.93 32.62 226 30 AVERAGE

Mode	29	
	Band Edge - R	
	2400-2483.5_802.11n HT40_CH07_2442MHz	
ANT	22	
Pol.	Horizontal	Fundamental
Peak	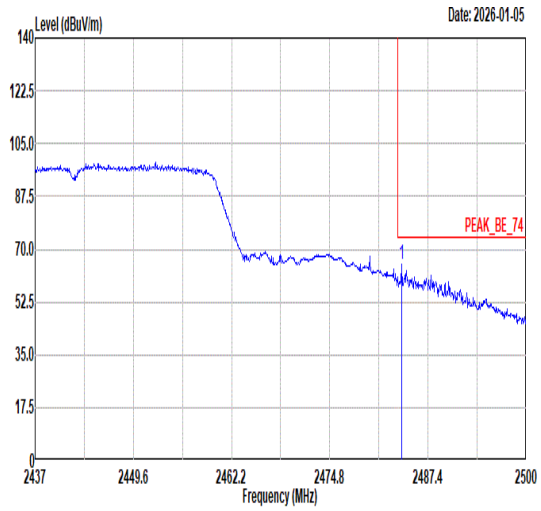 Freq Level Limit Line Margin (dB) Read Level Ant Factor Cable Loss Preamp Factor APos TPos Remark MHz dBuV/m dBuV/m dBuV dB/m dB dB cm deg 1 2484.00 65.02 74.00 -8.98 60.16 30.49 6.98 32.61 226 30 PEAK	Blank
Avg	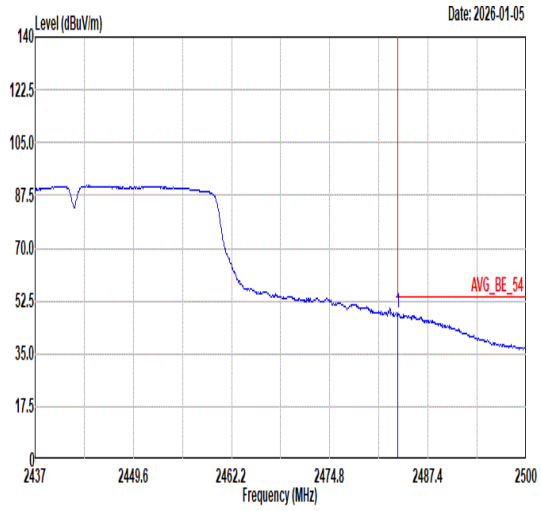 Freq Level Limit Line Margin (dB) Read Level Ant Factor Cable Loss Preamp Factor APos TPos Remark MHz dBuV/m dBuV/m dBuV dB/m dB dB cm deg 1 2483.56 48.48 54.00 -5.52 43.62 30.49 6.98 32.61 226 30 AVERAGE	Blank

Mode	29	
	Band Edge - L	
	2400-2483.5_802.11n HT40_CH07_2442MHz	
ANT	22	
Pol.	Vertical	Fundamental
Peak	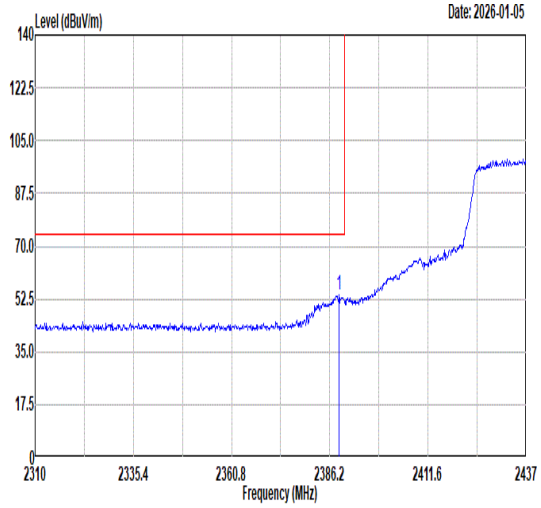 Freq Level Limit Line Margin (dB) Read Level Ant Factor Cable Loss Preamp Factor APos TPos Remark MHz dBuV/m dBuV/m dBuV dB/m dB dB cm deg 1 2388.61 53.80 74.00 -20.20 49.17 30.41 6.86 32.64 204 75 PEAK	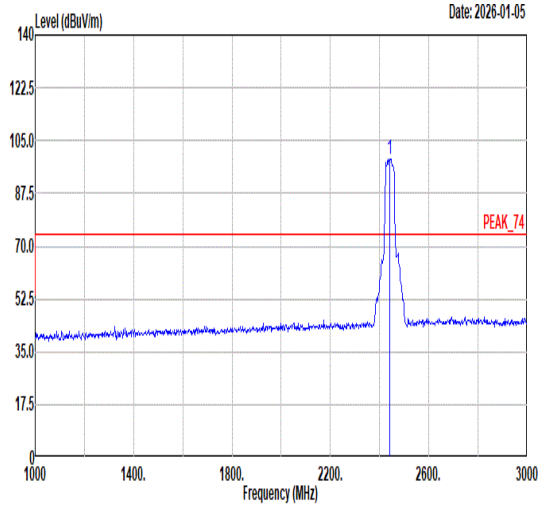 Freq Level Limit Line Margin (dB) Read Level Ant Factor Cable Loss Preamp Factor APos TPos Remark MHz dBuV/m dBuV/m dBuV dB/m dB dB cm deg 1 2442.00 98.81 ------ ------ 94.04 30.46 6.93 32.62 204 75 PEAK
Avg	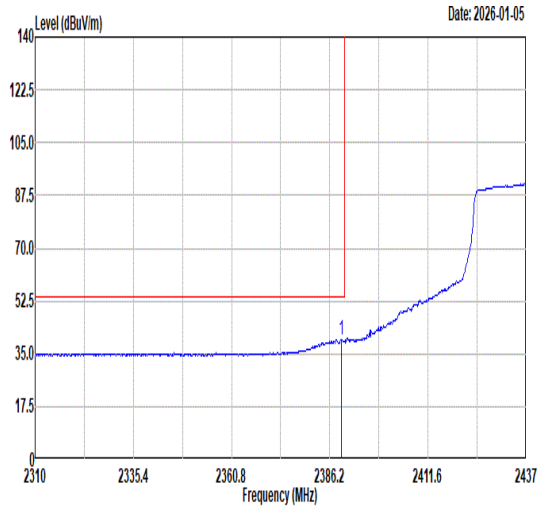 Freq Level Limit Line Margin (dB) Read Level Ant Factor Cable Loss Preamp Factor APos TPos Remark MHz dBuV/m dBuV/m dBuV dB/m dB dB cm deg 1 2389.25 39.88 54.00 -14.12 35.25 30.41 6.86 32.64 204 75 AVERAGE	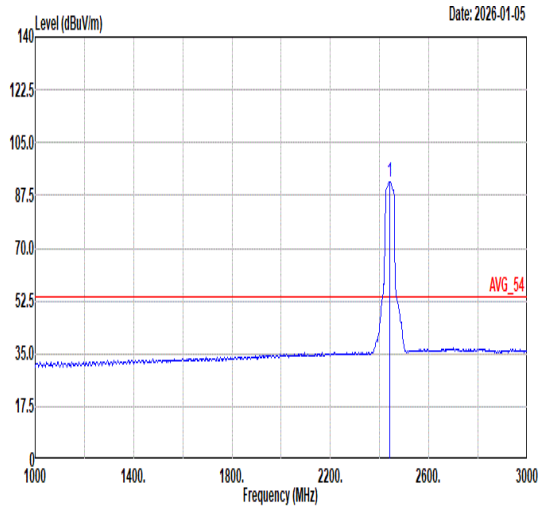 Freq Level Limit Line Margin (dB) Read Level Ant Factor Cable Loss Preamp Factor APos TPos Remark MHz dBuV/m dBuV/m dBuV dB/m dB dB cm deg 1 2442.00 92.06 ------ ------ 87.31 30.45 6.92 32.62 204 75 AVERAGE

Mode	29	
	Band Edge - R	
	2400-2483.5_802.11n HT40_CH07_2442MHz	
ANT	22	
Pol.	Vertical	Fundamental
Peak	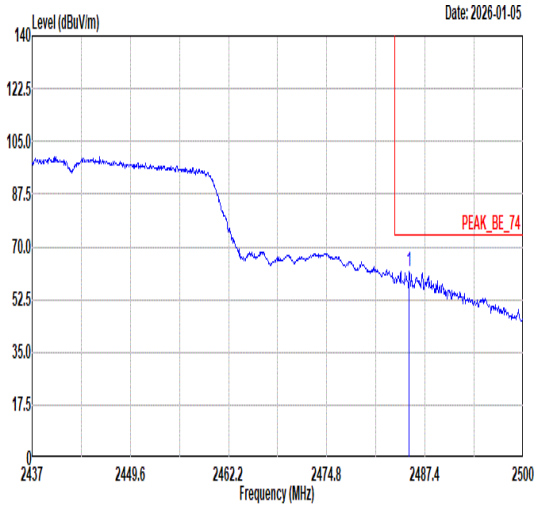 Freq Level Limit Line Margin (dB) Read Level Ant Factor Cable Loss Preamp Factor APos TPos Remark MHz dBuV/m dBuV/m dBuV dB/m dB dB cm deg 1 2485.38 61.89 74.00 -12.11 57.03 30.49 6.98 32.61 204 75 PEAK	Blank
Avg	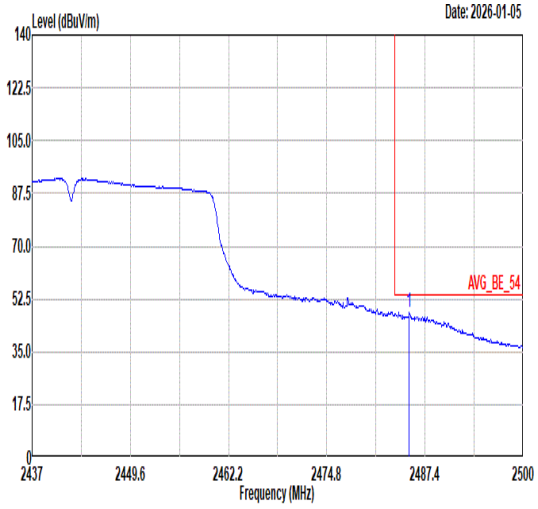 Freq Level Limit Line Margin (dB) Read Level Ant Factor Cable Loss Preamp Factor APos TPos Remark MHz dBuV/m dBuV/m dBuV dB/m dB dB cm deg 1 2485.38 48.11 54.00 -5.89 43.25 30.49 6.98 32.61 204 75 AVERAGE	Blank

Appendix D. Duty Cycle Plots

Band	Duty Cycle(%)	T(ms)	1/T(kHz)	VBW Setting
802.11b	99.64	-	-	10Hz
802.11g	97.20	1.39	0.719	1KHz
802.11n HT20	97.76	1.31	0.763	1KHz
802.11n HT40	94.20	0.65	1.538	3KHz

802.11b

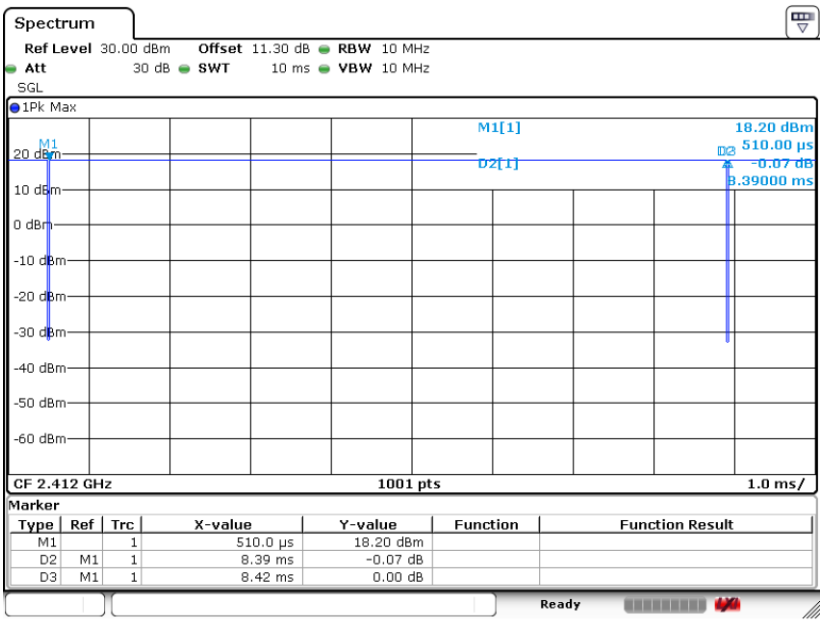

802.11g

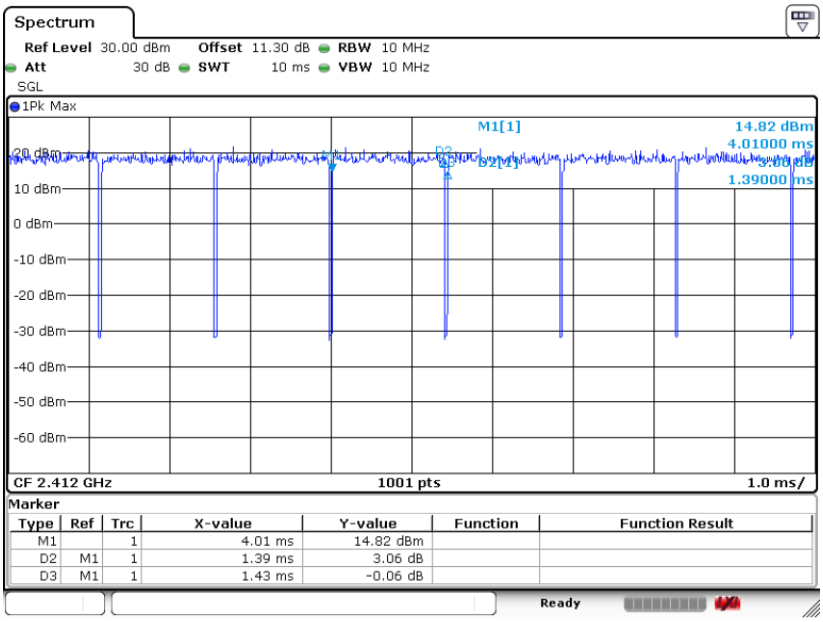

802.11n HT20

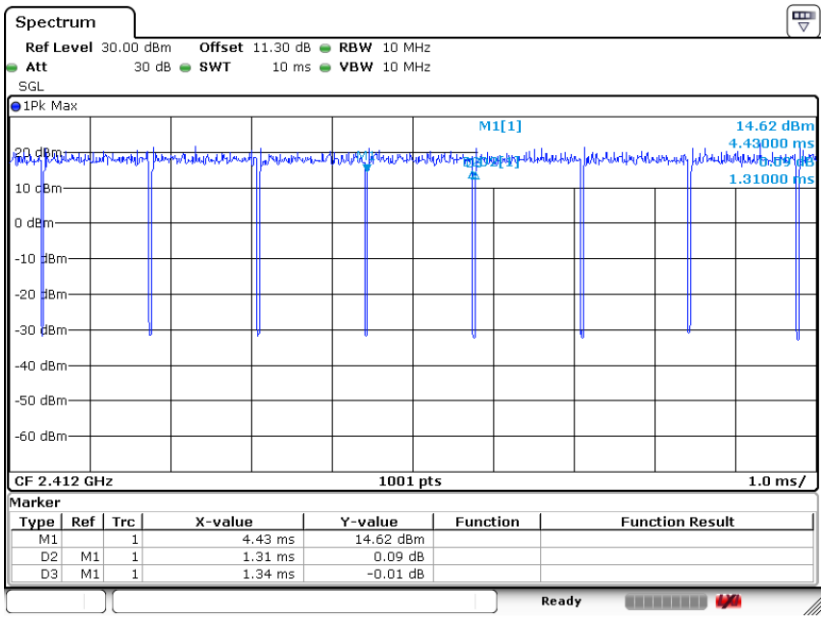

802.11n HT40

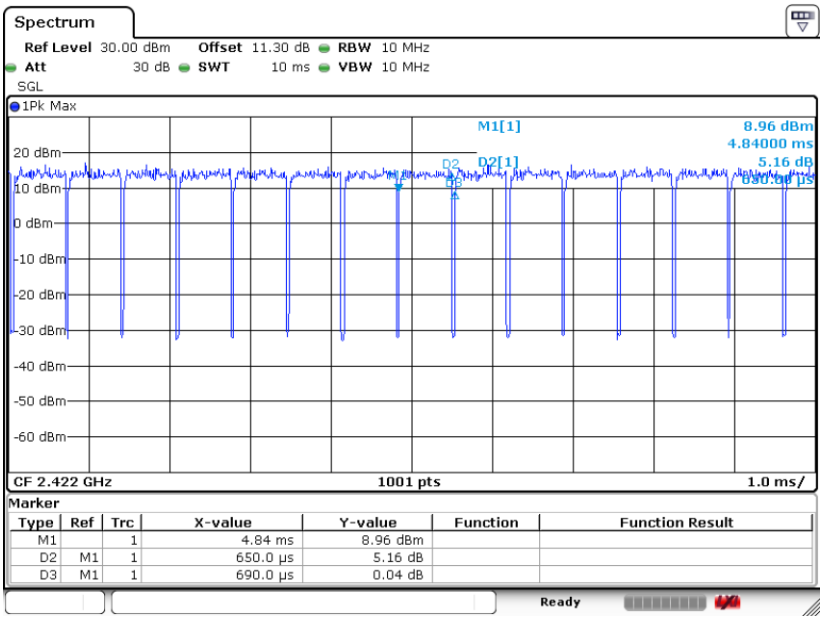
Spectrum
Ref Level 30.00 dBm Offset 11.30 dB RBW 10 MHz
Att 30 dB SWT 10 ms VBW 10 MHz
SGL
1Pk Max
M1[1] 8.96 dBm
4.84000 ms
D2[1] 5.16 dB
650.0 µs
20 dBm
10 dBm
0 dBm
-10 dBm
-20 dBm
-30 dBm
-40 dBm
-50 dBm
-60 dBm
CF 2.422 GHz
1001 pts
1.0 ms/
Marker
Type Ref Trc X-value Y-value Function Function Result
M1 1 4.84 ms 8.96 dBm
D2 M1 1 650.0 µs 5.16 dB
D3 M1 1 690.0 µs 0.04 dB
Ready