LED头盔



使用说明书

全彩LED屏/自定义编辑

规格参数

产品名称:LED头盔
产品型号:HTK-002
产品尺寸:275x220x160mm
电流电压:5V1A
头盔电池:800mA
遥控器电池:200mA

功能介绍

(头盔)

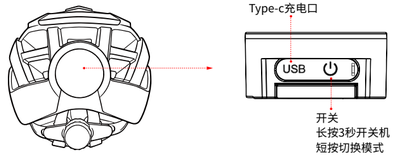

(遥控器)

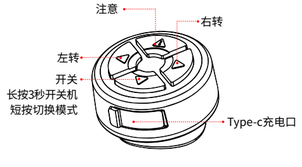

APP下载与蓝牙连接

1.手机扫描下面二维码进行下载安装或者进入Google Play/APP store搜索"iPixel Pro"进行下载

扫码下载APP

2.打开手机蓝牙

3、如果你没有APP Store/Google Play，请点击第三方从本地服务浏览器搜索"iPixel Pro"/或扫码下载

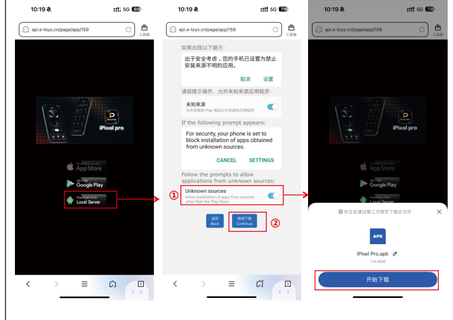

4.添加设备

注:
1:第一次打开APP,有是否允许权限选项,请都选择允许
2:请点击"设备连接",添加设备
3:若手机无法搜索到设备,请检查是否打开定位!

5.连接蓝牙设备

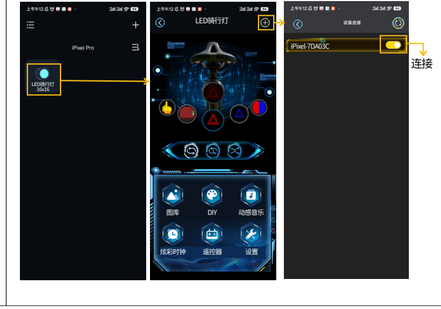

该产品配备了一块内置的可充电锂电池。关于电池使用的安全警示:切勿拆解撞击、挤压或将其投入火中。若出现严重鼓胀情况，请勿继续使用。切勿将其置于高温环境中。电池浸入水中后切勿继续使用!

联邦通信委员会警告

本设备符合美国联邦通信委员会(FCC)规则第15部分的要求。使用时须满足以下两个条件:
(1)本设备不得造成有害干扰;
(2)本设备必须接受所收到的任何干扰,包括可能导致其无法正常工作的干扰。
注1:本设备已通过测试,符合美国联邦通信委员会(FCC)第15部分关于B类数字设备的限制要求。这些限制旨在为住宅安装提供合理的防干扰保护。本设备会生成、使用并可能辐射无线电频率能量,若未按照说明进行安装和使用,可能会对无线电通信造成有害干扰。但无法保证在特定安装中不会发生干扰。如果本设备确实对无线电或电视接收造成有害干扰(可通过关闭和开启设备来确定),建议用户尝试通过以下一种或多种措施来解决干扰问题:
- 重新调整或移动接收天线的方向。
- 增大设备与接收器之间的距离。
- 将设备连接到与接收器不同电路的插座上。
- 咨询经销商或有经验的无线电/电视技术人员寻求帮助。
注:未经负责合规的一方明确批准,对本装置所做的任何更改或修改都可能导致用户操作设备的权限失效。
该设备已通过评估,符合一般射频辐射暴露要求。在便携式使用条件下,该设备可无限制使用。

LED Helmet



User Manual

Full-color LED screen / Customized editing

Product Parameter

Product Name: LED Helmet
Product Model: HTK-002
Product Size: 275x220x160mm
Product Power: 5V 1A
Helmet Battery: 800mA
Remote Control Battery: 200mA

Function Introduction

(头盔)

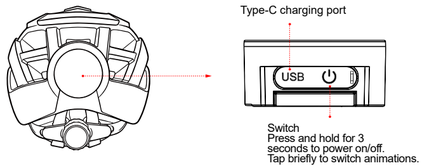

(Remote Control)

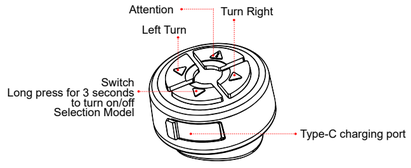

Downloading the App and connecting via Bluetooth

1.Scan the QR code below to download and install app with your mobile phone, or enter Google Play/App Store and search for "iPixel Pro" to download

Scan the QR code and download the App

2.Turn on the Bluetooth on your mobile phone.

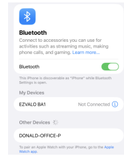

3. If you don't have the App Store/Google Play, please click on the third-party option and search for "iPixel Pro" using the local service browser, or scan the QR code to download.

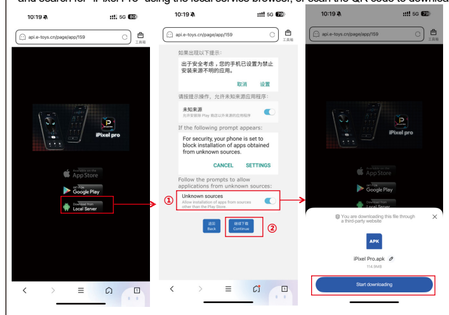

4. Add equipment

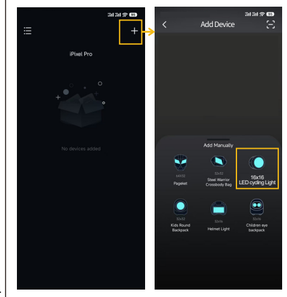

Note:
1: When you first open the APP, there is an option to allow permissions. Please select "Allow" for all.
2: Please click "Device Connection" to add the device.
3: If your phone cannot detect the device, please check if the location function is enabled!

5. Connect to Bluetooth devices

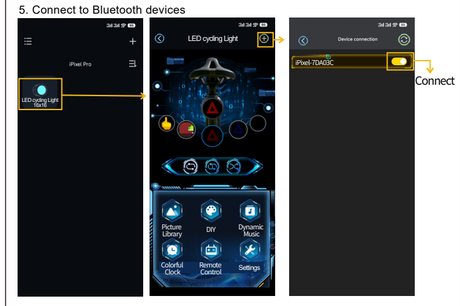

This product is equipped with a built-in rechargeable lithium battery.
Safety warning for battery usage: Do not disassemble, impact, squeeze or throw it into fire.if there is severe bulging, do not continue to use. Do not place it in a high-temperature environment.Do not use after the battery is immersed in water!

FCC Warning

This device complies with Part 15 of the FCC Rules. Operation is subject to the following two conditions:
(1) This device may not cause harmful interference, and
(2) this device must accept any interference received, including interference that may cause undesired operation.

NOTE 1: This equipment has been tested and found to comply with the limits for a Class B digital device, pursuant to part 15 of the FCC Rules. These limits are designed to provide reasonable protection against harmful interference in a residential installation. This equipment generates, uses and can radiate radio frequency energy and, if not installed and used in accordance with the instructions, may cause harmful interference to radio communications. However, there is no guarantee that interference will not occur in a particular installation. If this equipment does cause harmful interference to radio or television reception, which can be determined by turning the equipment off and on, the user is encouraged to try to correct the interference by one or more of the following measures:
- Reorient or relocate the receiving antenna.
- Increase the separation between the equipment and receiver.
-Connect the equipment into an outlet on a circuit different from that to which the receiver is connected.
-Consult the dealer or an experienced radio/TV technician for help.

NOTE 2: Any changes or modifications to this unit not expressly approved by the party responsible for compliance could void the user's authority to operate the equipment.

The device has been evaluated to meet general RF exposure requirement. The device can be used in portable exposure condition without restriction.