T862-2 Antenna



性能参数 PERFORMANCE PARAMETER

1.电气参数 Electrical Characteristics

Antenna		
1	天线类型 Antenna model	全向天线
2	频率范围 Frequency	2400-2500MHz；5100-5900MHz
3	驻波比 V.S.W.R	≤5.5
4	峰值增益 Peak Gain	3.32dBi
5	峰值效率 Peak Efficiency	56.16%
6	阻抗 Impendence	50Ω
7	极化方式 Polarization	线极化

2.材料参数 Material

No	部品名称 Part Name	
1	材质 FPC	黑色 FPC
2	射频线 RF Cable	黑色Φ1.13
3	射频连接器 RF Connector	金色 IPEX 1

Manufacturer: MyAntenna
Address:410, Block A, Fenghuang Zhigu Building, No. 50 Tiezi Road, Xixiang Street, Bao'an District, Shenzhen

性能参数 PERFORMANCE PARAMETER

3.环境参数 Environment Condition

1	工作温度 Working Temp	-40℃～+85℃, 10%～95% RH
2	贮存温度 Storage Temp	-40℃～+85℃, 10%～95% RH

4. 环保要求 environmental requirements:

1	环保要求 environmental requirements	是否需满足 ROHS/REACH 指令	满足
		其它要求	-

5. 环境符合性要求 Environmental compliance requirements :

序号 S/N	测试项目 Test items	参考标准 Reference standards	试验方法 test method	测试条件 Test conditions	合格判定 Qualification
1	低温存储 low temperature storage	ETSI 300019-2-4 YD/T 1059	IEC 60068-2-1 GB/T 2423.1	-40℃, 24hr, 1℃/min, （常温放入样品，降温至-40℃，保持24hr，2h 后升温至常温）	试验后在常温下产品指标、功能和机械性能全部正常

2	高温存储 high temperature storage	ETSI 300019-2-4 YD/T 1059	IEC 60068-2-2 GB/T 2423.2	70℃，24hr，1℃/min，（常温放入样品，升温至70℃，保持24hr，2h后降温至常温	试验后在常温下产品指标、功能和机械性能全部正常。
3	温度循环 temperature cycling	ETS 300019-2-4 YD/T 1059	IEC 60068-2-14 GB/T 2423.22	-20～90℃，1℃/min，最低温度、最高温度处保持3hr，5个循环	试验后在常温下产品指标、功能和机械性能全部正常。
4	盐雾试验 salt spray test	ETS 300019-2-4 DKBA4073-2009.03 结构产品防腐蚀性能要求	IEC 60068-2-52 GB/T 2423.18	+15～+35℃，5%±1%NaCl溶液，pH值6.5-7.2，喷雾2hr；40℃，93%R.H,保持24hr，2个循环	应力恢复后天线表面应无锈蚀、变色、及镀层剥落。试验后在常温下产品指标、功能和机械性能全部正常。

测试图表 TESTING CURVE

1.性能测试 Performance test

1.1 驻波比 V.S.W.R

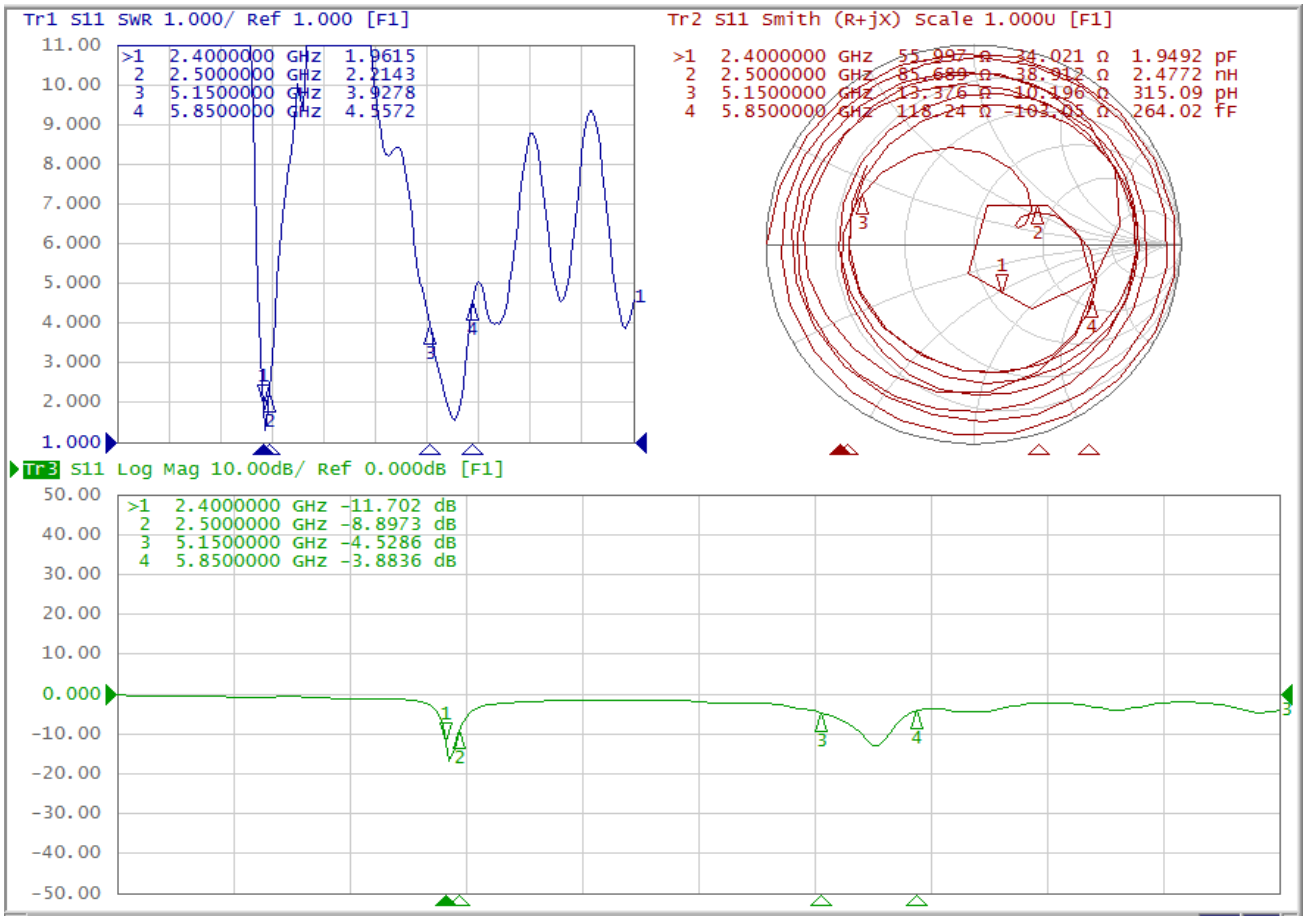

数据表 Data list

Freq	2400MHz	2500MHz	5150MHz	5850MHz
VSWR	1.96	2.21	3.92	4.55

测试图表 TESTING CURVE

2. 无源测试 Passive testing

2.1 效率及增益 Efficiency and Gain

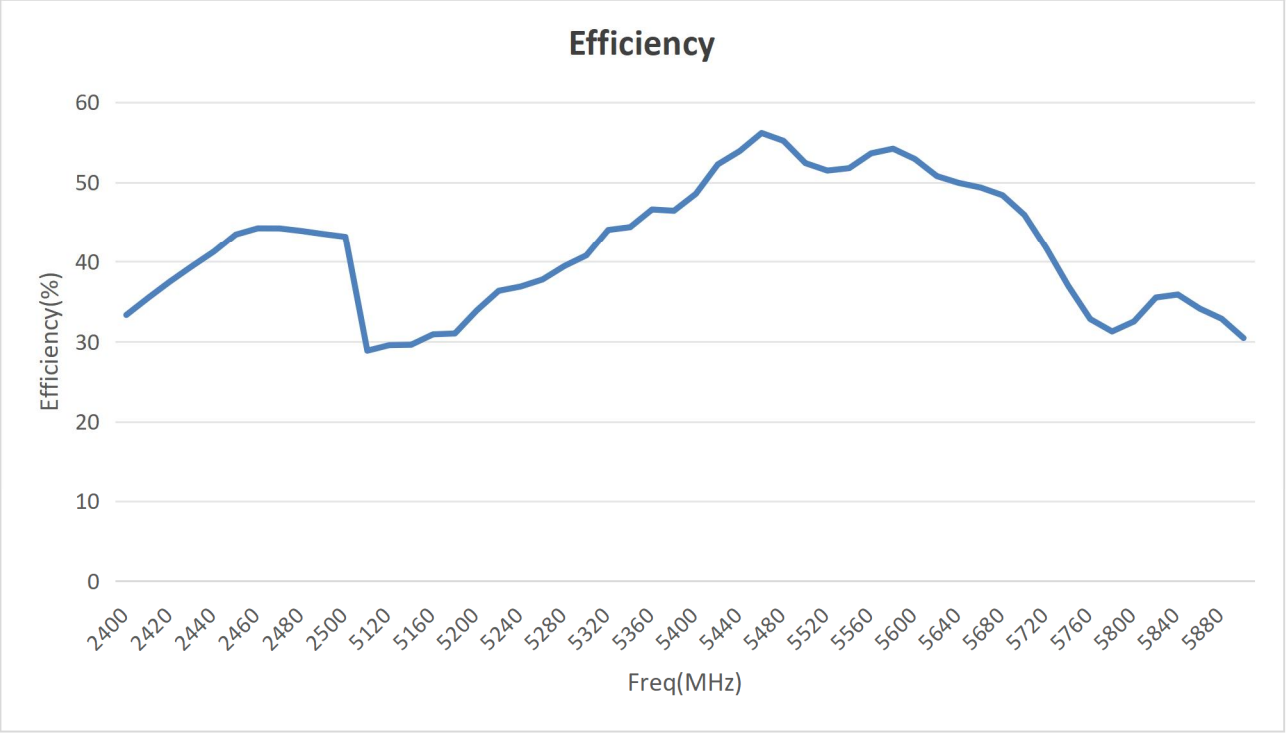

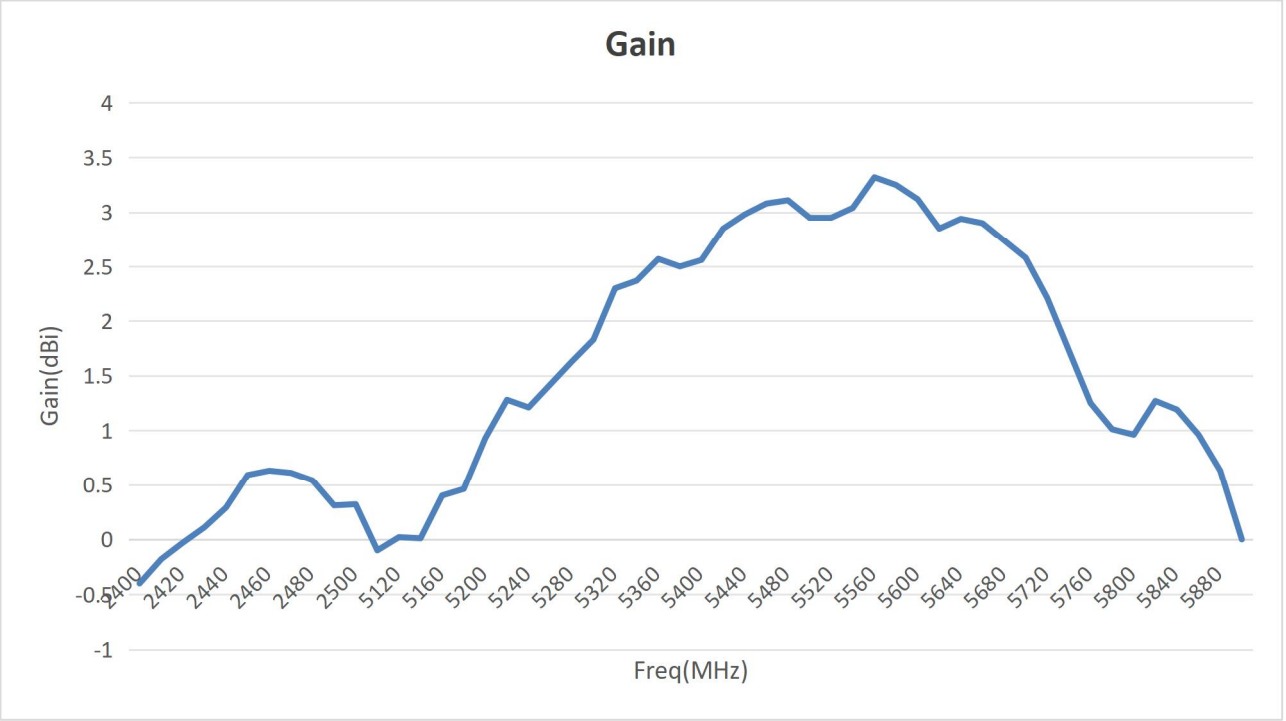

Freq(MHz)	Gain(dBi)	Efficiency(%)	Freq(MHz)	Gain(dBi)	Efficiency(%)	Freq(MHz)	Gain(dBi)	Efficiency(%)
2400	-0.40	33.33	5240	1.21	36.88	5600	3.12	52.91
2410	-0.18	35.47	5260	1.42	37.76	5620	2.85	50.78
2420	-0.03	37.52	5280	1.63	39.45	5640	2.94	49.93
2430	0.11	39.43	5300	1.83	40.78	5660	2.90	49.35
2440	0.29	41.27	5320	2.30	44.05	5680	2.74	48.39
2450	0.59	43.47	5340	2.37	44.40	5700	2.58	45.92
2460	0.63	44.25	5360	2.57	46.61	5720	2.21	41.70
2470	0.61	44.24	5380	2.50	46.45	5740	1.73	36.96
2480	0.54	43.92	5400	2.56	48.57	5760	1.25	32.82
2490	0.31	43.53	5420	2.85	52.24	5780	1.01	31.27
2500	0.32	43.18	5440	2.98	53.90	5800	0.96	32.52
5100	-0.10	28.87	5460	3.08	56.16	5820	1.27	35.51
5120	0.02	29.56	5480	3.11	55.18	5840	1.19	35.88
5140	0.01	29.61	5500	2.95	52.40	5860	0.96	34.13
5160	0.40	30.91	5520	2.95	51.47	5880	0.63	32.86
5180	0.46	31.02	5540	3.04	51.77	5900	0.00	30.45
5200	0.93	33.90	5560	3.32	53.62			
5220	1.28	36.35	5580	3.25	54.20			

测试图表 TESTING CURVE

2.2 2D/3D 图 2D/3D Map

2450MHz Gain=0.59dBi

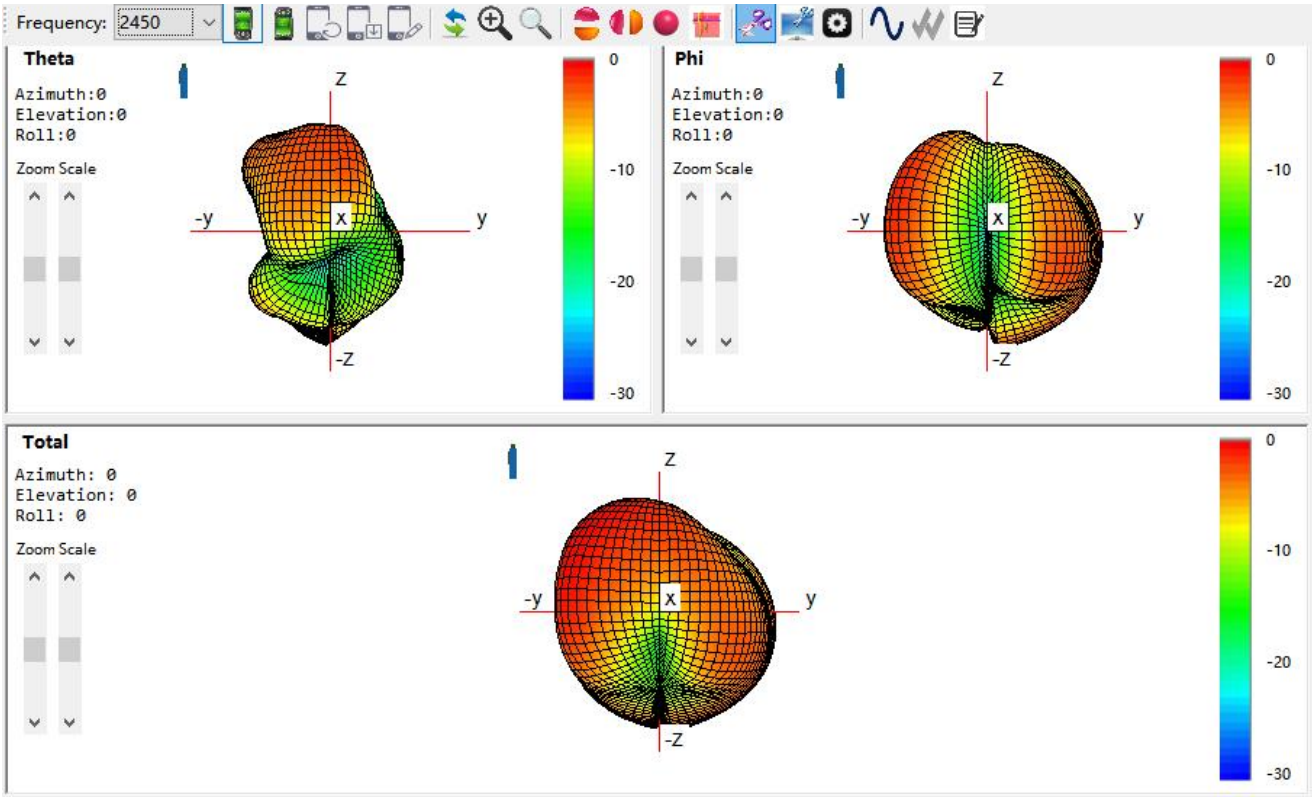

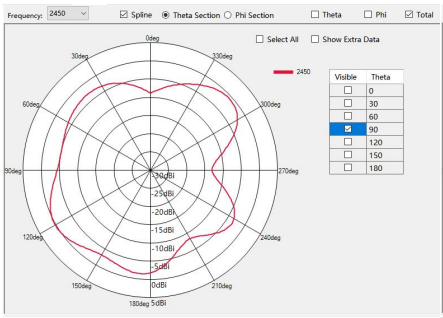

H 面

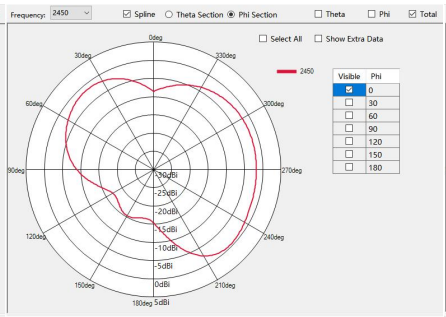

E1 面

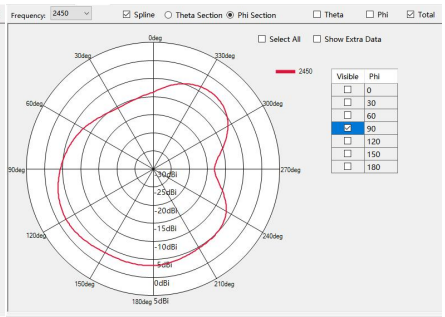

E2 面

5100MHz Gain=-0.1dBi

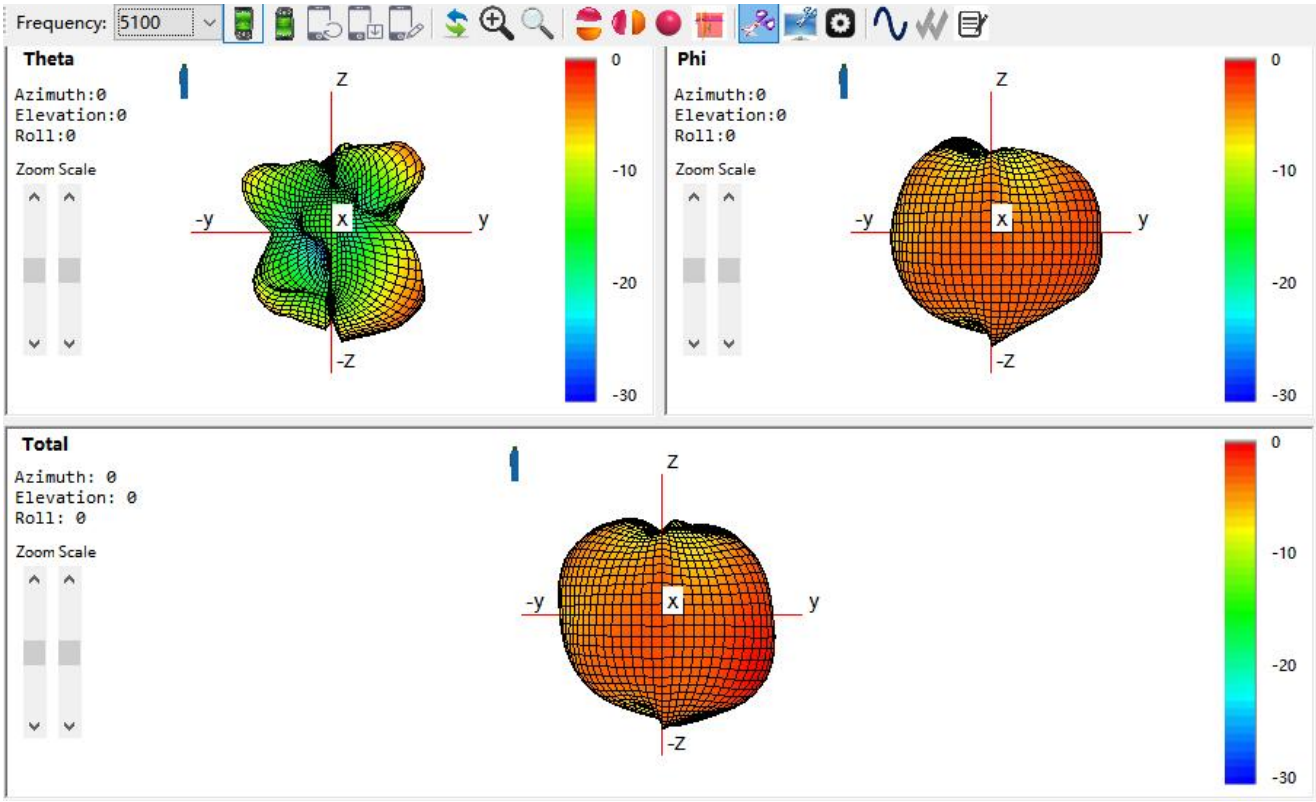

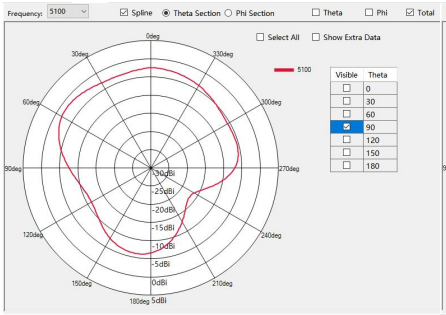

H 面

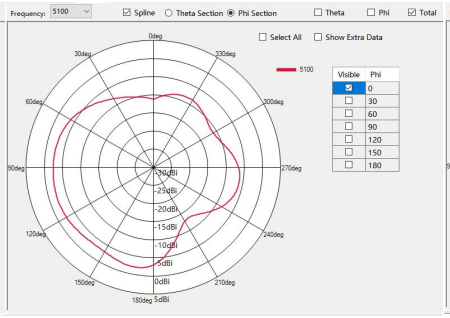

E1 面

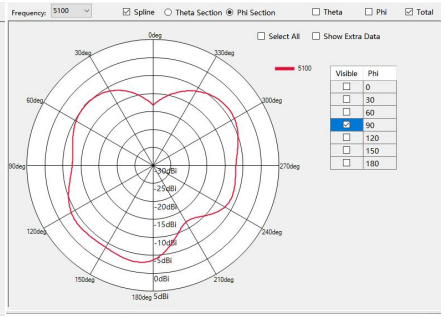

E2 面

5500MHz Gain=2.95dBi

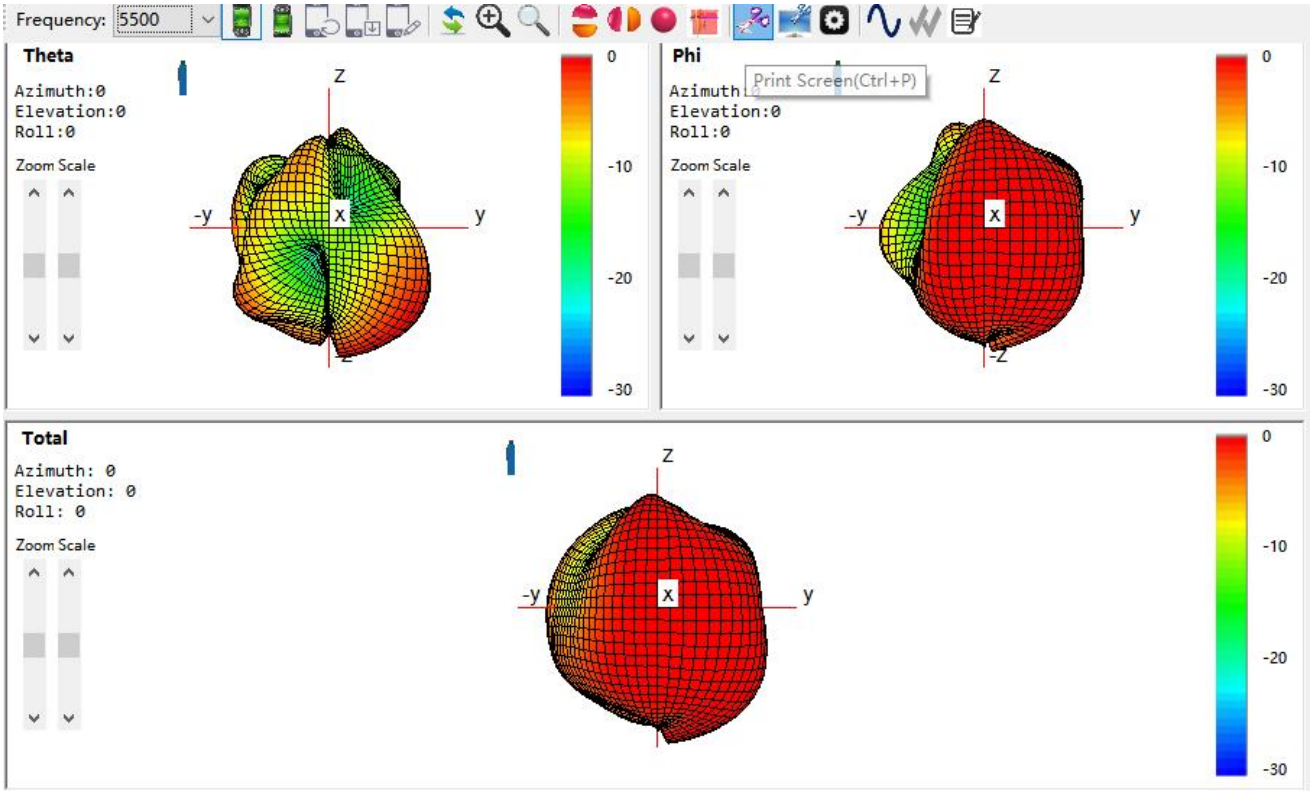

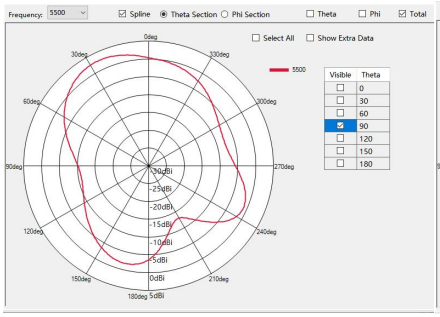

H 面

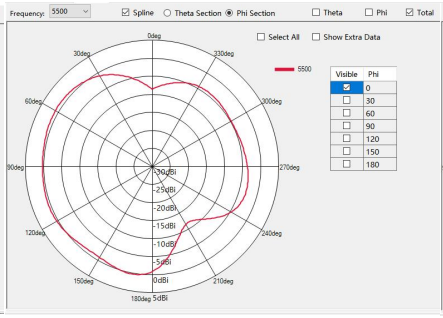

E1 面

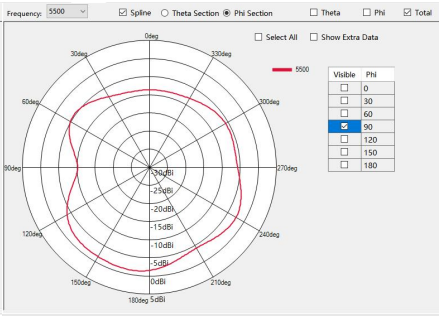

E2 面

5900MHz Gain=0.00dBi

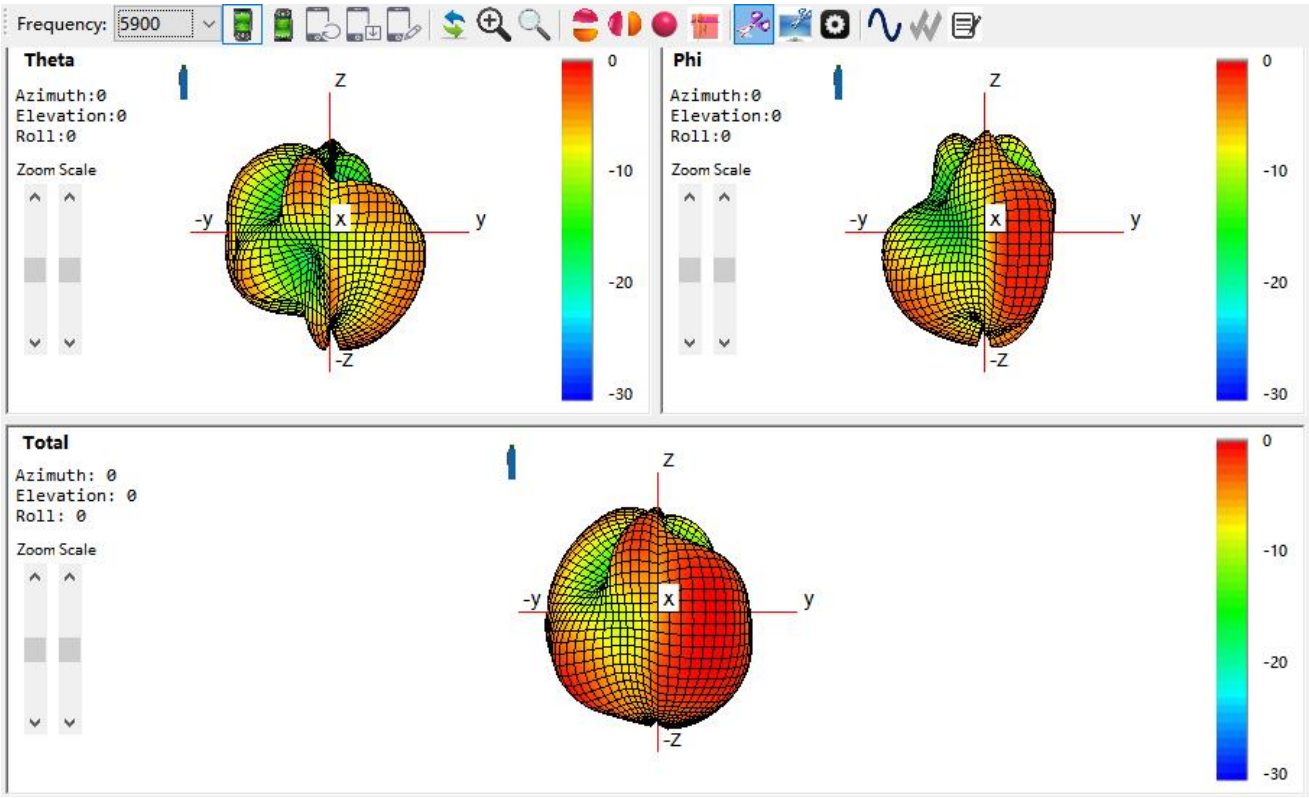

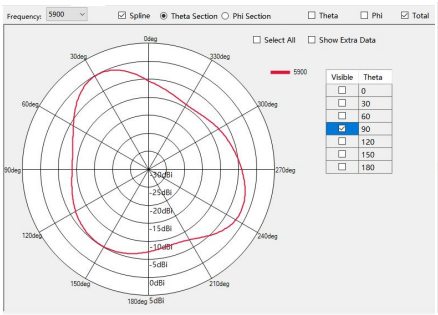

H 面

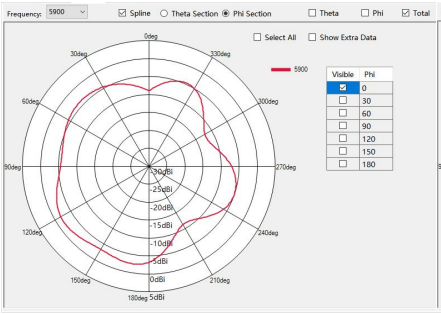

E1 面

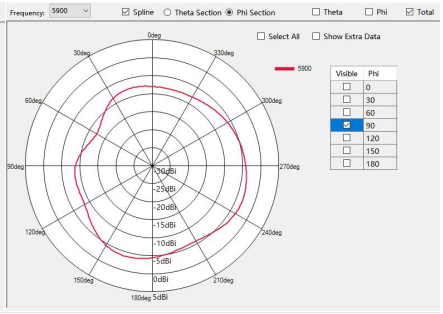

E2 面

2.4 天线暗室测试坐标示意图



工程图SCHEDULE DRAWING

REV.	DESCRIPTION	APPD.	DATE
A	INITIAL RELEASED	Chen	2026/03/11

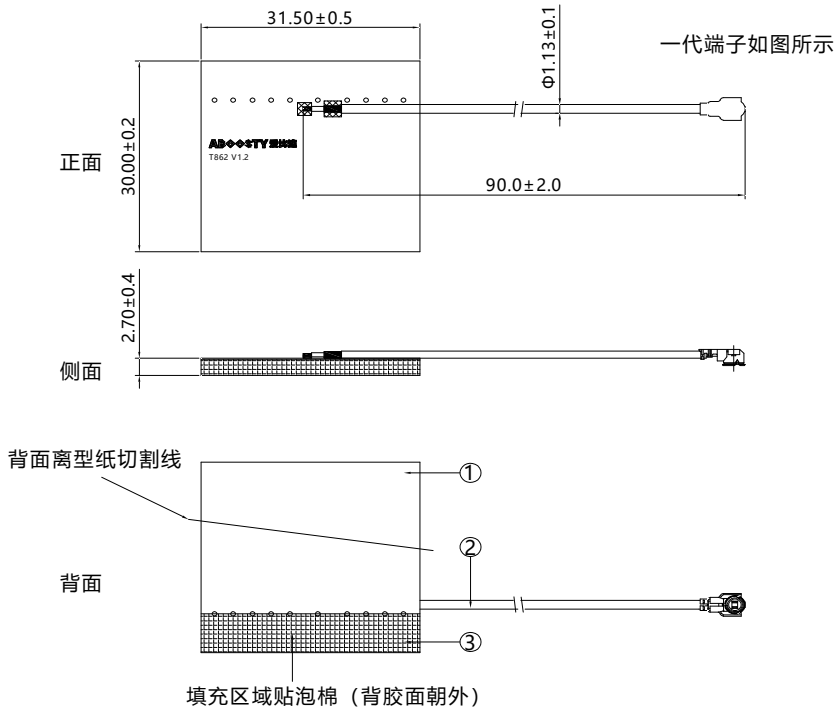

备注:
1.频率范围：2400-2500MHz;5100-5900MHz
2.阻抗:50欧姆
3.线极化:线极化
4.温度范围:-40℃～ 85℃
5.各零件符合ROHS

No.	Name	Material	Color	Treatment	Amount	Remark
3	泡棉		Black	31.5*6.3*2.5mm	1	
2	Coaxial Line		Black	Φ1.13*90.0mm	1	
1	FPC		Black	31.5*30.0mm	1	

DIMENSIONS ARE IN MILLIMETERS
UNLESS OTHERWISE SPECIFIED
TOLERANCES
ANGLES = ±3°
UP TO 6 = ±0.1
6-40 = ±0.2
40-120 = ±0.6
120-315 = ±1.0
ABOVE 315 = ±1.6

CUS P/N: T862
PART NO.: M01-0202560R0A
APPD:
CHKD:
DR:

ABOOSTY 爱比速
TITLE: T862天线
DWG NO.:

SCALE	SHEET	REV.
1:1	1/1	V01